



## Table of Contents

***PPAP Package for:***

**Newark Electronics**

**01E9776, 16H5797**

**(TE Connectivity Part Number: 776164-4, 776164-5)**

**28/Mar/2019**

Section A	<u>Nondisclosure Agreement</u>
Section # 1	<u>Design Records</u>
Section # 2	<u>Engineering Change Documents</u>
Section # 3	<u>Customer Engineering Approval</u>
Section # 4	<u>Design FMEA</u>
Section # 5	<u>Process Flow Diagrams</u>
Section # 6	<u>Process FMEA</u>
Section # 7	<u>Control Plan</u>
Section # 8	<u>Measurement Systems Analysis Studies</u>
Section # 9	<u>Dimensional Results</u>
Section # 10	<u>Material, Performance Test Results</u>
Section # 11	<u>Initial Process Study</u>
Section # 12	<u>Qualified Laboratory Documentation</u>
Section # 13	<u>Appearance Approval Report</u>
Section # 14	<u>Sample Product</u>
Section # 15	<u>Master Sample</u>
Section # 16	<u>Checking Aids</u>
Section # 17	<u>Records Of Compliance with Customer-Specific Requirements</u>
Section # 18	<u>Part Submission Warrant</u>
Section # 18a	<u>Bulk Material Requirements</u>



## **Nondisclosure Agreement**

If a nondisclosure agreement has been reached with your company, it will be included on the following page(s). Please review the terms of this agreement to ensure that further actions associated with information contained within this PPAP package do not violate these terms.

If a nondisclosure agreement HAS NOT been reached, certain documents deemed confidential by TE Connectivity will not be included in this PPAP package. These documents include but are not limited to the Design FMEA, the Process Flow Diagram, the Process FMEA and the Control Plan. These documents can be reviewed by you company but cannot be retained.

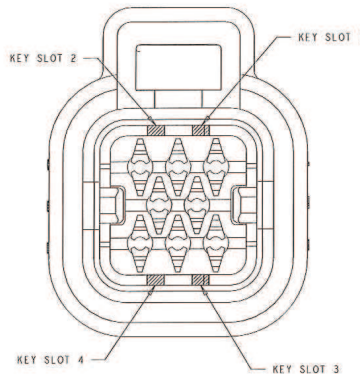


# Section 1

# Design Records

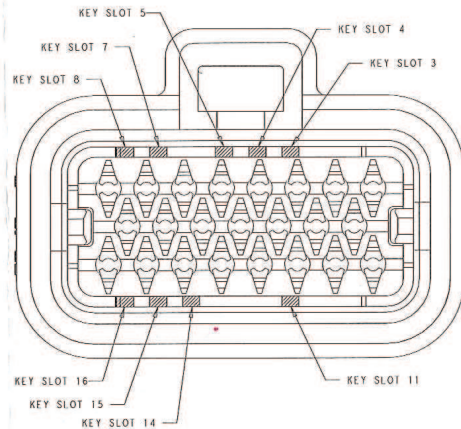


REVISIONS				
REV	DESCRIPTION	DATE	BY	APP
-	SEE SHEET 1	-	-	-



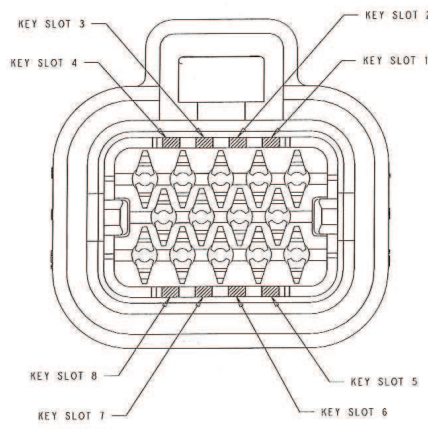
KEY SLOT LOCATION (SEE VIEW ABOVE)	COLOR	PART NUMBER
1 & 3	NATURAL	776286-2
2 & 4	BLACK	776286-1

8-POSITION CONNECTOR  
 KEY SLOT LOCATIONS  
 SCALE 4:1



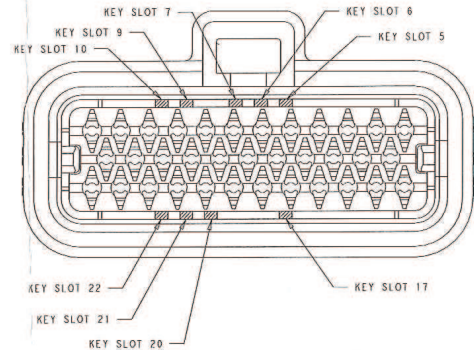
KEY SLOT LOCATION (SEE VIEW ABOVE)	COLOR	PART NUMBER
3, 8 & 16	BLUE	770680-5
7 & 15	GREY	770680-4
4 & 14	BLACK	770680-3
5 & 11	NATURAL	770680-2
4 & 14	BLACK	770680-1

23-POSITION CONNECTOR  
 KEY SLOT LOCATIONS  
 SCALE 4:1



KEY SLOT LOCATION (SEE VIEW ABOVE)	COLOR	PART NUMBER
3 & 5	BLUE	776273-5
2 & 8	GREY	776273-4
1 & 6	NATURAL	776273-2
3 & 7	BLACK	776273-1

14-POSITION CONNECTOR  
 KEY SLOT LOCATIONS  
 SCALE 4:1



KEY SLOT LOCATION (SEE VIEW ABOVE)	COLOR	PART NUMBER
7 & 22	ORANGE	776164-6
5, 10, 22	BLUE	776164-5
9 & 21	GREY	776164-4
7 & 17	NATURAL	776164-2
6 & 20	BLACK	776164-1

35-POSITION CONNECTOR  
 KEY SLOT LOCATIONS  
 SCALE 3:1

Firmado digitalmente por Gladys Gallegos  
 Nombre de reconocimiento DNE en Gladys Gallegos ca  
 ou=TE Empresa Sde, email=gladys.gallegos@te.com.ec  
 Fecha: 2017.09.18 16:13:41 -0700

THIS DRAWING IS A CONTROLLED DOCUMENT

DATE	11 JUN 2015
REV	1
DATE	29 JUN 2015
REV	2
DATE	29 JUN 2015
REV	3

TE CONNECTIVITY

PRODUCT OFFICE  
 168-1329

PRODUCTION DATE  
 114-1601E

STATE  
 00779

CUSTOMER DRAWING

SCALE 1:1 SHEET 2 of 2



## **Section 2**

# **Engineering Change Documents**



# Product Change Notification

Current Date: 09-Apr-2018

## TE Connectivity

**Product Change Notification: P-18-015636**

**PCN Date: 22-MAR-18**

TE would like to inform you of the following change(s) to the listed TE Connectivity Product. In case of any further questions about this change(s), please contact your TE Connectivity Sales Engineer. Affected part, drawing and/or specification numbers are listed on the attached sheet(s).

**General Product Description:**  
Molding One Roof - Stage 2

**Description of Changes**  
TE Empalme Consolidation Project Molding Process. Dear customer, we are proud to announce that TE Connectivity, Automotive Business Unit is in the process of a Consolidation Project in the Empalme location the objective is to consolidate Plant 1 (Molding & Mechatronics) and Plant 4 (Assembly) into a single building, in the same industrial park. This notification includes only the first stage of the molding process move. (As a continuation of PCN P-17-015262)  
**Other attachments:**  
[TE Empalme Consolidation Project - Molding Process](#)  
[TE Empalme Consolidation Project - Molding Process](#)

**Reason for Changes:**  
Dear Customer, we hereby inform you about a transfer of tools and/or processes. The transfer follows a strict procedure, which fully maintains quality, ability to supply and form-fit-function of the concerned products. The new manufacturing location operates under a certified quality management system in accordance with standard automotive requirements. A TE-internal release test based on the relevant part specifications will be executed before delivery. Upon request, a PPAP Level 2 will be available if it concerns a transfer of a tool which produces a finished TE-product. A PPAP Level 1 will be available if it concerns a component of a TE-product, where the production location of the finished TE-product remains unchanged. If you require such a PPAP, please notify the responsible TE Sales Contact within 14 calendar days after receipt of this PCN

**Estimated Dates:**

<b>Last Order Date</b> (Obsolete Parts Only):	<b>First Date To Ship</b> (Changed Parts Only):
	18-JUN-2018
<b>Last Ship Date</b> (Obsolete Parts Only):	<b>Last Date for Mixed Shipments:</b> (Changed Parts Only):
	No Mixed Shipments

**Part Number(s) being Modified:**

Part Number	Part Discontinued per PCN	Customer Drawing	Alias Part Number(s)	Substitute Part Number	Substitute Alias Part Number(s)	Description Of Difference
<a href="#">1-1326132-0</a>	NO					
<a href="#">1-1326727-9</a>	NO					
<a href="#">1-1437855-9</a>	NO		"108525A"			
<a href="#">1-1438454-1</a>	NO					
<a href="#">1-1456426-1</a>	NO					
<a href="#">1-1456426-2</a>	NO					
<a href="#">1-1456426-5</a>	NO					
<a href="#">1-1456426-6</a>	NO					
<a href="#">1-1924067-1</a>	NO					
<a href="#">1-1924067-2</a>	NO					
<a href="#">1-1924067-3</a>	NO					
<a href="#">1-1924067-4</a>	NO					
<a href="#">1-1924067-5</a>	NO					
<a href="#">1-1924067-6</a>	NO					
<a href="#">1-1924067-9</a>	NO					
<a href="#">1-1924337-3</a>	NO					
<a href="#">1-2098559-2</a>	NO					
<a href="#">1-2138685-5</a>	NO					
<a href="#">1-2203529-2</a>	NO					
<a href="#">1-2309436-1</a>	NO					
<a href="#">1-776163-1</a>	NO					
<a href="#">1-776163-2</a>	NO					
<a href="#">1-776163-4</a>	NO					
<a href="#">1-776163-5</a>	NO					
<a href="#">1-776163-6</a>	NO					
<a href="#">1-776180-1</a>	NO					
<a href="#">1-776180-6</a>	NO					

Part Number	Part Discontinued per PCN	Customer Drawing	Alias Part Number(s)	Substitute Part Number	Substitute Alias Part Number(s)	Description Of Difference
<a href="#">1-776230-1</a>	NO					
<a href="#">1-776230-2</a>	NO					
<a href="#">1-776230-4</a>	NO					
<a href="#">1-776231-1</a>	NO					
<a href="#">1-776231-2</a>	NO					
<a href="#">1-776231-4</a>	NO					
<a href="#">1-776231-5</a>	NO					
<a href="#">1-776231-6</a>	NO					
<a href="#">1-776275-1</a>	NO					
<a href="#">1-776275-2</a>	NO					
<a href="#">1-776276-1</a>	NO					
<a href="#">1-776276-2</a>	NO					
<a href="#">1-776279-1</a>	NO					
<a href="#">1-776279-2</a>	NO					
<a href="#">1-776280-1</a>	NO					
<a href="#">1-776280-2</a>	NO					
<a href="#">1-776339-1</a>	NO					
<a href="#">1274412-1</a>	NO					
<a href="#">1326018-1</a>	NO					
<a href="#">1326018-2</a>	NO					
<a href="#">1326122-1</a>	NO					
<a href="#">1326122-3</a>	NO					
<a href="#">1326132-1</a>	NO					
<a href="#">1326132-2</a>	NO					
<a href="#">1326132-4</a>	NO					
<a href="#">1326132-9</a>	NO					
<a href="#">1326136-1</a>	NO					
<a href="#">1326136-2</a>	NO					
<a href="#">1326140-1</a>	NO					
<a href="#">1326140-3</a>	NO					
<a href="#">1326226-1</a>	NO					
<a href="#">1326226-2</a>	NO					
<a href="#">1326226-3</a>	NO					
<a href="#">1326328-5</a>	NO					
<a href="#">1326509-1</a>	NO					
<a href="#">1326729-1</a>	NO					
<a href="#">1432654-1</a>	NO		"VATS-0022"			
<a href="#">1438031-1</a>	NO		"V23542-G1516-A101"			
<a href="#">1438399-1</a>	NO					
<a href="#">1438454-1</a>	NO					
<a href="#">1438545-1</a>	NO					
<a href="#">1438794-1</a>	NO					
<a href="#">1438794-2</a>	NO					
<a href="#">1438810-1</a>	NO					
<a href="#">1438975-2</a>	NO					
<a href="#">1443997-1</a>	NO					
<a href="#">1456471-1</a>	NO					
<a href="#">1456471-2</a>	NO					
<a href="#">1456471-4</a>	NO					
<a href="#">1456471-5</a>	NO					
<a href="#">1456471-6</a>	NO					
<a href="#">1456601-1</a>	NO					
<a href="#">1456602-2</a>	NO					
<a href="#">1456821-1</a>	NO					
<a href="#">1456867-3</a>	NO					
<a href="#">1456950-2</a>	NO					
<a href="#">1488107-1</a>	NO					
<a href="#">1557052-1</a>	NO					
<a href="#">1587255-1</a>	NO					
<a href="#">1587335-1</a>	NO					
<a href="#">1642407-5</a>	NO					
<a href="#">1670118-1</a>	NO					
<a href="#">1670120-1</a>	NO					
<a href="#">1670120-2</a>	NO					
<a href="#">1718981-1</a>	NO					



Part Number	Part Discontinued per PCN	Customer Drawing	Alias Part Number(s)	Substitute Part Number	Substitute Alias Part Number(s)	Description Of Difference
<a href="#">1732120-1</a>	NO					
<a href="#">1732120-2</a>	NO					
<a href="#">1732510-3</a>	NO					
<a href="#">1732998-1</a>	NO					
<a href="#">1732998-2</a>	NO					
<a href="#">1732999-2</a>	NO					
<a href="#">174971-2</a>	NO					
<a href="#">179678-6</a>	NO					
<a href="#">179679-6</a>	NO					
<a href="#">179680-5</a>	NO					
<a href="#">179681-6</a>	NO					
<a href="#">1832826-6</a>	NO					
<a href="#">184000-1</a>	NO					
<a href="#">184006-1</a>	NO					
<a href="#">184006-2</a>	NO					
<a href="#">184010-1</a>	NO					
<a href="#">184014-1</a>	NO					
<a href="#">184016-1</a>	NO					
<a href="#">184020-1</a>	NO					
<a href="#">184032-1</a>	NO					
<a href="#">184034-1</a>	NO					
<a href="#">184042-1</a>	NO					
<a href="#">184042-2</a>	NO					
<a href="#">184046-1</a>	NO		"EM3604-000", "AMP-0-0184046-1"			
<a href="#">184050-2</a>	NO					
<a href="#">184116-1</a>	NO					
<a href="#">184220-1</a>	NO					
<a href="#">184240-1</a>	NO					
<a href="#">184270-1</a>	NO					
<a href="#">184292-1</a>	NO					
<a href="#">184315-1</a>	NO					
<a href="#">184375-1</a>	NO					
<a href="#">184435-1</a>	NO					
<a href="#">1924227-2</a>	NO					
<a href="#">1924292-1</a>	NO					
<a href="#">1924292-5</a>	NO					
<a href="#">1924337-1</a>	NO					
<a href="#">1924337-2</a>	NO					
<a href="#">1924337-3</a>	NO					
<a href="#">1924346-1</a>	NO					
<a href="#">1924346-3</a>	NO					
<a href="#">1924939-1</a>	NO					
<a href="#">2-1438454-1</a>	NO					
<a href="#">2-1443967-3</a>	NO					
<a href="#">2-1924067-0</a>	NO					
<a href="#">2-2138685-5</a>	NO					
<a href="#">2-638517-1</a>	NO					
<a href="#">2-638518-1</a>	NO					
<a href="#">2-638849-1</a>	NO					
<a href="#">2098198-5</a>	NO					
<a href="#">2098256-7</a>	NO					
<a href="#">2098269-1</a>	NO					
<a href="#">2098269-4</a>	NO					
<a href="#">2098401-2</a>	NO					
<a href="#">2098557-1</a>	NO					
<a href="#">2098557-4</a>	NO					
<a href="#">2098557-7</a>	NO					
<a href="#">2098559-5</a>	NO					
<a href="#">2098559-6</a>	NO					
<a href="#">2098559-7</a>	NO					
<a href="#">2098559-8</a>	NO					
<a href="#">2098633-1</a>	NO					
<a href="#">2098641-1</a>	NO					
<a href="#">2098641-2</a>	NO					

Part Number	Part Discontinued per PCN	Customer Drawing	Alias Part Number(s)	Substitute Part Number	Substitute Alias Part Number(s)	Description Of Difference
<a href="#">2098641-5</a>	NO					
<a href="#">2098641-6</a>	NO					
<a href="#">2098641-7</a>	NO					
<a href="#">2098863-8</a>	NO					
<a href="#">2098963-1</a>	NO					
<a href="#">2098963-2</a>	NO					
<a href="#">2098963-3</a>	NO					
<a href="#">2098963-5</a>	NO					
<a href="#">2098963-6</a>	NO					
<a href="#">2138144-1</a>	NO					
<a href="#">2138274-1</a>	NO					
<a href="#">2138504-1</a>	NO					
<a href="#">2138568-1</a>	NO					
<a href="#">2138568-2</a>	NO					
<a href="#">2138873-4</a>	NO					
<a href="#">2138873-5</a>	NO					
<a href="#">2138896-4</a>	NO					
<a href="#">2203518-1</a>	NO					
<a href="#">2203518-2</a>	NO					
<a href="#">2203937-1</a>	NO					
<a href="#">2203937-4</a>	NO					
<a href="#">2203937-5</a>	NO					
<a href="#">2203973-1</a>	NO					
<a href="#">2247007-1</a>	NO					
<a href="#">2247030-1</a>	NO					
<a href="#">2247048-1</a>	NO					
<a href="#">2247064-1</a>	NO					
<a href="#">2247078-1</a>	NO					
<a href="#">2247092-1</a>	NO					
<a href="#">2247102-1</a>	NO					
<a href="#">2247397-1</a>	NO					
<a href="#">2247398-1</a>	NO					
<a href="#">2289050-1</a>	NO					
<a href="#">2289050-2</a>	NO					
<a href="#">2291594-1</a>	NO					
<a href="#">2324011-1</a>	NO					
<a href="#">3-2098269-1</a>	NO					
<a href="#">3-2098269-2</a>	NO					
<a href="#">3-2098269-3</a>	NO					
<a href="#">3-2098269-6</a>	NO					
<a href="#">3-2098269-7</a>	NO					
<a href="#">3-2098269-8</a>	NO					
<a href="#">3-638517-0</a>	NO					
<a href="#">4-1437287-7</a>	NO		"130025603205"			
<a href="#">4-1456426-1</a>	NO					
<a href="#">4-1456426-2</a>	NO					
<a href="#">4-1488991-1</a>	NO					
<a href="#">4-1488991-2</a>	NO					
<a href="#">4-1924067-1</a>	NO					
<a href="#">4-1924067-2</a>	NO					
<a href="#">4-1924292-1</a>	NO					
<a href="#">4-2098269-1</a>	NO					
<a href="#">4-2098269-2</a>	NO					
<a href="#">4-2098269-5</a>	NO					
<a href="#">4-2098269-6</a>	NO					
<a href="#">4-2098269-7</a>	NO					
<a href="#">4-2098269-8</a>	NO					
<a href="#">4-2098541-1</a>	NO					
<a href="#">4-2098541-2</a>	NO					
<a href="#">4-2098557-1</a>	NO					
<a href="#">4-2098641-1</a>	NO					
<a href="#">4-2098641-2</a>	NO					
<a href="#">4-2138685-1</a>	NO					
<a href="#">4-2272003-1</a>	NO					
<a href="#">4-2272003-2</a>	NO					

Part Number	Part Discontinued per PCN	Customer Drawing	Alias Part Number(s)	Substitute Part Number	Substitute Alias Part Number(s)	Description Of Difference
<a href="#">4-2272003-3</a>	NO					
<a href="#">4-2272003-4</a>	NO					
<a href="#">4-2272003-5</a>	NO					
<a href="#">4-2272004-1</a>	NO					
<a href="#">4-2272004-2</a>	NO					
<a href="#">4-2272005-1</a>	NO					
<a href="#">4-2272005-2</a>	NO					
<a href="#">4-2272173-1</a>	NO					
<a href="#">4-2272173-2</a>	NO					
<a href="#">4-2272173-3</a>	NO					
<a href="#">414946-1</a>	NO					
<a href="#">5-1419167-6</a>	NO					
<a href="#">5-1419168-8</a>	NO		"V23542-G1516-D101"			
<a href="#">5-1437854-0</a>	NO		"104055"			
<a href="#">5-2098269-0</a>	NO					
<a href="#">5-2138685-5</a>	NO					
<a href="#">638079-1</a>	NO					
<a href="#">638113-1</a>	NO					
<a href="#">638116-1</a>	NO					
<a href="#">638119-1</a>	NO					
<a href="#">638128-2</a>	NO					
<a href="#">638131-2</a>	NO					
<a href="#">638134-3</a>	NO					
<a href="#">638134-4</a>	NO					
<a href="#">638134-5</a>	NO					
<a href="#">638137-1</a>	NO					
<a href="#">638141-1</a>	NO					
<a href="#">638143-1</a>	NO					
<a href="#">638147-1</a>	NO					
<a href="#">638151-1</a>	NO					
<a href="#">638199-2</a>	NO					
<a href="#">638204-2</a>	NO					
<a href="#">638207-6</a>	NO					
<a href="#">638207-8</a>	NO					
<a href="#">638245-1</a>	NO					
<a href="#">638245-2</a>	NO					
<a href="#">638247-1</a>	NO					
<a href="#">638286-2</a>	NO					
<a href="#">638393-1</a>	NO					
<a href="#">638393-3</a>	NO					
<a href="#">638393-5</a>	NO					
<a href="#">638393-7</a>	NO					
<a href="#">638394-1</a>	NO					
<a href="#">638394-4</a>	NO					
<a href="#">638394-5</a>	NO					
<a href="#">638517-5</a>	NO					
<a href="#">638518-5</a>	NO					
<a href="#">638518-8</a>	NO					
<a href="#">638817-3</a>	NO					
<a href="#">638817-4</a>	NO					
<a href="#">638817-8</a>	NO					
<a href="#">638817-9</a>	NO					
<a href="#">638818-2</a>	NO					
<a href="#">638832-3</a>	NO		"1000012806-0001"			
<a href="#">638849-7</a>	NO					
<a href="#">638939-5</a>	NO					
<a href="#">770680-1</a>	NO					
<a href="#">770680-2</a>	NO					
<a href="#">770680-3</a>	NO					
<a href="#">770680-4</a>	NO					
<a href="#">770680-5</a>	NO					
<a href="#">776163-1</a>	NO					
<a href="#">776163-2</a>	NO					
<a href="#">776163-4</a>	NO					
<a href="#">776163-5</a>	NO					

Part Number	Part Discontinued per PCN	Customer Drawing	Alias Part Number(s)	Substitute Part Number	Substitute Alias Part Number(s)	Description Of Difference
<a href="#">776164-1</a>	NO					
<a href="#">776164-2</a>	NO					
<a href="#">776164-4</a>	NO					
<a href="#">776164-5</a>	NO					
<a href="#">776180-1</a>	NO					
<a href="#">776180-4</a>	NO					
<a href="#">776180-5</a>	NO					
<a href="#">776230-1</a>	NO					
<a href="#">776230-2</a>	NO					
<a href="#">776230-4</a>	NO					
<a href="#">776230-5</a>	NO					
<a href="#">776231-1</a>	NO					
<a href="#">776231-2</a>	NO					
<a href="#">776231-4</a>	NO					
<a href="#">776231-5</a>	NO					
<a href="#">776273-1</a>	NO					
<a href="#">776273-2</a>	NO					
<a href="#">776273-4</a>	NO					
<a href="#">776273-5</a>	NO					
<a href="#">776275-1</a>	NO					
<a href="#">776275-2</a>	NO					
<a href="#">776276-1</a>	NO					
<a href="#">776276-2</a>	NO					
<a href="#">776279-1</a>	NO					
<a href="#">776279-2</a>	NO					
<a href="#">776280-1</a>	NO					
<a href="#">776280-2</a>	NO					
<a href="#">776280-6</a>	NO					
<a href="#">776286-1</a>	NO					
<a href="#">776286-2</a>	NO					



## **Section 3**

# **Customer Engineering Approval**

## **Section 4**

# **Design FMEA**

**See Section A for nondisclosure conditions.**

**The Design FMEA, if included, is a Class II confidential document belonging to TE Connectivity. A class II document may not be further distributed and is subject to the conditions of the nondisclosure agreement.**



## **Section 5**

# **Process Flow Diagram**

**See Section A for nondisclosure conditions.**

**The Process Flow Diagram, if included, is a Class II confidential document belonging to TE Connectivity. A class II document may not be further distributed and is subject to the conditions of the nondisclosure agreement.**



## **Section 6**

# **Process FMEA**

**See Section A for nondisclosure conditions.**

**The Process FMEA, if included, is a Class II confidential document belonging to TE Connectivity. A class II document may not be further distributed and is subject to the conditions of the nondisclosure agreement.**





## **Section 7**

# **Control Plan**

**See Section A for nondisclosure conditions.  
The Control Plan, if included, is a Class II confidential document  
belonging to TE Connectivity. A class II document may not be  
further distributed and is subject to the conditions of the  
nondisclosure agreement.**

## **Section 8**

# **Measurement System Analysis**

**No MSA required - No significant characteristics on the print**

# Section 9

# Dimensional Results







## **Section 10**

# **Material, Performance Test Results**





1076 Ridgewood Road  
Jasper, GA 30143-1366  
FAX

**BILL TO: 73200**  
TE CONNECTIVITY  
ATTN: ACCT PAY (38-55)  
PO BOX 68355  
HARRISBURG, PA 17106  
UNITED STATES

**PACKING LIST No 000108885**  
(SID)

**REMIT TO:**  
Lexington, dba QSR, Inc. - Jasper  
P.O. Box 76075  
Cleveland, OH 44101  
United States

**SHIP TO: 73200A**  
TE EMPALME - EM40  
C/O THE ILS COMPANY, LLC  
8350 E. OLD VAIL ROAD  
TUCSON, AZ 85747  
UNITED STATES

## MATERIAL TEST REPORT

Customer: TE Empalme - EM40  
Customer Part: 776170-1  
Lot Number: 383270

Cmpd Number: 726a2700  
Base Number: 6007088  
Test Date: 12/11/2018

Test	Units	ASTM	Specs	Results	Pass/Fail
Durometer	PTS	D2240	23-31	27.00	pass
Elongation	%	D412	450 min	832.00	pass
Specific Gravity	g/cm3	D297	1.07-1.13	1.10	pass
Tear Strength Die B	PPI	D624	50 min	115.00	pass
Tensile Strength	PSI	D412	700 min	1,170.00	pass

James Andrews  
Senior Chemist

1/24/2019  
Date



# Certificate of Analysis

**Certificate Type:**

Insp. certificate "3.1" EN  
10204

Date printed: JUN/12/2018

**TE CONNECTIVITY**

PO BOX 3608  
Pennsylvania  
17105-3608  
HARRISBURG  
USA

**Shipped from details:**

SABIC INNOVATIVE PLASTICS  
CANADA INC.  
44 NORMAR RD  
K9A 4K2  
COBOURG  
Canada

Material Number 22046903  
Material Description 357-6187-OCT-00-01-00  
Material Group VALOX™ resin  
Batch Number 0007607137  
Manufacturing Plant Cobourg  
Manufacturing Date MAY/05/2018

Characteristic	Unit	Value	Lower Limit	Upper Limit	Inspection method
FLAME RATING V0_1.6MM	-	Pass	-	-	UL94
<b>SPECIFIC GRAVITY</b>		<b>1.34040</b>	<b>1.300</b>	<b>1.360</b>	<b>ASTM D792</b>
MVR 250°C @5.0KG	CC/10'	8.5	5.0	10.0	ASTM D1238

The results in bold/italics are audit tests, latest done on 08/28/2017.

General Note : This document is computer generated and does not require a signature

Contact information can be found on [www.SABIC.com](http://www.SABIC.com).

DISCLAIMER: THE MATERIALS, PRODUCTS AND SERVICES OF SAUDI BASIC INDUSTRIES CORPORATION (SABIC) OR ITS SUBSIDIARIES OR AFFILIATES ("SELLER") ARE SOLD SUBJECT TO SELLER'S STANDARD CONDITIONS OF SALE, WHICH ARE AVAILABLE UPON REQUEST. INFORMATION AND RECOMMENDATIONS CONTAINED IN THIS DOCUMENT ARE GIVEN IN GOOD FAITH. HOWEVER, SELLER MAKES NO EXPRESS OR IMPLIED REPRESENTATION, WARRANTY OR GUARANTEE (i) THAT ANY RESULTS DESCRIBED IN THIS DOCUMENT WILL BE OBTAINED UNDER END-USE CONDITIONS, OR (ii) AS TO THE EFFECTIVENESS OR SAFETY OF ANY DESIGN OR APPLICATION INCORPORATING SELLER'S MATERIALS, PRODUCTS, SERVICES OR RECOMMENDATIONS. UNLESS OTHERWISE PROVIDED IN SELLER'S STANDARD CONDITIONS OF SALE, SELLER SHALL NOT BE RESPONSIBLE FOR ANY LOSS RESULTING FROM ANY USE OF ITS MATERIALS, PRODUCTS, SERVICES OR RECOMMENDATIONS DESCRIBED IN THIS DOCUMENT. Each user is responsible for making its own determination as to the suitability of Seller's materials, products, services or recommendations for the user's particular use through appropriate end-use and other testing and analysis. Nothing in any document or oral statement shall be deemed to alter or waive any provision of Seller's Standard Conditions of Sale or this Disclaimer, unless it is specifically agreed to in a writing signed by Seller. Statements by Seller concerning a possible use of any material, product, service or design do not, are not intended to, and should not be construed to grant any license under any patent or other intellectual property right of Seller or as a recommendation for the use of any material, product, service or design in a manner that infringes any patent or other intellectual property right. SABIC and brands marked with ™ are trademarks of SABIC or its subsidiaries or affiliates.

© 2015 Saudi Basic Industries Corporation (SABIC). All Rights Reserved.

† Any brands, products or services of other companies referenced in this document are the trademarks, service marks and/or trade names of their respective holders.

# Certificate of Analysis

**Certificate Type:**

Insp. certificate "3.1" EN  
10204

**Date printed:** JUN/12/2018

**TE CONNECTIVITY**

PO BOX 3608  
Pennsylvania  
17105-3608  
HARRISBURG  
USA

**Shipped from details:**

SABIC INNOVATIVE PLASTICS  
CANADA INC.  
44 NORMAR RD  
K9A 4K2  
COBOURG  
Canada

\*\*\* End \*\*\*

# Certificate of Analysis

**Certificate Type:**Insp. certificate "3.1" EN  
10204**Date printed:** JUN/12/2018**TE CONNECTIVITY**PO BOX 3608  
Pennsylvania  
17105-3608  
HARRISBURG  
USA**Shipped from details:**SABIC INNOVATIVE PLASTICS  
CANADA INC.  
44 NORMAR RD  
K9A 4K2  
COBOURG  
Canada

Material Number	22048212
Material Description	357M-8051-OCT-00-01-00
Material Group	VALOX™ resin
Batch Number	0008149825
Manufacturing Plant	Cobourg
Manufacturing Date	MAY/03/2018

Characteristic	Unit	Value	Lower Limit	Upper Limit	Inspection method
FLAME RATING V0_1.6MM	-	Pass	-	-	UL94
IZOD IMPACT NOTCH 23°C, 3.2MM	ftlb/in	8.6	8.0	50.0	ASTM D256
METAL CONTAMINATION	-	Pass	-	-	SABIC
MV 250°C @5.0KG 300S	poises	8.280	6.000	12.800	ASTM D1238
<b>SPECIFIC GRAVITY</b>		<b>1.350</b>	<b>1.300</b>	<b>1.360</b>	<b>ASTM D792</b>

The results in bold/italics are audit tests, latest done on 02/20/2018.

**General Note : This document is computer generated and does not require a signature**

**Contact information can be found on [www.SABIC.com](http://www.SABIC.com).**

DISCLAIMER: THE MATERIALS, PRODUCTS AND SERVICES OF SAUDI BASIC INDUSTRIES CORPORATION (SABIC) OR ITS SUBSIDIARIES OR AFFILIATES ("SELLER") ARE SOLD SUBJECT TO SELLER'S STANDARD CONDITIONS OF SALE, WHICH ARE AVAILABLE UPON REQUEST. INFORMATION AND RECOMMENDATIONS CONTAINED IN THIS DOCUMENT ARE GIVEN IN GOOD FAITH. HOWEVER, SELLER MAKES NO EXPRESS OR IMPLIED REPRESENTATION, WARRANTY OR GUARANTEE (i) THAT ANY RESULTS DESCRIBED IN THIS DOCUMENT WILL BE OBTAINED UNDER END-USE CONDITIONS, OR (ii) AS TO THE EFFECTIVENESS OR SAFETY OF ANY DESIGN OR APPLICATION INCORPORATING SELLER'S MATERIALS, PRODUCTS, SERVICES OR RECOMMENDATIONS. UNLESS OTHERWISE PROVIDED IN SELLER'S STANDARD CONDITIONS OF SALE, SELLER SHALL NOT BE RESPONSIBLE FOR ANY LOSS RESULTING FROM ANY USE OF ITS MATERIALS, PRODUCTS, SERVICES OR RECOMMENDATIONS DESCRIBED IN THIS DOCUMENT. Each user is responsible for making its own determination as to the suitability of Seller's materials, products, services or recommendations for the user's particular use through appropriate end-use and other testing and analysis. Nothing in any document or oral statement shall be deemed to alter or waive any provision of Seller's Standard Conditions of Sale or this Disclaimer, unless it is specifically agreed to in a writing signed by Seller. Statements by Seller concerning a possible use of any material, product, service or design do not, are not intended to, and should not be construed to grant any license under any patent or other intellectual property right of Seller or as a recommendation for the use of any material, product, service or design in a manner that infringes any patent or other intellectual property right.

# Certificate of Analysis

**Certificate Type:**

Insp. certificate "3.1" EN  
10204

**Date printed:** JUN/12/2018

**TE CONNECTIVITY**

PO BOX 3608

Pennsylvania

17105-3608

HARRISBURG

USA

**Shipped from details:**

SABIC INNOVATIVE PLASTICS

CANADA INC.

44 NORMAR RD

K9A 4K2

COBOURG

Canada

SABIC and brands marked with <sup>TM</sup> are trademarks of SABIC or its subsidiaries or affiliates.

© 2015 Saudi Basic Industries Corporation (SABIC). All Rights Reserved.

† Any brands, products or services of other companies referenced in this document are the trademarks, service marks and/or trade names of their respective holders.

\*\*\* End \*\*\*

# Certificate of Analysis

**Certificate Type:**

 Insp. certificate "3.1" EN  
 10204

**Date printed:** 12/18/2017

 TE CONNECTIVITY  
 HERMASILLO X46  
 8350 E OLD VAIL ROAD  
 Arizona  
 85747  
 TUCSON  
 USA

**Shipped from details:**  
 SABIC INNOVATIVE PLASTICS US LLC  
 1 PLASTICS AVE  
 01201-4360  
 PITTSFIELD  
 USA

Material Number	22021659
Material Description	420SE0-BK1066-OCT-00-00-00
Material Group	VALOX™ resin
Batch Number	0006570215
Manufacturing Plant	Mt. Vernon
Specification	100-457 REV. U

Characteristic	Unit	Value	Lower Limit	Upper Limit	Inspection method
MVR 250°C @5.0KG	CC/10'	27.7	23.5	37.0	ISO 1133
GLASS CONTENT	%	29.4	28.0	32.0	ASTM D5630
FLAME RATING V0_1.6MM	-	Pass	-	-	UL94
<b>DENSITY</b>	<b>g/cm3</b>	<b>1.64240</b>	<b>1.570</b>	<b>1.660</b>	<b>ISO 1183</b>
<b>DIELECTRIC STRENGTH 3.2MMDISK</b>	<b>V</b>	<b>460.000</b>	<b>400.0</b>		<b>ASTM D149</b>
<b>DSC TM 10°C</b>	<b>°C</b>	<b>223.400</b>	<b>214.0</b>		<b>ISO 11357</b>
<b>FLEX MODULUS TANGENT, 3.2MM</b>	<b>lb / in2</b>	<b>1478275</b>	<b>1000800</b>		<b>ASTM D790</b>
<b>FLEX MODULUS SECANT, 3.2MM</b>	<b>lb / in2</b>	<b>1478275</b>	<b>900000.</b>		<b>ASTM D790</b>
<b>FLEXURAL STRENGTH, 3.2MM</b>	<b>lb / in2</b>	<b>27837.1</b>	<b>23000.0</b>		<b>ASTM D790</b>
<b>WATER ABS IMMERSION 23°C 24HR</b>	<b>%</b>	<b>.048200</b>		<b>0.10</b>	<b>ASTM D570</b>
<b>HDT EW 0.45MPA 6.4MM</b>	<b>°C</b>	<b>221.100</b>	<b>199.0</b>		<b>ASTM D648</b>
<b>HDT EW 1.82MPA 6.4MM</b>	<b>°C</b>	<b>206.500</b>	<b>193.0</b>		<b>ASTM D648</b>
<b>HDT FW 1.80MPA 4.0MM</b>	<b>°C</b>	<b>204.800</b>	<b>165.0</b>		<b>ISO 75-1,2</b>
<b>HDT EW 1.82MPA 3.2MM</b>	<b>°C</b>	<b>205.800</b>	<b>150.0</b>		<b>ASTM D648</b>
<b>IZOD IMPACT NOTCH 23°C, 3.2MM</b>	<b>ftlb/in</b>	<b>56.6670</b>	<b>1.0</b>		<b>ASTM D256</b>

# Certificate of Analysis

**Certificate Type:**

Insp. certificate "3.1" EN  
10204

Date printed: 12/18/2017



TE CONNECTIVITY  
HERMASILLO X46  
8350 E OLD VAIL ROAD  
Arizona  
85747  
TUCSON  
USA

**Shipped from details:**  
SABIC INNOVATIVE PLASTICS US LLC  
1 PLASTICS AVE  
01201-4360  
PITTSFIELD  
USA

<b>SPECIFIC GRAVITY</b>		<b>1.64240</b>	<b>1.600</b>	<b>1.650</b>	<b>ASTM D792</b>
<b>TENSILE ELONGATION @BREAK</b>	<b>%</b>	<b>4.79000</b>		<b>8.0</b>	<b>ASTM D638</b>
<b>TENSILE MODULUS</b>	<b>MPa</b>	<b>10630.0</b>	<b>8279.0</b>		<b>ISO 527</b>
<b>TENSILE STRENGTH @BREAK</b>	<b>MPa</b>	<b>121.680</b>	<b>86.0</b>		<b>ISO 527</b>
<b>TENSILE STRENGTH TYPE I</b>	<b>lb / in2</b>	<b>15500.0</b>	<b>15000.0</b>		<b>ASTM D638</b>
<b>IZOD IMPACT UNNOT 23°C, 3.2MM</b>	<b>flb/in</b>	<b>12.0032</b>	<b>9.0</b>		<b>ASTM D4812</b>
<b>CHARPY NOTCH 23°C</b>	<b>kJ</b>	<b>13.2700</b>	<b>4.5</b>		<b>ISO 179</b>

The results in bold/italics are audit tests, latest done on 03/30/2017.

General Note : This document is computer generated and does not require a signature

Contact information can be found on [www.SABIC.com](http://www.SABIC.com).

DISCLAIMER: THE MATERIALS, PRODUCTS AND SERVICES OF SAUDI BASIC INDUSTRIES CORPORATION (SABIC) OR ITS SUBSIDIARIES OR AFFILIATES ("SELLER") ARE SOLD SUBJECT TO SELLER'S STANDARD CONDITIONS OF SALE, WHICH ARE AVAILABLE UPON REQUEST. INFORMATION AND RECOMMENDATIONS CONTAINED IN THIS DOCUMENT ARE GIVEN IN GOOD FAITH. HOWEVER, SELLER MAKES NO EXPRESS OR IMPLIED REPRESENTATION, WARRANTY OR GUARANTEE (i) THAT ANY RESULTS DESCRIBED IN THIS DOCUMENT WILL BE OBTAINED UNDER END-USE CONDITIONS, OR (ii) AS TO THE EFFECTIVENESS OR SAFETY OF ANY DESIGN OR APPLICATION INCORPORATING SELLER'S MATERIALS, PRODUCTS, SERVICES OR RECOMMENDATIONS. UNLESS OTHERWISE PROVIDED IN SELLER'S STANDARD CONDITIONS OF SALE, SELLER SHALL NOT BE RESPONSIBLE FOR ANY LOSS RESULTING FROM ANY USE OF ITS MATERIALS, PRODUCTS, SERVICES OR RECOMMENDATIONS DESCRIBED IN THIS DOCUMENT. Each user is responsible for making its own determination as to the suitability of Seller's materials, products, services or recommendations for the user's particular use through appropriate end-use and other testing and analysis. Nothing in any document or oral statement shall be deemed to alter or waive any provision of Seller's Standard Conditions of Sale or this Disclaimer, unless it is specifically agreed to in a writing signed by Seller. Statements by Seller concerning a possible use of any material, product, service or design do not, are not intended to, and should not be construed to grant any license under any patent or other intellectual property right of Seller or as a recommendation for the use of any material, product, service or design in a manner that infringes any patent or other intellectual property right.

SABIC and brands marked with <sup>TM</sup> are trademarks of SABIC or its subsidiaries or affiliates.

© 2015 Saudi Basic Industries Corporation (SABIC). All Rights Reserved.

† Any brands, products or services of other companies referenced in this document are the trademarks, service marks and/or trade names of their respective holders.

\*\*\* End \*\*\*

## **Section 11**

# **Initial Process Studies**

**Fit, form and function will not be affected, CPK is not applicable also because the dimensional plane not showing any special characteristics.**



## **Section 12**

# **Qualified Laboratory Documentation**





# CERTIFICATE OF ACCREDITATION

## ANSI-ASQ National Accreditation Board

500 Montgomery Street, Suite 625, Alexandria, VA 22314, 877-344-3044

This is to certify that

**TE Connectivity - Empalme**  
**Carretera Internacional Km. 1969 Guad-Nog. Km.2**  
**Sonora, C.P. 85340, Mexico**

has been assessed by ANAB  
and meets the requirements of international standard

**ISO/IEC 17025:2005**

while demonstrating technical competence in the fields of

**CALIBRATION & TESTING**

Refer to the accompanying Scope of Accreditation for information regarding the types of calibrations / tests to which this accreditation applies.

ACT-1173

Certificate Number



ANAB Approval

Certificate Valid: 04/24/2018-05/03/2019  
Version No. 004 Issued: 04/24/2018



This laboratory is accredited in accordance with the recognized International Standard ISO/IEC 17025:2005. This accreditation demonstrates technical competence for a defined scope and the operation of a laboratory quality management system (refer to joint ISO-ILAC-IAF Communiqué dated April 2017).

**SCOPE OF ACCREDITATION TO ISO/IEC 17025:2005**

**TE Connectivity - Empalme**

Carretera Internacional Km.1969 Guad-Nog. Km.2,  
 Sonora, C.P. 85340, Mexico  
 Daniel Zazueta 011-622-225-1174

**CALIBRATION & TESTING**

Valid to: **May 3, 2019**

Certificate Number: **ACT-1173**

**Mechanical Testing**

Specific Tests and/or Properties Measured	Specification, Standard, Method, or Test Technique	Items, Materials or Product Tested	Key Equipment or Technology
Force (0 to 200) lbf	Equipment Manual	Wiring Harnesses, Plastic and Metal Automotive Components	Force Gage
Mass (0 to 4) kg	Equipment Manual	Plastic and Metal Automotive Components	Scales
Moisture Content 45 g (50 to 200) °C	Work Instruction AEW021T-LB, Equipment Manual	Plastic Automotive Components	Ohaus MB 45 Moisture Analyzer
Melt Flow Rate	Work Instruction AEW022T-LB based on ASTM D1238, Equipment Manual	Plastic Automotive Components	Extrusion Plastometer Oven

**Dimensional Measurement/Testing**

Specific Tests and/or Properties Measured	Specification, Standard, Method, or Test Technique	Items, Materials or Product Tested	Key Equipment or Technology
Dimensions 210 mm (X) 215 mm (Y) 100 mm (Z)	ASME Y14.5M, Engineering Drawing, Equipment Manual	Plastic and Metal Automotive Components	Vision Systems
Dimensions Up to 50 mm	ASME Y14.5M, Engineering Drawing, Equipment Manual	Plastic and Metal Automotive Components	Digital Height Indicator

**Dimensional Measurement/Testing**

Specific Tests and/or Properties Measured	Specification, Standard, Method, or Test Technique	Items, Materials or Product Tested	Key Equipment or Technology
Dimensions Up to 0.8 mm	ASME Y14.5M, Engineering Drawing, Equipment Manual	Plastic and Metal Automotive Components	Dial Test Indicator
Dimensions Up to 200 mm	ASME Y14.5M, Engineering Drawing, Equipment Manual	Plastic and Metal Automotive Components	Calipers
Dimensions Up to 25.4 mm	ASME Y14.5M, Engineering Drawing, Equipment Manual	Plastic and Metal Automotive Components	Micrometers
Dimensions 609 mm (X) 609 mm (Y) 457 mm (Z)	ASME Y14.5M, Engineering Drawing, Equipment Manual	Plastic and Metal Automotive Components	CMM
Dimensions Up to 8 m	ASME Y14.5M, Engineering Drawing.	Wiring Harnesses Automotive Components	Steel Measuring Tapes
Dimensions Up to 1 220 mm	ASME Y14.5M, Engineering Drawing.	Wiring Harnesses Automotive Components	Steel Rule

**Length – Dimensional Metrology**

Parameter / Equipment	Range	Expanded Uncertainty of Measurement (+/-) <sup>1</sup>	Reference Standard, Method and/or Equipment
Steel Measuring Tapes	Up to 8 m	0.32 mm / 50 cm	Digital Scale Work Instruction AEW001T-LB Tyco Spec 117-95 Calibration Steel Measuring Tapes. JIS B 7512 (1993)
Steel Rules	Up to 1 220 mm	0.060 mm / 50 cm	Master Height Gage Digital Scale Work Instruction AEW001T-LB Tyco Spec. 117-94 Calibration Steel Rules, JIS B 7516 (1987)
Granite Surfaces Plates Repeatability Resolution 0.00001 in	(12 x 18) in to (40 x 60) in	36 µin	Mahr Repeatometer Precision Dial Indicator Work Instruction AEW002T-LB, JIS B 7513 (1992), GGG-P-463c-1973
Dial Test Indicator (lever-type)	Up to 1 mm	0.012 mm	Height Master Work Instruction AEW004T-LB, JIS B 7533 (1990), Tyco Spec 117-14 Dial Indicator, Electronic and



Parameter / Equipment	Range	Expanded Uncertainty of Measurement (+/-) <sup>1</sup>	Reference Standard, Method and/or Equipment
Calipers	Up to 200 mm	0.023 mm	Gage Blocks Ring Gages Work Instruction AEW005T-LB, JIS B 7507 (1993), Tyco Spec 117-9 Caliper, Vernier, Dial and Digital
Micrometer	Up to 25.4 mm	0.0016 mm	Gage Blocks Grade 2 Work Instruction AEW006T-LB, JIS B 7502 (1994), Tyco Spec 117-5 Micrometer, Inch/Metric, Outside, Blade and Flange
Optical Comparator	Up to 300 mm (X,Y)	0.0046 mm	Glass Scale Work Instruction AEW007T-LB, JIS B 7184:1999, Tyco Spec 117-19 Optical Comparators
Video Comparator	Up to 300 mm (X,Y,Z)	0.0052 mm	Glass Scale Gage Blocks Work Instruction AEW007T-LB. JIS B 7184:1999
Digital Height Indicator (Travel-Type)	Up to 50 mm	0.0021 mm	Gage Blocks Work Instruction AEW008T-LB, Tyco Spec. 117-14 Dial Indicator Electronic and Mechanical

**Mass**

Parameter / Equipment	Range	Expanded Uncertainty of Measurement (+/-) <sup>1</sup>	Reference Standard, Method and/or Equipment
Force Gage	Up to 200 lb·f	0.12 lb·f	Master Weights Work Instruction AEW003T-LB, Tyco Spec 117-70 Force Gages
Scales (0.01 g Resolution)	(0 to 4) kg	0.45 g	Master Weights Class OIML M3 & ASTM 6 Work Instruction AEW013T-LB, NOM-010-SCFI-1994

Notes:

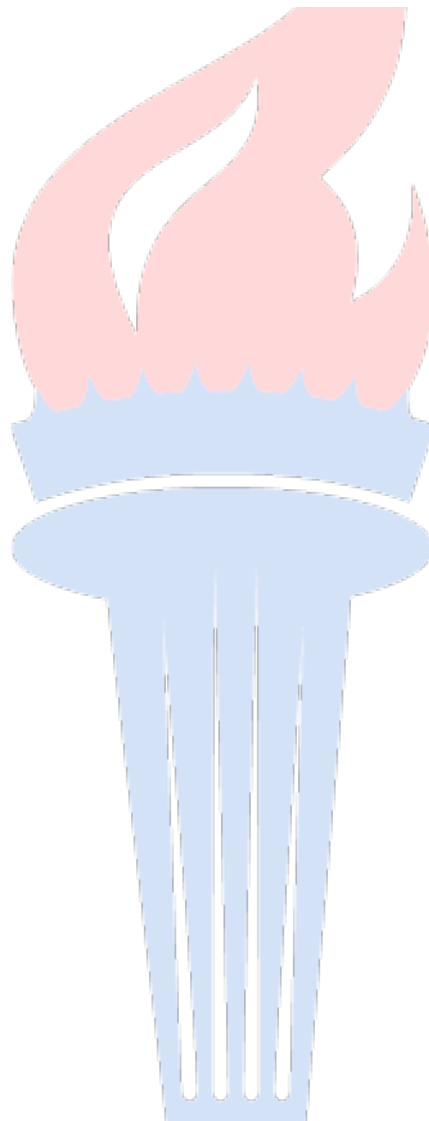
1. Calibration and Measurement Capability (CMC) is expressed in terms of the measurement parameter, measurement range, expanded uncertainty of measurement and reference standard, method, and/or equipment. The expanded uncertainty of measurement is expressed as the standard uncertainty of the measurement multiplied by a coverage factor of 2 ( $k=2$ ), corresponding to a confidence level of approximately 95%.

2. L in uncertainties represents length in inches.
3. The uncertainty associated when calibrating a balance/scale is dependent on local conditions, such as the resolution of the unit being calibrated and the environment in which the balance/scale is operating. The uncertainty listed in the scope here represents the best uncertainty for a balance/scale which the organization typically calibrates in its lab. Since field (on-site) conditions are typically more variable than those in the laboratory, larger measurement uncertainties are expected in the field (on-site) than what is reported on the accredited scope.
4. This scope is formatted as part of a single document including the Certificate of Accreditation No. ACT-1173.



---

Vice President



# Certificate of Registration

QUALITY MANAGEMENT SYSTEM - IATF 16949:2016

This is to certify that:

TE Connectivity  
Global Automotive Division  
Americas North  
Carretera Internacional, KM 1969  
Guadalajara-Nogales Km 2  
Empalme  
Sonora  
85340  
Mexico

operates a Quality Management System which complies with the requirements of IATF 16949:2016 for the following scope:

Design and manufacture of electrical interconnecting devices.

For and on behalf of BSI:

  
\_\_\_\_\_  
Carlos Pitanga, Chief Operating Officer Assurance – Americas

BSI Certificate Number: 514458-003

IATF Number: 0315420



Certification Date: 2018-07-11

Latest Issue: 2018-07-11

Page: 1 of 2

...making excellence a habit.™

Expiry Date: 2021-07-10

This certificate remains the property of BSI and shall be returned immediately upon request.

An electronic certificate can be authenticated [online](http://www.bsigroup.com/ClientDirectory). Printed copies can be validated at [www.bsigroup.com/ClientDirectory](http://www.bsigroup.com/ClientDirectory)

To be read in conjunction with the scope above or the attached appendix.

Further clarifications regarding the scope of this certificate and the applicability of IATF 16949 requirements may be obtained by consulting the organization.

IATF Contracted Office: BSI Assurance UK Limited, registered in England under number 7805321 at 389 Chiswick High Road, London W4 4AL, UK.

Location

TE Connectivity  
Global Automotive Division  
Americas North  
Carretera Internacional, KM 1969  
Guadalajara-Nogales Km 2  
Empalme  
Sonora  
85340  
Mexico

Registered Activities

Manufacture of interconnecting devices.

Including the following remote support functions:

TE Connectivity  
Global Automotive Division  
Americas North  
900 Wilshire Boulevard  
Suite 150  
Troy, MI 48084  
Design and Development.

TE Connectivity  
Global Automotive Division  
Americas North  
Fulling Mill Road  
Middletown, PA 17057  
Design and Development, Product Testing and Customer Service.

TE Connectivity  
Global Automotive Division  
Americas North  
3800 Reidsville Road  
Winston-Salem, NC 27102  
Design and Development, Product Testing and Calibration, Business Office (Quote Process) and Purchasing.

TE Connectivity  
Global Automotive Division  
Americas North  
20 Esna Park Drive  
Markham, Ontario  
L3R 1E1 Canada  
Design and Development and product testing (optics lab)

TE Connectivity  
Global Automotive Division  
Americas North  
2100 Paxton Street  
Harrisburg, PA 17111  
Provision of Product Testing to TE Connectivity Manufacturing Sites.

TE Connectivity North Carolina  
Distribution Center  
8000 Piedmont Triad Parkway  
Greensboro, North Carolina 27409  
Receiving Inspection, Storage / Inventory.

BSI Certificate Number: 514458-003

IATF Number: 0315420



Certification Date: 2018-07-11

Latest Issue: 2018-07-11

Expiry Date: 2021-07-10

Page: 2 of 2

This certificate remains the property of BSI and shall be returned immediately upon request.

An electronic certificate can be authenticated [online](http://www.bsigroup.com/ClientDirectory). Printed copies can be validated at [www.bsigroup.com/ClientDirectory](http://www.bsigroup.com/ClientDirectory)

To be read in conjunction with the scope above or the attached appendix.

Further clarifications regarding the scope of this certificate and the applicability of IATF 16949 requirements may be obtained by consulting the organization.

IATF Contracted Office: BSI Assurance UK Limited, registered in England under number 7805321 at 389 Chiswick High Road, London W4 4AL, UK.



## **Section 13**

# **Appearance Approval Report**



**Not Applicable**



## **Section 14**

# **Sample Product**

**Sent in separate package  
(if required)**



# **Section 15**

# **Master Sample**

**Retained at manufacturing location**



# Section 16

# Checking Aids

**Not Applicable**



## **Section 17**

# **Records of Compliance with Customer-Specific Requirements**

# MDS Report

## Substances of assemblies and materials

This report is for internal Automotive industry use only. Distribution to non-Automotive clients is a violation of the Terms of Use, and is not permitted unless a written permission was given by DXC Technology. Parsing is not allowed.

### 1. Company and Product Name

#### 1.1 Supplier Data

Name [ID]: **Tyco Electronics GAD [913]**

DUNS Number: -

Street/Postal Code: **Amperestr. 12-14**

Nat./ZipCode/City: **DE 64625 Bensheim**

Supplier Code: -

Contact Person: **IMDS Team (India) Engineering Services**

- Phone: -

- Fa☐No.: -

- E-Mail Address: **imds@te.com**

#### 1.2 Product Identification

Part/Item No.: **776164-1**

Description: **Plug Assembly, 35-Position, Ampseal**

Report No.: -

Date of Report: -

Purchase Order No.: -

Bill of Delivery No.: -

Preliminary MDS: **No**

IMDS ID / Version: **2298018 / 19**

Node ID: **765917420**

MDS Status (Change Date): **Internally released (08/29/2018)**

## MDS Report

### Substances of assemblies and materials

Materials which are subject to legal prohibitions must not be included!  
 Dangerous substances formed or released during use must also be declared  
 Please note: GADSL list for substances that require declaration

## 2. Characterization of the Component

Part/Item No.: **776164-1**  
 Description: **Plug Assembly, 35-Position, Ampseal**

Report No.: **-**  
 IMDS ID / Version: **2298018 / 19**  
 Node ID: **765917420**

Tree Level	Description Article Name Name Substance name	Part/Item No. Item- /Mat.-No. Material-No. CAS No.	IMDS ID / Version	Quantity	Weight [g]	Portion [%]	Portion (from - to) [%]	Classif. GADSL, SVHC	Parts Marking Recyclate (Indust./Consumer) Application [ID]
1	Plug Assembly, 35-Position, Ampseal	776164-1	2298018 / 19		33.991				
└2	Housing Plug 35 Position Ampseal-Black	776167-	2161388 / 10	1	16.462				Not Applicable
└3	PBT-PC-I-FR(17)	703197-	553584970 / 2		16.462			5.1.b	No
└4	Further Additives, not to declare	system				2.655172	1 - 4		



IMDS ID / Version:  
User:

**2298018 / 19**  
**Avilez, Julia**

Page:  
Date:

**3 / 4**  
**3/29/19 2:01:04 AM**

Tree Level	Description Article Name Name Substance name	Part/Item No. Item- /Mat.-No. Material-No. CAS No.	IMDS ID / Version	Quantity	Weight [g]	Portion [%]	Portion (from - to) [%]	Classif. GADSL, SVHC	Parts Marking Recyclate (Indust./Consumer) Application [ID]
└4	Antimonytrioxide	1309-64-4				4.655172	3 - 6	D	
└4	PBT-PC-I	-				60.517241	55 - 65		
└4	Halogenated compound ISO 1043-4, not declarable	-				30.517241	25 - 35		
└4	Pigment portion, not to declare	system				1.655172	0 - 3		
└2	edge, Locking, 35 Position Ampseal - Red	0-0776168-1	2161389 / 12	1	7.046				Not Applicable
└3	PBT-PC-I-FR(17)	702624-6	553247809 / 2		7.046			5.1.b	No
└4	Further Additives, not to declare	system				2.655172	1 - 4		
└4	Antimonytrioxide	1309-64-4				4.655172	3 - 6	D	
└4	PBT-PC-I	-				60.517241	55 - 65		
└4	Halogenated compound ISO 1043-4, not declarable	-				30.517241	25 - 35		
└4	Pigment portion, not to declare	system				1.655172	0 - 3		
└2	ire Seal 35 Pos. Ampseal -Red	0-0776170-1	2275710 / 5	1	3.538				Not Applicable
└3	VM	TEC-100-1167	54383203 / 8		3.538			5.3	No
└4	Pigment portion, not to declare	system				1	0 - 2		
└4	VM	-				99			
└2	Cover 35 Pos. Ampseal, ire Seal - Black	776169-1	2161390 / 11	1	5.395				Not Applicable
└3	PBT-I-GF30-FR(17)	1573755-1	715269936 / 1		5.395			5.1.a	No
└4	PBT-I	-				53.823529	50 - 60		

Tree Level	Description Article Name Name Substance name	Part/Item No. Item- /Mat.-No. Material-No. CAS No.	IMDS ID / Version	Quantity	Weight [g]	Portion [%]	Portion (from - to) [%]	Classif. GADSL, SVHC	Parts Marking Recyclate (Indust./Consumer) Application [ID]
└4	GF-Fibre	-				28.823529	25 - 35		
└4	Antimonytrioxide	1309-64-4				4.147059	3 - 6	D	
└4	Halogenated compound ISO 1043-4, not declarable	-				10.911765	9 - 14		
└4	Pigment portion, not to declare	system				1.147059	0 - 3		
└4	Further Additives, not to declare	system				1.147059	0 - 3		
└2	Mating Seal 35 pos.	776171-1	33048791 / 2	1	1.55				Not Applicable
└3	VM□	A□B-Comp. with colorpaste			1.55			5.3	No
└4	VM□		76223593 / 3			97.5	97 - 98	5.3	
└5	VM□	-				74			
└5	Silica, amorphous fumed	112945-52-5				26	21 - 31		
└4	VM□ Masterbatch		2640742 / 12			2.5	2 - 3	5.3	
└5	Pigment portion, not to declare	system				5			
└5	VM□	-				95			

This is an uncontrolled copy of a document created by IMDS. End of the report.

# MDS Report

## Substances of assemblies and materials

This report is for internal Automotive industry use only. Distribution to non-Automotive clients is a violation of the Terms of Use, and is not permitted unless a written permission was given by DXC Technology. Parsing is not allowed.

### 1. Company and Product Name

#### 1.1 Supplier Data

Name [ID]: **Tyco Electronics GAD [913]**

DUNS Number: -

Street/Postal Code: **Amperestr. 12-14**

Nat./ZipCode/City: **DE 64625 Bensheim**

Supplier Code: -

Contact Person: **IMDS Team (India) Engineering Services**

- Phone: -

- Fa☐No.: -

- E-Mail Address: **imds@te.com**

#### 1.2 Product Identification

Part/Item No.: **776164-2**

Description: **Plug Assembly, 35-Position, AMPSEAL**

Report No.: -

Date of Report: -

Purchase Order No.: -

Bill of Delivery No.: -

Preliminary MDS: **No**

IMDS ID / Version: **80430547 / 10**

Node ID: **795808309**

MDS Status (Change Date): **Internally released (01/03/2019)**

## MDS Report

### Substances of assemblies and materials

Materials which are subject to legal prohibitions must not be included!  
 Dangerous substances formed or released during use must also be declared  
 Please note: GADSL list for substances that require declaration

## 2. Characterization of the Component

Part/Item No.: **776164-2**  
 Description: **Plug Assembly, 35-Position, AMPSEAL**

Report No.: **-**  
 IMDS ID / Version: **80430547 / 10**  
 Node ID: **795808309**

Tree Level	Description Article Name Name Substance name	Part/Item No. Item- /Mat.-No. Material-No. CAS No.	IMDS ID / Version	Quantity	Weight [g]	Portion [%]	Portion (from - to) [%]	Classif. GADSL, SVHC	Parts Marking Recyclate (Indust./Consumer) Application [ID]
1	Plug Assembly, 35-Position, AMPSEAL	776164-2	80430547 / 10		33.991				
└2	□ edge, Locking, 35 Position Ampseal - Red	0-0776168-1	2161389 / 12	1	7.046				Not Applicable
└3	PBT□PC-I-FR(17)	702624-	553247809 / 2		7.046			5.1.b	No
└4	Further Additives, not to declare	system				2.655172	1 - 4		

Tree Level	Description Article Name Name Substance name	Part/Item No. Item- /Mat.-No. Material-No. CAS No.	IMDS ID / Version	Quantity	Weight [g]	Portion [%]	Portion (from - to) [%]	Classif. GADSL, SVHC	Parts Marking Recyclate (Indust./Consumer) Application [ID]
└4	Antimonytrioxide	1309-64-4				4.655172	3 - 6	D	
└4	PBT-PC-I	-				60.517241	55 - 65		
└4	Halogenated compound ISO 1043-4, not declarable	-				30.517241	25 - 35		
└4	Pigment portion, not to declare	system				1.655172	0 - 3		
└2	Wire Seal 35 Pos. Ampseal -Red	0-0776170-1	2275710 / 5	1	3.538				Not Applicable
└3	VM	TEC-100-1167	54383203 / 8		3.538			5.3	No
└4	Pigment portion, not to declare	system				1	0 - 2		
└4	VM	-				99			
└2	Cover 35 Pos. Ampseal, Wire Seal - Black	776169-1	2161390 / 11	1	5.395				Not Applicable
└3	PBT-I-GF30-FR(17)	1573755-1	715269936 / 1		5.395			5.1.a	No
└4	PBT-I	-				53.823529	50 - 60		
└4	GF-Fibre	-				28.823529	25 - 35		
└4	Antimonytrioxide	1309-64-4				4.147059	3 - 6	D	
└4	Halogenated compound ISO 1043-4, not declarable	-				10.911765	9 - 14		
└4	Pigment portion, not to declare	system				1.147059	0 - 3		
└4	Further Additives, not to declare	system				1.147059	0 - 3		
└2	Hsg. Body, 35 Pos., Ampseal - Natural	0-0776167-2	80430453 / 6	1	16.462				Not Applicable
└3	PBT-PC-I-FR(17)	1-703197-3	660934759 / 1		16.462			5.1.b	No

Tree Level	Description Article Name Name Substance name	Part/Item No. Item- /Mat.-No. Material-No. CAS No.	IMDS ID / Version	Quantity	Weight [g]	Portion [%]	Portion (from - to) [%]	Classif. GADSL, SVHC	Parts Marking Recyclate (Indust./Consumer) Application [ID]
└4	Further Additives, not to declare	system				2.655172	1 - 4		
└4	Antimonytrioxide	1309-64-4				4.655172	3 - 6	D	
└4	PBT-PC-I	-				60.517241	55 - 65		
└4	Halogenated compound ISO 1043-4, not declarable	-				30.517241	25 - 35		
└4	Pigment portion, not to declare	system				1.655172	0 - 3		
└2	Mating Seal 35 pos.	776171-	33048791 / 2	1	1.55				Not Applicable
└3	VM	A-B-Comp. with colorpaste			1.55			5.3	No
└4	VM		76223593 / 3			97.5	97 - 98	5.3	
└5	VM	-				74			
└5	Silica, amorphous fumed	112945-52-5				26	21 - 31		
└4	VM Masterbatch		2640742 / 12			2.5	2 - 3	5.3	
└5	Pigment portion, not to	system				5			
└5	VM	-				95			

This is an uncontrolled copy of a document created by IMDS. End of the report.

# MDS Report

## Substances of assemblies and materials

This report is for internal Automotive industry use only. Distribution to non-Automotive clients is a violation of the Terms of Use, and is not permitted unless a written permission was given by DXC Technology. Parsing is not allowed.

### 1. Company and Product Name

#### 1.1 Supplier Data

Name [ID]: **Tyco Electronics GAD [913]**

DUNS Number: -

Street/Postal Code: **Amperestr. 12-14**

Nat./ZipCode/City: **DE 64625 Bensheim**

Supplier Code: -

Contact Person: **IMDS Team (India) Engineering Services**

- Phone: -

- Fa☐No.: -

- E-Mail Address: **IMDS@te.com**

#### 1.2 Product Identification

Part/Item No.: **776164-4**

Description: **Plug Assembly , 35 Pos , Ampseal**

Report No.: -

Date of Report: -

Purchase Order No.: -

Bill of Delivery No.: -

Preliminary MDS: **No**

IMDS ID / Version: **15042848 / 10**

Node ID: **802572535**

MDS Status (Change Date): **Internally released (02/01/2019)**

## MDS Report

### Substances of assemblies and materials

Materials which are subject to legal prohibitions must not be included!  
 Dangerous substances formed or released during use must also be declared  
 Please note: GADSL list for substances that require declaration

## 2. Characterization of the Component

Part/Item No.: **776164-4**  
 Description: **Plug Assembly , 35 Pos , Ampseal**

Report No.: **-**  
 IMDS ID / Version: **15042848 / 10**  
 Node ID: **802572535**

Tree Level	Description Article Name Name Substance name	Part/Item No. Item- /Mat.-No. Material-No. CAS No.	IMDS ID / Version	Quantity	Weight [g]	Portion [%]	Portion (from - to) [%]	Classif. GADSL, SVHC	Parts Marking Recyclate (Indust./Consumer) Application [ID]
1	Plug Assembly , 35 Pos , Ampseal	776164-4	15042848 / 10		33.991				
└2	Housing Body 35 Pos. Ampseal - Grey	776167-	80431552 / 6	1	16.462				Not Applicable
└3	PBT PC-I-FR(17)	1-703197-4	733272604 / 1		16.462			5.1.b	No
└4	Further Additives, not to declare	system				2.655172	1 - 4		



Tree Level	Description Article Name Name Substance name	Part/Item No. Item- /Mat.-No. Material-No. CAS No.	IMDS ID / Version	Quantity	Weight [g]	Portion [%]	Portion (from - to) [%]	Classif. GADSL, SVHC	Parts Marking Recyclate (Indust./Consumer) Application [ID]
└4	Antimonytrioxide	1309-64-4				4.655172	3 - 6	D	
└4	PBT/PC-I	-				60.517241	55 - 65		
└4	Halogenated compound ISO 1043-4, not declarable	-				30.517241	25 - 35		
└4	Pigment portion, not to declare	system				1.655172	0 - 3		
└2	edge, Locking, 35 Position Ampseal - Red	0-0776168-1	2161389 / 12	1	7.046				Not Applicable
└3	PBT/PC-I-FR(17)	702624-6	553247809 / 2		7.046			5.1.b	No
└4	Further Additives, not to declare	system				2.655172	1 - 4		
└4	Antimonytrioxide	1309-64-4				4.655172	3 - 6	D	
└4	PBT/PC-I	-				60.517241	55 - 65		
└4	Halogenated compound ISO 1043-4, not declarable	-				30.517241	25 - 35		
└4	Pigment portion, not to declare	system				1.655172	0 - 3		
└2	Cover 35 Pos. Ampseal, Fire Seal - Black	776169-1	2161390 / 11	1	5.395				Not Applicable
└3	PBT-I-GF30-FR(17)	1573755-1	715269936 / 1		5.395			5.1.a	No
└4	PBT-I	-				53.823529	50 - 60		
└4	GF-Fibre	-				28.823529	25 - 35		
└4	Antimonytrioxide	1309-64-4				4.147059	3 - 6	D	
└4	Halogenated compound ISO 1043-4, not declarable	-				10.911765	9 - 14		

Tree Level	Description Article Name Name Substance name	Part/Item No. Item- /Mat.-No. Material-No. CAS No.	IMDS ID / Version	Quantity	Weight [g]	Portion [%]	Portion (from - to) [%]	Classif. GADSL, SVHC	Parts Marking Recyclate (Indust./Consumer) Application [ID]
└4	Pigment portion, not to	system				1.147059	0 - 3		
└4	Further Additives, not to declare	system				1.147059	0 - 3		
└2	Fire Seal 35 Pos. Ampseal -Red	0-0776170-1	2275710 / 5	1	3.538				Not Applicable
└3	VM□	TEC-100-1167	54383203 / 8		3.538			5.3	No
└4	Pigment portion, not to declare	system				1	0 - 2		
└4	VM□	-				99			
└2	Mating Seal 35 pos.	776171-	33048791 / 2	1	1.55				Not Applicable
└3	VM□	A□B-Comp. with colorpaste			1.55			5.3	No
└4	VM□		76223593 / 3			97.5	97 - 98	5.3	
└5	VM□	-				74			
└5	Silica, amorphous fumed	112945-52-5				26	21 - 31		
└4	VM□ Masterbatch		2640742 / 12			2.5	2 - 3	5.3	
└5	Pigment portion, not to	system				5			
└5	VM□	-				95			

This is an uncontrolled copy of a document created by IMDS. End of the report.

# MDS Report

## Substances of assemblies and materials

This report is for internal Automotive industry use only. Distribution to non-Automotive clients is a violation of the Terms of Use, and is not permitted unless a written permission was given by DXC Technology. Parsing is not allowed.

### 1. Company and Product Name

#### 1.1 Supplier Data

Name [ID]: **Tyco Electronics GAD [913]**

DUNS Number: -

Street/Postal Code: **Amperestr. 12-14**

Nat./ZipCode/City: **DE 64625 Bensheim**

Supplier Code: -

Contact Person: **IMDS Team (India) Engineering Services**

- Phone: -

- Fa☐No.: -

- E-Mail Address: **imds@te.com**

#### 1.2 Product Identification

Part/Item No.: **776164-5**

Description: **Plug Assembly, 35 Pos, Ampseal**

Report No.: -

Date of Report: -

Purchase Order No.: -

Bill of Delivery No.: -

Preliminary MDS: **No**

IMDS ID / Version: **2298076 / 9**

Node ID: **795808384**

MDS Status (Change Date): **Internally released (01/03/2019)**

# MDS Report

## Substances of assemblies and materials

**Materials which are subject to legal prohibitions must not be included!**  
**Dangerous substances formed or released during use must also be declared**  
**Please note: GADSL list for substances that require declaration**

### 2. Characterization of the Component

Part/Item No.: **776164-5**  
 Description: **Plug Assembly, 35 Pos, Ampseal**

Report No.: **-**  
 IMDS ID / Version: **2298076 / 9**  
 Node ID: **795808384**

Tree Level	Description Article Name Name Substance name	Part/Item No. Item- /Mat.-No. Material-No. CAS No.	IMDS ID / Version	Quantity	Weight [g]	Portion [%]	Portion (from - to) [%]	Classif. GADSL, SVHC	Parts Marking Recyclate (Indust./Consumer) Application [ID]
1	Plug Assembly, 35 Pos, Ampseal	776164-5	2298076 / 9		34.278				
└2	□ edge, Locking, 35 Position Ampseal - Red	0-0776168-1	2161389 / 12	1	7.046				Not Applicable
└3	PBT□PC-I-FR(17)	702624-	553247809 / 2		7.046			5.1.b	No
└4	Further Additives, not to declare	system				2.655172	1 - 4		

Tree Level	Description Article Name Name Substance name	Part/Item No. Item- /Mat.-No. Material-No. CAS No.	IMDS ID / Version	Quantity	Weight [g]	Portion [%]	Portion (from - to) [%]	Classif. GADSL, SVHC	Parts Marking Recyclate (Indust./Consumer) Application [ID]
└4	Antimonytrioxide	1309-64-4				4.655172	3 - 6	D	
└4	PBT-PC-I	-				60.517241	55 - 65		
└4	Halogenated compound ISO 1043-4, not declarable	-				30.517241	25 - 35		
└4	Pigment portion, not to declare	system				1.655172	0 - 3		
└2	Mating Seal 35 Pos Ampseal-Red	0-0776171-1	2275728 / 5	1	1.837				Not Applicable
└3	VM	TEC-100-1167	54383203 / 8		1.837			5.3	No
└4	Pigment portion, not to declare	system				1	0 - 2		
└4	VM	-				99			
└2	ire Seal 35 Pos. Ampseal -Red	0-0776170-1	2275710 / 5	1	3.538				Not Applicable
└3	VM	TEC-100-1167	54383203 / 8		3.538			5.3	No
└4	Pigment portion, not to declare	system				1	0 - 2		
└4	VM	-				99			
└2	Cover 35 Pos. Ampseal, ire Seal - Black	776169-1	2161390 / 11	1	5.395				Not Applicable
└3	PBT-I-GF30-FR(17)	1573755-1	715269936 / 1		5.395			5.1.a	No
└4	PBT-I	-				53.823529	50 - 60		
└4	GF-Fibre	-				28.823529	25 - 35		
└4	Antimonytrioxide	1309-64-4				4.147059	3 - 6	D	
└4	Halogenated compound ISO 1043-4, not declarable	-				10.911765	9 - 14		

Tree Level	Description Article Name Name Substance name	Part/Item No. Item- /Mat.-No. Material-No. CAS No.	IMDS ID / Version	Quantity	Weight [g]	Portion [%]	Portion (from - to) [%]	Classif. GADSL, SVHC	Parts Marking Recyclate (Indust./Consumer) Application [ID]
└4	Pigment portion, not to	system				1.147059	0 - 3		
└4	Further Additives, not to declare	system				1.147059	0 - 3		
└2	Housnig Plug, 35 Pos, AMP Seal-Blue	0-0776167-5	2161461 / 6	1	16.462				Not Applicable
└3	PBT		903202 / 12		16.462			5.1.b	No
└4	PBT	-				98			
└4	Pigment portion, not to	system				2			

This is an uncontrolled copy of a document created by IMDS. End of the report.



## **Section 18**

# **Part Submission Warrant**



# Part Submission Warrant

Part Name 35POS,AMPSEAL,SOC HSG ASSY,SLD,COD 4 Cust. Part Number 01E9776  
 Shown on Drawing No. C-2293782 Org. Part Number 776164-4  
 Engineering Change Level D1 Dated May 31, 2017  
 Additional Engineering Changes N/A Dated N/A  
 Safety and/or Government Regulation  Yes  No Purchase Order No. N/A Weight (kg) 0.0339  
 Checking Aid Number N/A Checking Aid Engineering Change Level N/A Dated N/A

### ORGANIZATION MANUFACTURING INFORMATION

TE Connectivity Empalme/ 588115092  
 Supplier Name & Supplier/Vendor Code  
Carretera Int. Km. 1969 Guadalajara-Nogales Km. 2  
 Street Address  
Empalme Sonora 85340 México  
 City Region Postal Code Country

### CUSTOMER SUBMITTAL INFORMATION

Newark Electronics  
 Customer Name/Division  
Various  
 Buyer/Buyer Code  
Various  
 Application

### MATERIALS REPORTING

Reporting of all materials, not just Substances of Concern, may be required by certain OEMs or other customers.  
 Has customer-required Substances of Concern information been reported?  Yes  No  
 Submitted by IMDS or other customer format: 15042848 / 10  
 Are polymeric parts identified with appropriate ISO marking codes?  Yes  No  N/A

### REASON FOR SUBMISSION

- Initial submission
- Engineering Change(s)
- Tooling: Transfer, Replacement, Refurbishment, or additional
- Correction of Discrepancy
- Tooling Inactive >than 1 year
- Change to Optional Construction or Material
- Sub-Supplier or Material Source Change
- Change in Part Processing
- Parts produced at Additional Location
- Other - please specify

### REQUESTED SUBMISSION LEVEL (Check one)

- Level 1 - Warrant only (and for designated appearance items, an Appearance Approval Report) submitted to customer.
- Level 2 - Warrant with product samples and limited supporting data submitted to customer.
- Level 3 - Warrant with product samples and complete supporting data submitted to customer.
- Level 4 - Warrant and other requirements as defined by customer.
- Level 5 - Warrant with product samples and complete supporting data reviewed at supplier's manufacturing location.

### SUBMISSION RESULTS

The results for  dimensional measurements  material and functional tests  appearance criteria  statistical process package  
 These results meet all design record requirements:  YES  NO (If NO "C-Explanation Required)  
 Mold / Cavity / Production Process Assembly Process

### DECLARATION

I affirm that the samples represented by this warrant are representative of our parts, which were made by a process that meets all Production Part Approval Process Manual 4th Edition Requirements. I further affirm that these samples were produced at a production rate of TE Property /24 hours. I also certify that the documented evidence of such compliance is on file and available for review. I have noted any deviation from the declaration below.

EXPLANATION/COMMENTS: P-18-015636. Rate is TE Property.

Is each Customer Tool properly tagged and numbered  Yes  No  N/A

Organization Authorized Signature Julia Avilés Date 28-Mar-2019

Print Name Julia Avilés Phone No. +52 (662) 500 36 80 Fax No. N/A

Title PPAP Technician E-mail julia.avilez@te.com

FOR CUSTOMER USE ONLY (IF APPLICABLE)  
 Part warrant Disposition:  Approved  Rejected  Other

Customer Signature \_\_\_\_\_ Date \_\_\_\_\_

Print Name \_\_\_\_\_ Customer Tracking Number (optional) \_\_\_\_\_





# Part Submission Warrant

Part Name 35POS,AMPSEAL,SOC HSG ASSY,SLD,COD 5 Cust. Part Number 16H5797  
 Shown on Drawing No. C-2293782 Org. Part Number 776164-5  
 Engineering Change Level D1 Dated May 31, 2017  
 Additional Engineering Changes N/A Dated N/A  
 Safety and/or Government Regulation  Yes  No Purchase Order No. N/A Weight (kg) 0.0342  
 Checking Aid Number N/A Checking Aid Engineering Change Level N/A Dated N/A

### ORGANIZATION MANUFACTURING INFORMATION

TE Connectivity Empalme/ 588115092  
 Supplier Name & Supplier/Vendor Code  
Carretera Int. Km. 1969 Guadalajara-Nogales Km. 2  
 Street Address  
Empalme Sonora 85340 México  
 City Region Postal Code Country

### CUSTOMER SUBMITTAL INFORMATION

Newark Electronics  
 Customer Name/Division  
Various  
 Buyer/Buyer Code  
Various  
 Application

### MATERIALS REPORTING

Reporting of all materials, not just Substances of Concern, may be required by certain OEMs or other customers.  
 Has customer-required Substances of Concern information been reported?  Yes  No  
 Submitted by IMDS or other customer format: 2298076 / 9  
 Are polymeric parts identified with appropriate ISO marking codes?  Yes  No  N/A

### REASON FOR SUBMISSION

- Initial submission
- Engineering Change(s)
- Tooling: Transfer, Replacement, Refurbishment, or additional
- Correction of Discrepancy
- Tooling Inactive >than 1 year
- Change to Optional Construction or Material
- Sub-Supplier or Material Source Change
- Change in Part Processing
- Parts produced at Additional Location
- Other - please specify

### REQUESTED SUBMISSION LEVEL (Check one)

- Level 1 - Warrant only (and for designated appearance items, an Appearance Approval Report) submitted to customer.
- Level 2 - Warrant with product samples and limited supporting data submitted to customer.
- Level 3 - Warrant with product samples and complete supporting data submitted to customer.
- Level 4 - Warrant and other requirements as defined by customer.
- Level 5 - Warrant with product samples and complete supporting data reviewed at supplier's manufacturing location.

### SUBMISSION RESULTS

The results for  dimensional measurements  material and functional tests  appearance criteria  statistical process package  
 These results meet all design record requirements:  YES  NO (If NO""C-Explanation Required)  
 Mold / Cavity / Production Process Assembly Process

### DECLARATION

I affirm that the samples represented by this warrant are representative of our parts, which were made by a process that meets all Production Part Approval Process Manual 4th Edition Requirements. I further affirm that these samples were produced at a production rate of TE Property /24 hours. I also certify that the documented evidence of such compliance is on file and available for review. I have noted any deviation from the declaration below.

EXPLANATION/COMMENTS: P-18-015636. Rate is TE Property.

Is each Customer Tool properly tagged and numbered  Yes  No  N/A

Organization Authorized Signature Julia Avilés Date 28-Mar-2019

Print Name Julia Avilés Phone No. +52 (662) 500 36 80 Fax No. N/A

Title PPAP Technician E-mail julia.avilez@te.com

FOR CUSTOMER USE ONLY (IF APPLICABLE)  
 Part warrant Disposition:  Approved  Rejected  Other

Customer Signature \_\_\_\_\_ Date \_\_\_\_\_

Print Name \_\_\_\_\_ Customer Tracking Number (optional) \_\_\_\_\_

## **Section 18a**

# **Bulk Material Requirements**

**Not Applicable**