


MC41605B6W-SPR-V2	4 x 16	5mm Character Height	LCD Module
Specification			
Version: 1		Date: 28/10/2016	
Revision			

Display Features			
Character Count	4 x 16		
Appearance	Black on Yellow/Green		
Logic Voltage	5V		
Interface	Parallel		
Font Set	English / Japanese		
Display Mode	Reflective		
Character Height	4.76mm		
LC Type	STN		
Module Size	72.00 x 48.00 x 9.50 mm		
Operating Temperature	-20°C ~ +70°C		
Construction	COB		
LED Backlight	---		
		Box Quantity	Weight / Display
		30 pcs	75 grams



RoHS
compliant

* - For full design functionality, please use this specification in conjunction with the ST7066U specification. (Provided Separately)

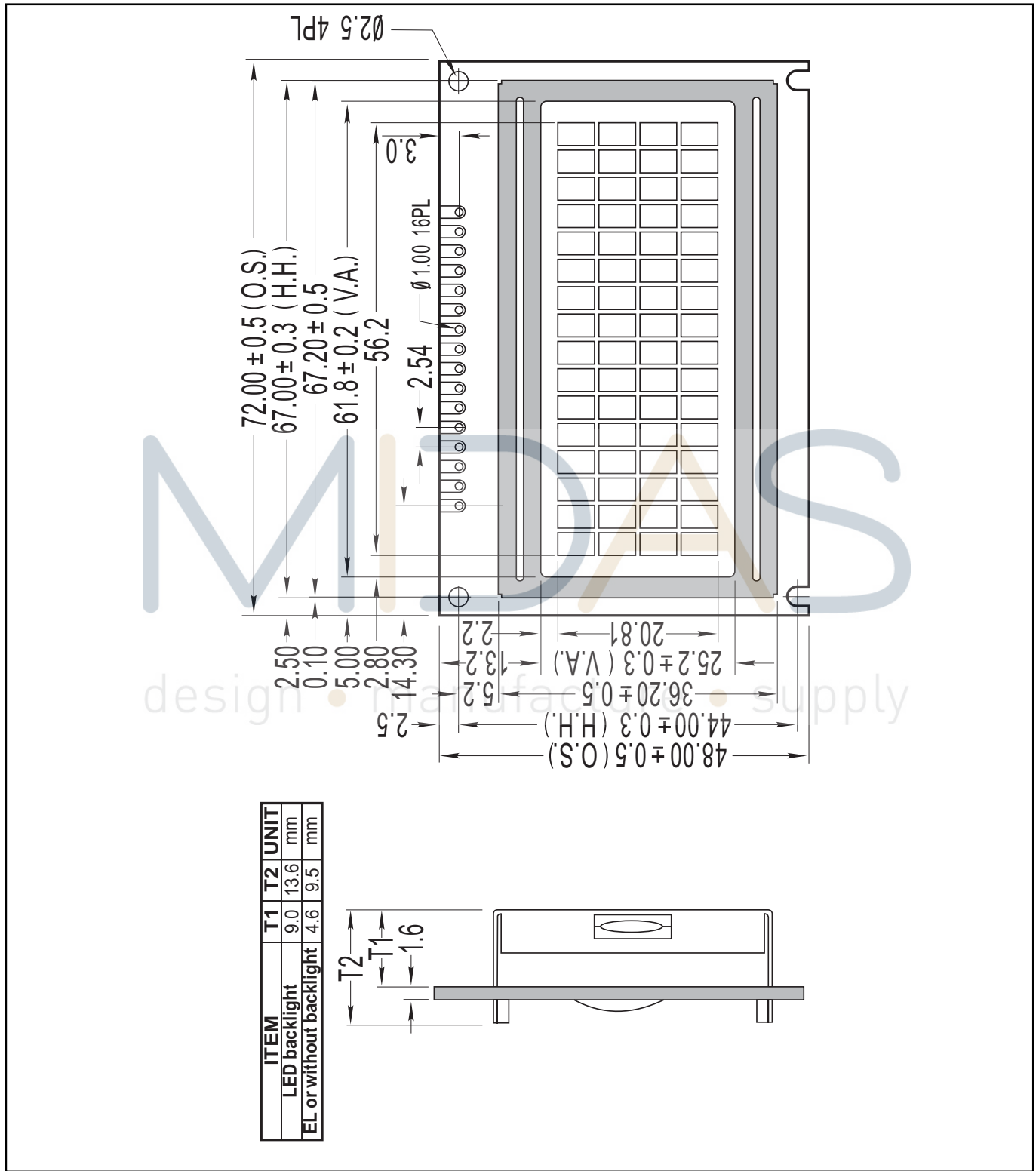
Display Accessories	
Part Number	Description
MCCMDB-16SIL	LCD Interconnect board, can be driven from either a PC or a single Board computer with a USB output.
MCCBL1A16SLIP-16DILS-150	16 Way, Single in-line to Dual In-line connector Cable.
MCCBL1A16SLIP-16SILS-150	16 Way, Single in-line to Single In-line connector Cable.

Optional Variants		
Fonts	Appearances	Voltage



Mechanical Specifications

Module Size	72.00 x 48.00 x 13.60 (Without Backlight)				W x H x D mm
Viewing Area	61.80 x 25.20	W x H mm	Hole-to-Hole	67.00 x 44.00	W x H mm
Character Size	2.96 x 4.76	W x H mm	Character Pitch	0.59 x 0.59	W x H mm
Dot Size	0.56 x 0.56	W x H mm	Dot Pitch	0.04 x 0.04	W x H mm



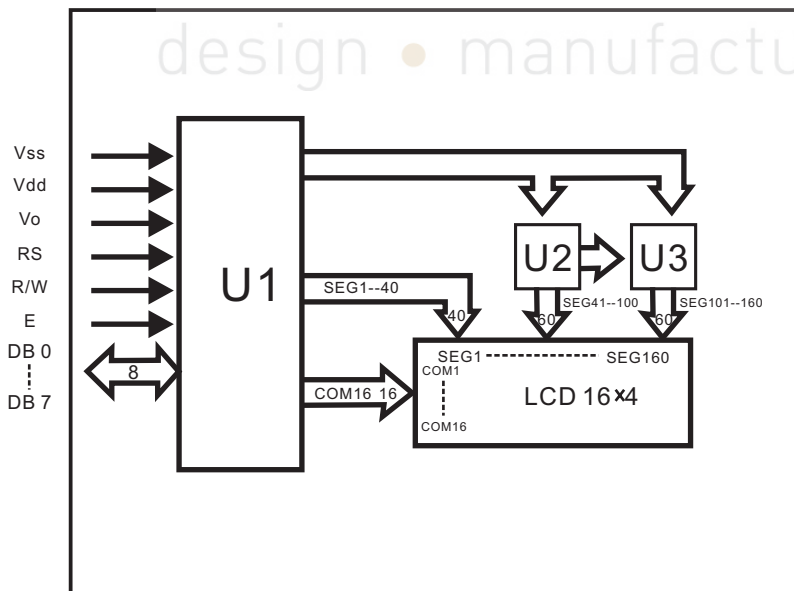
MC41605B6W-SPR-V2	4 x 16	5mm Character Height	LCD Module
Specification			
Version: 1		Date: 28/10/2016	
Revision			



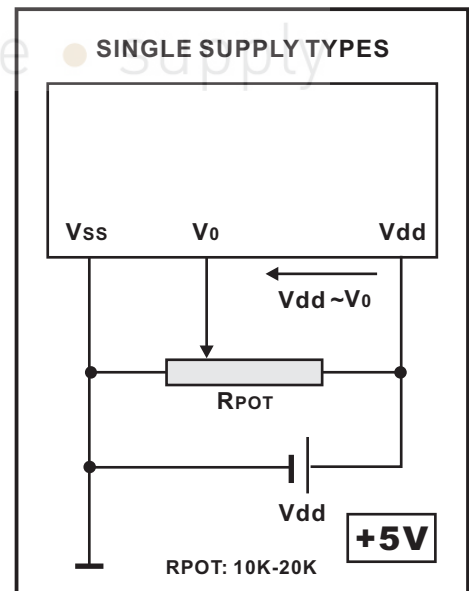
Pin Layout

PI	SYMBOL	DESCRIPTION	REMARKS
1	Vss	GND	
2	Vdd	Power supply for LCM	5.0V
3	V0	Contrast Adjust	
4	RS	Register Select Signal	
5	R/W	Data Read / Write	
6	E	Enable Signal	
7	DB0	Data bus line	
8	DB1	Data bus line	
9	DB2	Data bus line	
10	DB3	Data bus line	
11	DB4	Data bus line	
12	DB5	Data bus line	
13	DB6	Data bus line	
14	DB7	Data bus line	
15	NC	No Connection	
16	NC	No Connection	

Block Diagram



Power Supply Diagram



MC41605B6W-SPR-V2	4 x 16	5mm Character Height	LCD Module
Specification			
Version: 1		Date: 28/10/2016	
Revision			



Font Map

Upper 4bit Lower 4bit	LLLL	LLLH	LLHL	LLHH	LHLL	LHLH	LHHL	LHHH	HLLL	HLLH	HLHL	HLHH	HHLL	HHLH	HHHL	HHHH	
LLLL	CG RAM (1)																
LLLH	(2)																
LLHL	(3)																
LLHH	(4)																
LHLL	(5)																
LHLH	(6)																
LHHL	(7)																
LHHH	(8)																
HLLL	(1)																
HLLH	(2)																
HLHL	(3)																
HLHH	(4)																
HHLL	(5)																
HHLH	(6)																
HHHL	(7)																
HHHH	(8)																

MC41605B6W-SPR-V2	4 x 16	5mm Character Height	LCD Module
Specification			
Version: 1		Date: 28/10/2016	
Revision			



Absolute Maximum Ratings

Item	Symbol	Condition	Min	Typ	Max	Unit
Power Supply (LOGIC)	Vdd	25°C	-0.3	---	7.0	V
Power Supply (LCD)	V0	25°C	Vdd -13.5	---	Vdd +0.3	V
Input Voltage	Vin	25°C	-0.3	---	Vdd +0.3	V
Operating Temperature	Vopr	---	-20	---	70	C
Storage Temperature	Vstg	---	-30	---	80	C

Electronic Characteristics

Item	Symbol	Condition	Min	Typ	Max	Unit
Input Voltage	Vlcm = Vdd	+5V	4.7	5.0	5.5	v
Supply Current	Idd	Vdd=5V	---	1.4	---	mA
Driving Voltage for LCD Panel	Vlcd = (Vdd - V0)	-20°C	4.40	---	4.90	v
		0°C	4.30	---	4.80	
		25°C	4.25	4.50	4.75	
		50°C	4.20	---	4.70	
		70°C	4.05	---	4.55	

LCD Characteristics

For STN/FSTN LCD Panel Types						
Item	Symbol	Condition	Min	Typ	Max	Unit
Viewing Angle	$\Phi 2 - \Phi 1$	K = 4	40°	---	---	Deg
	Θ		60°			
Contrast Ratio	K	---	---	6	---	---
Response Time (Rise)	TR	---	---	150	250	ms
Response Time (Fall)	TF	---	---	150	250	ms

design • manufacture • supply

MC41605B6W-SPR-V2	4 x 16	5mm Character Height	LCD Module
Specification			
Version: 1		Date: 28/10/2016	
Revision			

