

DFN1006-2

## Features:

- Low Forward Voltage
- Guard Ring Construction For Transient Protection
- Negligible Reverse Recovery Time
- Low Reverse Capacitance

## Applications:

- Schottky Barrier Switching

## Maximum Ratings:

Ratings at 25°C unless otherwise specified.

Characteristic	Symbol	Value	Unit
Repetitive peak reverse voltage	$V_R$	40	V
RMS reverse voltage	$V_{R(RMS)}$	28	V
Forward continuous current	$I_F$	350	mA
Repetitive peak forward current at $t \leq 1s$	$I_{FRM}$	1.5	A
Power dissipation	$P_D$	200	mW
Thermal resistance junction to ambient	$R_{\theta JA}$	300	°C/W
Operating and storage temperature range	$T_J, T_{STG}$	-65 to +125	°C

## Electrical Characteristics:

Ratings at 25°C unless otherwise specified

Characteristic	Symbol	Min.	Typ.	Max.	Unit	Test Condition
Reverse breakdown voltage	$V_{(BR)R}$	40	-	-	V	$I_R=10\mu A$
Forward voltage	$V_F$	-	-	0.37 0.6	V	$I_F=20mA$ $I_F=200mA$
Reverse current	$I_{RM}$	-	-	5	$\mu A$	$V_R=30V$
Capacitance between terminals	$C_T$	-	50	-	pF	$V_R=0V, f=1MHz$
Reverse recovery time	$t_{rr}$	-	10	-	ns	$I_R=I_F=200mA, I_{rr}=0.1 \times I_R, R_L=100\Omega$

## Typical Characteristics:

$T_A = 25^\circ C$  unless otherwise specified

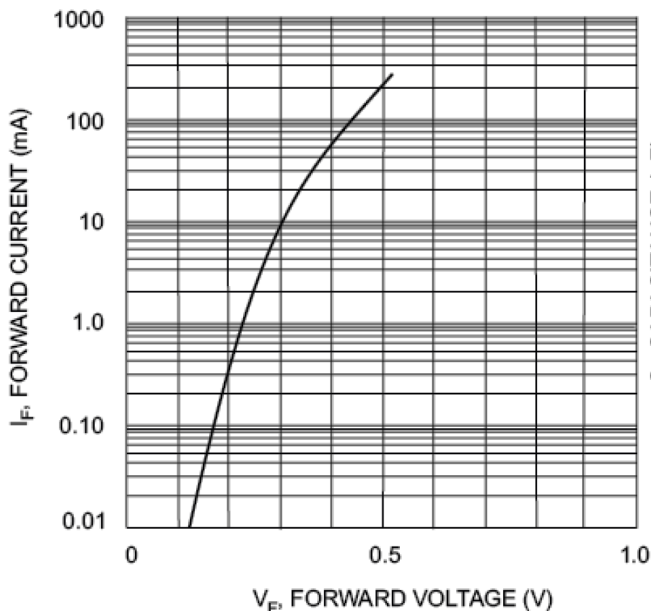


Fig. 1 Typical Forward Characteristics

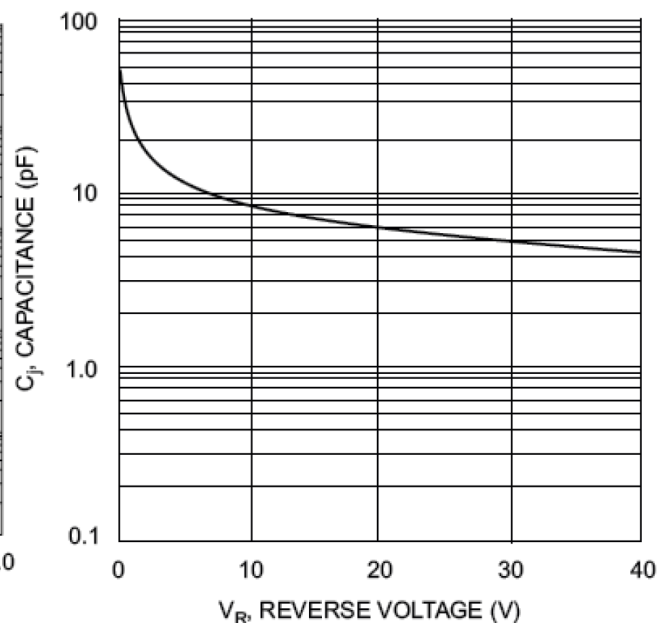
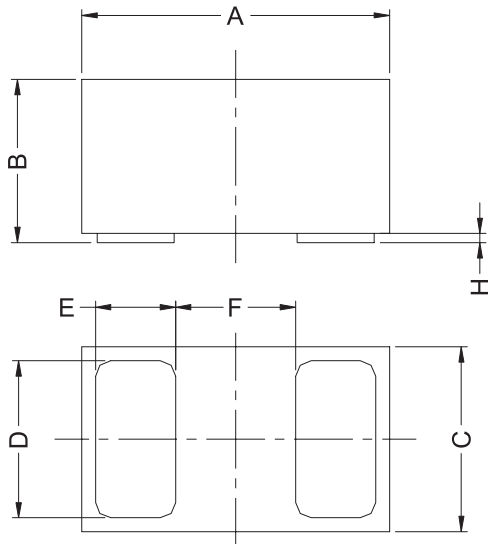


Fig. 2 Typ. Junction Capacitance vs Reverse Voltage

## Package Outline:

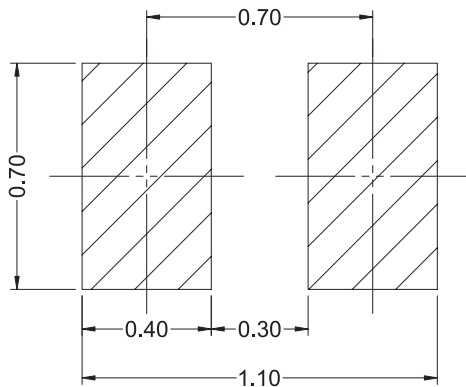
Plastic surface mounted package



DFN1006-2			
Dim.	Min.	Typ.	Max.
A	0.95	1	1.075
B	0.47	0.5	0.53
C	0.55	0.6	0.675
D	0.45	0.5	0.55
E	0.2	0.25	0.3
F	-	0.4	-
H	0	0.03	0.05

Dimensions : Millimetres

## Soldering Footprint:



Dimensions : Millimetres

## Package Information:

Device	Package	Shipping
SDM20U30LP-7	DFN1006-2	5,000 / Tape & Reel

## Part Number Table

Description	Part Number
Schottky Barrier Diode	BAT54LP-7

**Important Notice :** This data sheet and its contents (the "Information") belong to the members of the AVNET group of companies (the "Group") or are licensed to it. No licence is granted for the use of it other than for information purposes in connection with the products to which it relates. No licence of any intellectual property rights is granted. The Information is subject to change without notice and replaces all data sheets previously supplied. The Information supplied is believed to be accurate but the Group assumes no responsibility for its accuracy or completeness, any error in or omission from it or for any use made of it. Users of this data sheet should check for themselves the Information and the suitability of the products for their purpose and not make any assumptions based on information included or omitted. Liability for loss or damage resulting from any reliance on the Information or use of it (including liability resulting from negligence or where the Group was aware of the possibility of such loss or damage arising) is excluded. This will not operate to limit or restrict the Group's liability for death or personal injury resulting from its negligence. Multicomp Pro is the registered trademark of Premier Farnell Limited 2019.