


# Low VF Glass Passivated Bridge Rectifier

**multicomp** PRO



## Features

- Surge overload rating - 200 amperes peak
- Ideal for printed circuit board
- Reliable low cost construction utilizing molded plastic technique
- The plastic material has UL flammability classification 94V-0
- Mounting position: Any

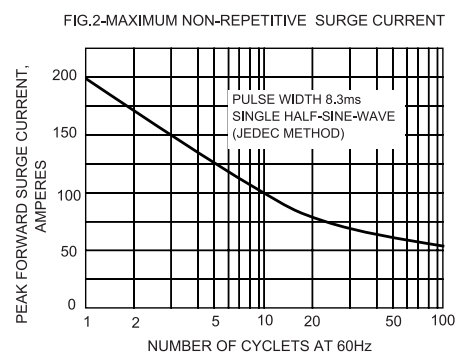
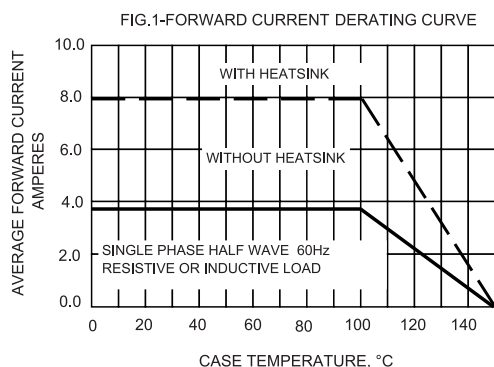
## Maximum Ratings And Electrical Characteristics

Rating at 25°C ambient temperature unless otherwise specified.  
Single phase, half wave, 60Hz, resistive or inductive load.  
For capacitive load, derate current by 20%

Characteristic	Symbol	Values	Unit
Maximum Recurrent Peak Reverse Voltage	$V_{RRM}$	600	V
Maximum RMS Voltage	$V_{RMS}$	420	
Maximum DC Blocking Voltage	$V_{DC}$	600	
Maximum Average Forward Rectified Current @ $T_c = 100^\circ\text{C}$ (without heatsink)	$I_{(AV)}$	8 3.2	A
Peak Forward Surge Current 8.3ms Single Half Sine-Wave Super Imposed on Rated Load (JEDEC Method)	$I_{FSM}$	200	
Maximum Forward Voltage at 4A DC	$V_F$	0.95	V
Maximum DC Reverse Current at Rated DC Blocking Voltage	$I_R$	10 500	$\mu\text{A}$
@ $T_J = 25^\circ\text{C}$ @ $T_J = 125^\circ\text{C}$			
$I^2t$ Rating for Fusing ( $t < 8.3\text{ms}$ )	$I^2t$	166	$\text{A}^2\text{s}$
Typical Junction Capacitance Per Element (Note 1)	$C_J$	60	$\text{pF}$
Operating Temperature Range	$T_J$	-55 to +150	$^\circ\text{C}$
Storage Temperature Range	$T_{STG}$		

- Notes:**
1. Measured at 1MHz and applied reverse voltage of 4V DC
  2. Device mounted on 75mm × 75mm × 1.6mm Cu plate heatsink.
  3. The typical data above is for reference only

## Rating and Characteristic Curves

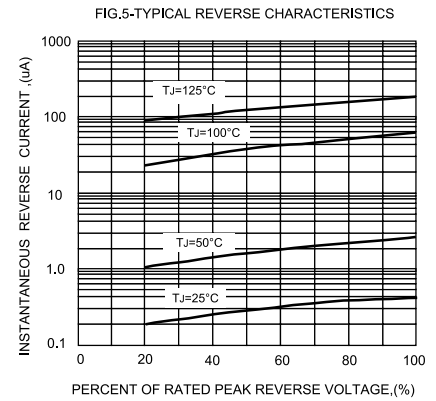
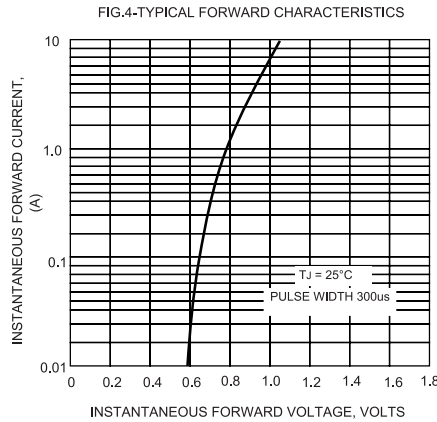
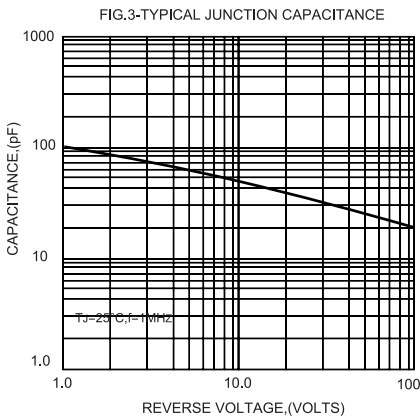


Newark.com/multicomp-pro  
Farnell.com/multicomp-pro  
Element14.com/multicomp-pro

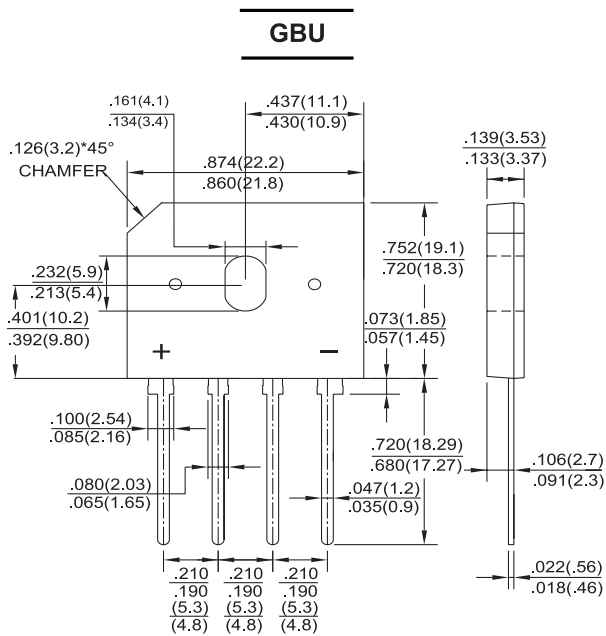
**multicomp** PRO

# Low VF Glass Passivated Bridge Rectifier

**multicomp** PRO



## Dimension:



Dimensions : Inches (Millimetres)

## Part Number Table

Description	Part Number
Low VF Glass Passivated Bridge Rectifier	GBU806F

**Important Notice :** This data sheet and its contents (the "Information") belong to the members of the AVNET group of companies (the "Group") or are licensed to it. No licence is granted for the use of it other than for information purposes in connection with the products to which it relates. No licence of any intellectual property rights is granted. The Information is subject to change without notice and replaces all data sheets previously supplied. The Information supplied is believed to be accurate but the Group assumes no responsibility for its accuracy or completeness, any error in or omission from it or for any use made of it. Users of this data sheet should check for themselves the Information and the suitability of the products for their purpose and not make any assumptions based on information included or omitted. Liability for loss or damage resulting from any reliance on the Information or use of it (including liability resulting from negligence or where the Group was aware of the possibility of such loss or damage arising) is excluded. This will not operate to limit or restrict the Group's liability for death or personal injury resulting from its negligence. Multicomp Pro is the registered trademark of Premier Farnell Limited 2019.

Newark.com/multicomp-pro  
Farnell.com/multicomp-pro  
Element14.com/multicomp-pro

**multicomp** PRO