

# Surge protection device - PT-IQ-4X1-48DC-UT - 2801219


Please be informed that the data shown in this PDF Document is generated from our Online Catalog. Please find the complete data in the user's documentation. Our General Terms of Use for Downloads are valid (<http://phoenixcontact.com/download>)



Surge protection, consisting of protective plug and base element, with integrated multi-stage status indicator on the module for four signal wires with common reference potential.



## Key Commercial Data

Packing unit	1 pc
GTIN	 4 046356 745093
GTIN	4046356745093
Weight per Piece (excluding packing)	125.900 g
Custom tariff number	85363010
Country of origin	Germany
Note	Made to Order (non-returnable)

## Technical data

### Dimensions

Height	91 mm
Width	17.7 mm
Depth	77.5 mm (incl. DIN rail 7.5 mm)
Horizontal pitch	1 Div.

### Ambient conditions

Ambient temperature (operation)	-40 °C ... 70 °C
Ambient temperature (storage/transport)	-40 °C ... 85 °C
Altitude	≤ 4000 m (amsl (above mean sea level))
Degree of protection	IP20

### General

Housing material	PA 6.6
------------------	--------

# Surge protection device - PT-IQ-4X1-48DC-UT - 2801219

## Technical data

### General

Flammability rating according to UL 94	V-0
Color	jet black RAL 9005
Mounting type	DIN rail: 35 mm
Type	DIN rail module, two-section, divisible
Direction of action	Line-Line & Line-Signal Ground/Shield & optional Signal Ground/Shield-Earth Ground

### Additional descriptions

Note	Remote signaling as well as the power supply of the DIN rail connector are established by snapping the module into place on the DIN rail connector.
------	---

### Protective circuit

IEC test classification	C1
	C2
	C3
	D1
Nominal voltage $U_N$	48 V DC
Maximum continuous voltage $U_C$	53 V DC
	37 V AC
Rated current	300 mA
Operating effective current $I_C$ at $U_C$	$\leq 6 \mu\text{A}$ (per path)
Residual current $I_{PE}$	$\leq 6 \mu\text{A}$ (per path)
Nominal discharge current $I_n$ (8/20) $\mu\text{s}$ (line-earth)	10 kA
Pulse discharge current $I_{imp}$ (10/350) $\mu\text{s}$ (line-earth)	2.5 kA
Total discharge current $I_{total}$ (8/20) $\mu\text{s}$	20 kA
Voltage protection level $U_p$ (line-earth)	$\leq 105 \text{ V}$ (C1 - 1 kV/500 A)
	$\leq 160 \text{ V}$ (C2 - 10 kV / 5 kA)
	$\leq 90 \text{ V}$ (C3 - 25 A)
Response time $t_A$ (line-earth)	$\leq 1 \text{ ns}$
Input attenuation aE, asym.	typ. 0.3 dB ( $\leq 530 \text{ kHz} / 150 \Omega$ )
Cut-off frequency $f_g$ (3 dB), asym. (PE) in 150 Ohm system	typ. 1.9 MHz
Capacity (line-signalground)	typ. 1.5 nF
Resistance per path	$1.2 \Omega \pm 5 \%$
Surge protection fault message	Optical, multi-stage
Max. required back-up fuse	315 mA (FF)
Impulse durability (line-earth)	C1 - 1 kV / 500 A
	C2 - 10 kV / 5 kA
	C2 - 10 kA
	C3 - 25 A
	D1 - 2.5 kA
Pulse reset time (line-earth)	$\leq 1500 \text{ ms}$

# Surge protection device - PT-IQ-4X1-48DC-UT - 2801219

## Technical data

### Connection data

Connection method	Screw connection
Screw thread	M3
Tightening torque	0.5 Nm
Stripping length	8 mm
Conductor cross section flexible	0.2 mm <sup>2</sup> ... 2.5 mm <sup>2</sup>
Conductor cross section solid	0.2 mm <sup>2</sup> ... 4 mm <sup>2</sup>
Conductor cross section AWG	24 ... 12

### Remote indication contact

Switching function	via DIN rail connector
--------------------	------------------------

### Standards and Regulations

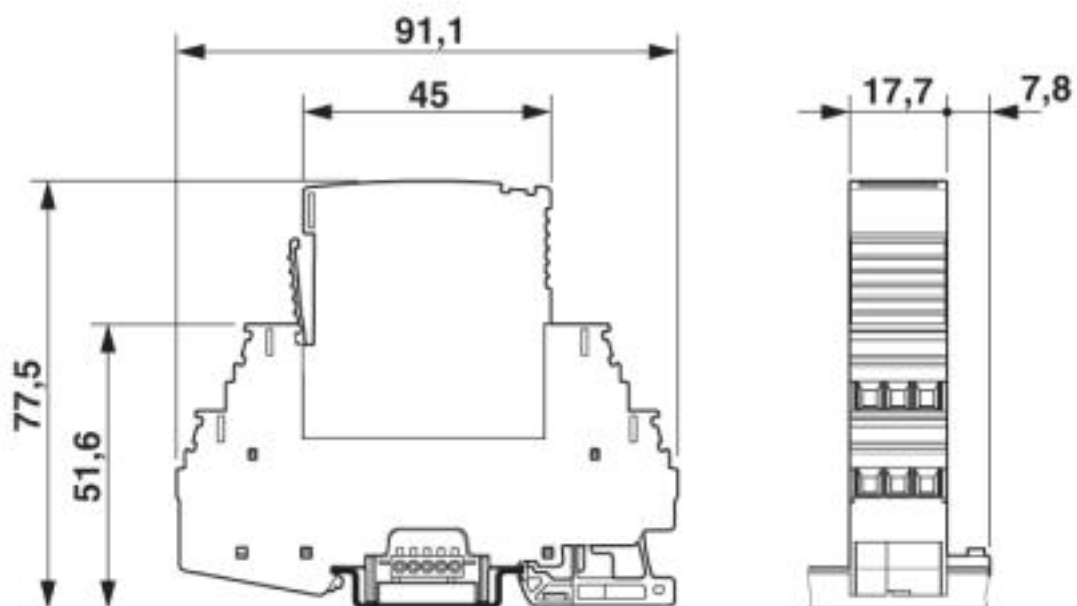
Standards/specifications	IEC 61643-21 2000 + A1:2008, modified
	EN 61643-21 2001 + A1:2009
	EN 61000-6-3 2007 + A1:2011
	EN 61000-6-2 2005

### Environmental Product Compliance

REACH SVHC	Lead 7439-92-1
China RoHS	Environmentally Friendly Use Period = 50
	For details about hazardous substances go to tab "Downloads", Category "Manufacturer's declaration"

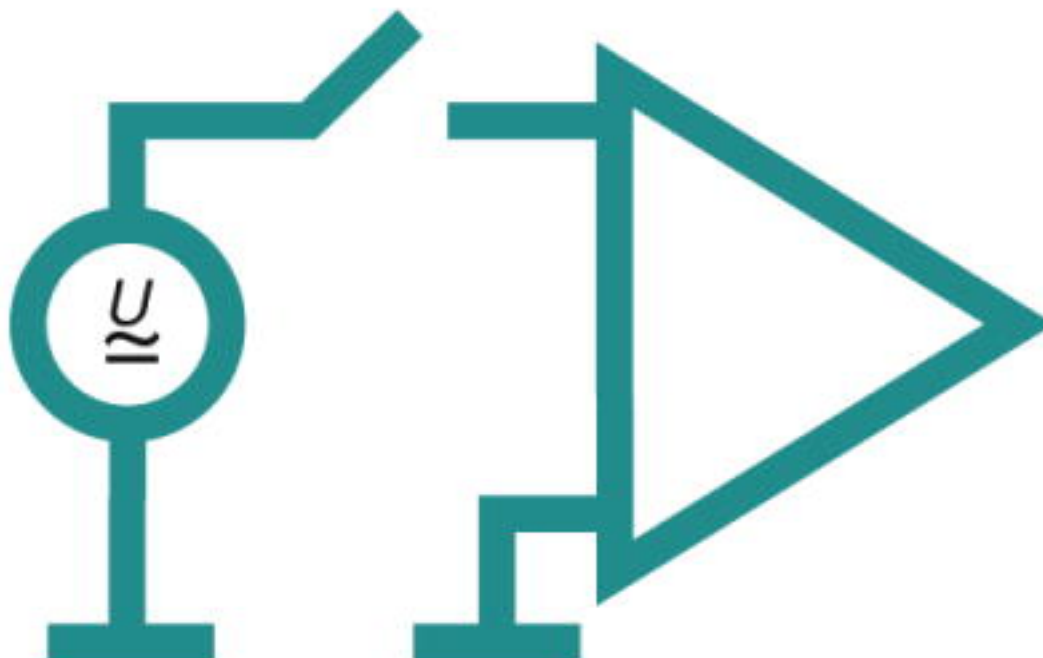
## Drawings

Dimensional drawing

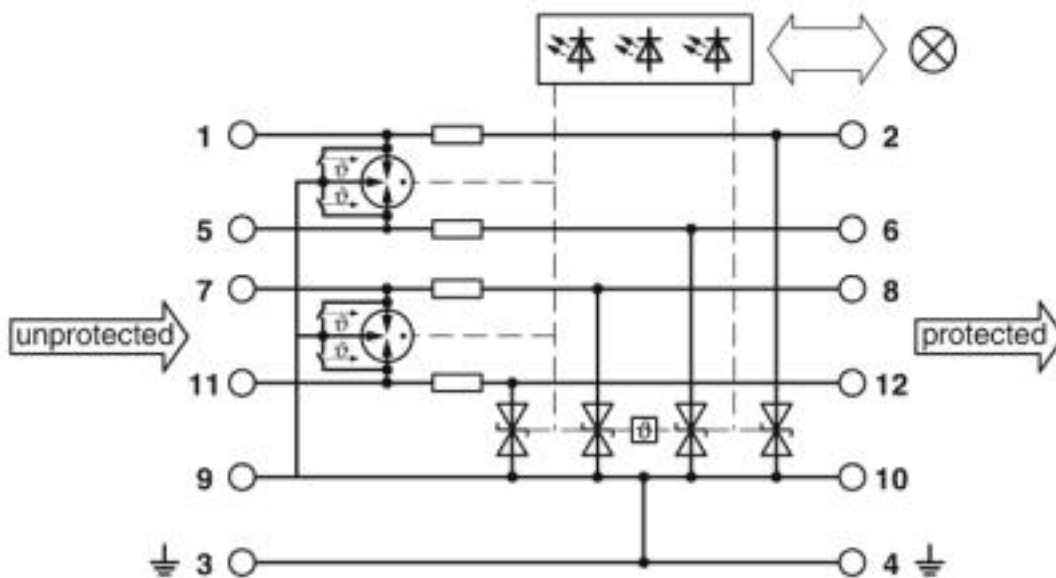


# Surge protection device - PT-IQ-4X1-48DC-UT - 2801219

Pictogram



Circuit diagram



## Classifications

eCl@ss

eCl@ss 4.0	27130800
eCl@ss 4.1	27130800
eCl@ss 5.0	27130800

# Surge protection device - PT-IQ-4X1-48DC-UT - 2801219

## Classifications

### eCl@ss

eCl@ss 5.1	27130800
eCl@ss 6.0	27130800
eCl@ss 7.0	27130807
eCl@ss 8.0	27130807
eCl@ss 9.0	27130807

### ETIM

ETIM 3.0	EC000943
ETIM 4.0	EC000899
ETIM 5.0	EC000943
ETIM 6.0	EC000943
ETIM 7.0	EC000943

### UNSPSC

UNSPSC 6.01	30212010
UNSPSC 7.0901	39121610
UNSPSC 11	39121610
UNSPSC 12.01	39121610
UNSPSC 13.2	39121620
UNSPSC 18.0	39121620
UNSPSC 19.0	39121620
UNSPSC 20.0	39121620
UNSPSC 21.0	39121620

## Approvals

### Approvals

---

Approvals

UL Listed

---

Ex Approvals

---

### Approval details

UL Listed		<a href="http://database.ul.com/cgi-bin/XYVV/template/LISEXT/1FRAME/index.htm">http://database.ul.com/cgi-bin/XYVV/template/LISEXT/1FRAME/index.htm</a>	FILE E 138168
-----------	--	---	---------------

## Surge protection device - PT-IQ-4X1-48DC-UT - 2801219

### Accessories

#### Accessories

#### Device marking

Zack marker strip - ZBN 18:UNBEDRUCKT - 2809128



Zack marker strip, Strip, white, unlabeled, can be labeled with: CMS-P1-PLOTTER, PLOTMARK, mounting type: snap into tall marker groove, for terminal block width: 18 mm, lettering field size: 18 x 5 mm, Number of individual labels: 5

---

#### Labeled terminal marker

Zack Marker strip, flat - ZBF 5,LGS:FORTL.ZAHLEN - 0808671



Zack Marker strip, flat, Strip, white, labeled, printed horizontally: consecutive numbers 1 ... 10, 11 ... 20, etc. up to 491 ... 500, mounting type: snap into flat marker groove, for terminal block width: 5 mm, lettering field size: 5.15 x 5.15 mm, Number of individual labels: 10

Zack Marker strip, flat - ZBF 5,LGS:GERADE ZAHLEN - 0810821



Zack Marker strip, flat, Strip, white, labeled, printed horizontally: consecutive numbers 2 ... 20, 22 ... 40, etc. up to 82 ... 100, mounting type: snap into flat marker groove, for terminal block width: 5 mm, lettering field size: 5.15 x 5.15 mm, Number of individual labels: 10

Zack Marker strip, flat - ZBF 5,LGS:UNGERADE ZAHLEN - 0810863



Zack Marker strip, flat, Strip, white, labeled, printed horizontally: Odd numbers 1 - 19, 21 - 39, etc. up to 81 - 99, mounting type: snap into flat marker groove, for terminal block width: 5 mm, lettering field size: 5.15 x 5.15 mm, Number of individual labels: 10

Zack Marker strip, flat - ZBF 5,QR:FORTL.ZAHLEN - 0808697



Zack Marker strip, flat, Strip, white, labeled, Printed vertically: consecutive numbers 1 ... 10, 11 ... 20, etc. up to 91 ... 100, mounting type: snap into flat marker groove, for terminal block width: 5 mm, lettering field size: 5.15 x 5.15 mm, Number of individual labels: 10

---

#### Marker pen

## Surge protection device - PT-IQ-4X1-48DC-UT - 2801219

### Accessories

Marker pen - X-PEN 0,35 - 0811228



Marker pen without ink cartridge, for manual labeling of markers, labeling extremely wipe-proof, line thickness 0.35 mm

---

### Mounting material

End clamp - E/ME TBUS NS35 GY - 2713780



End clamp, stable construction for DIN rail bus connector

---

### PCB plug

Printed-circuit board connector - FK-MC 0,5/ 5-ST-2,5 - 1881354



PCB connector, nominal current: 4 A, rated voltage (III/2): 160 V, Nominal cross section: 0.5 mm<sup>2</sup>, number of positions: 5, pitch: 2.5 mm, connection method: Push-in spring connection, color: green, contact surface: Tin

---

### Terminal marking

Zack Marker strip, flat - ZBF 5:UNBEDRUCKT - 0808642



Zack Marker strip, flat, Strip, white, unlabeled, can be labeled with: PLOTMARK, CMS-P1-PLOTTER, mounting type: snap into flat marker groove, for terminal block width: 5 mm, lettering field size: 5.1 x 5.2 mm, Number of individual labels: 10

Zack Marker strip, flat - ZBF 5/WH-100:UNBEDRUCKT - 0808668



Zack Marker strip, flat, Strip, white, unlabeled, can be labeled with: CMS-P1-PLOTTER, PLOTMARK, mounting type: snap into flat marker groove, for terminal block width: 5 mm, lettering field size: 5.15 x 5.15 mm, Number of individual labels: 10

---

### Necessary add-on products

# Surge protection device - PT-IQ-4X1-48DC-UT - 2801219

## Accessories

Supply and remote module - PT-IQ-PTB-UT - 2800768



Module for power supply and multi-stage, floating remote signaling of connected surge protection modules.

---

## Additional products

Shield connection - SSA 3-6 - 2839295



Shield fast connection for 3 ... 6 mm cable diameter. Potential connecting cable: 200 mm, 1 mm<sup>2</sup>, color: black

---

Shield connection - SSA 5-10 - 2839512



Shield fast connection for 5 ... 10 mm cable diameter. Potential connecting cable: 200 mm, 1 mm<sup>2</sup>, color: black

---

## Spare parts

Surge protection plug - PT-IQ-4X1-48DC-P - 2800814



Surge protection plug with integrated multi-stage status indicator on the module for four signal wires with common reference potential. Nominal voltage: 48 V DC

---

DIN rail bus connectors - PT-IQ-17,5-TBUS-5-2.0 - 2906878



DIN rail connector for PT-IQ system for establishing remote signaling and the power supply when a surge protection module is snapped on.