

Surge protection device - PT-IQ-5-HF+F-5DC-PT - 2801292

Please be informed that the data shown in this PDF Document is generated from our Online Catalog. Please find the complete data in the user's documentation. Our General Terms of Use for Downloads are valid (<http://phoenixcontact.com/download>)




Surge protection, consisting of protective plug and base element, with integrated multi-stage status indicator on the module for five signal wires. For HF applications and telecommunications interfaces without supply voltage (up to 90 Mbps).

Your advantages

- ✓ Surge protection system
- ✓ Multi-level state monitoring
- ✓ Collective message about supply and remote module
- ✓ System supplied via DIN rail bus
- ✓ Up to 28 protection modules per supply module
- ✓ For HF applications, thanks to high transmission speeds
- ✓ Maximum ease of maintenance thanks to the two-piece design
- ✓ Codable plug
- ✓ Impedance-neutral disconnection of plug for maintenance purposes
- ✓ Base element remains an integral part of the installation



Key Commercial Data

Packing unit	1 pc
GTIN	 4 046356 766739
GTIN	4046356766739
Weight per Piece (excluding packing)	122.700 g
Custom tariff number	85363010
Country of origin	Germany

Technical data

Dimensions

Height	109.3 mm
Width	17.7 mm
Depth	77.5 mm (incl. DIN rail 7.5 mm)
Horizontal pitch	1 Div.

Surge protection device - PT-IQ-5-HF+F-5DC-PT - 2801292

Technical data

Ambient conditions

Ambient temperature (operation)	-40 °C ... 70 °C
Ambient temperature (storage/transport)	-40 °C ... 85 °C
Altitude	≤ 4000 m (amsl (above mean sea level))
Degree of protection	IP20

General

Housing material	PA 6.6
Flammability rating according to UL 94	V-0
Color	jet black RAL 9005
Mounting type	DIN rail: 35 mm
Type	DIN rail module, two-section, divisible
Direction of action	Line-Line & Line-Signal Ground/Shield & optional Signal Ground/Shield-Earth Ground
Transmission speed	90 Mbps

Protective circuit

IEC test classification	C1
	C2
	C3
	D1
Nominal voltage U_N	5 V DC
Maximum continuous voltage U_C	6 V DC
	4 V AC
Rated current	600 mA (40 °C)
Operating effective current I_C at U_C	≤ 800 μA (per path)
Residual current I_{PE}	≤ 10 μA (per path)
Nominal discharge current I_n (8/20) μs (line-line)	10 kA
Nominal discharge current I_n (8/20) μs (line-earth)	10 kA
Nominal discharge current I_n (8/20) μs (line-signal ground)	10 kA
Pulse discharge current I_{imp} (10/350) μs (line-earth)	2.5 kA
Total discharge current I_{total} (8/20) μs	20 kA
Voltage protection level U_p (line-line)	≤ 90 V (C1 - 1 kV/500 A)
	≤ 30 V (C3 - 25 A)
	≤ 30 V (C3 - 50 A)
	≤ 140 V (C2 - 10 kV / 5 kA)
Voltage protection level U_p (line-earth)	≤ 730 V (C1 - 1 kV/500 A)
	≤ 900 V (C2 - 10 kV / 5 kA)
	≤ 900 V (C3 - 25 A)
	≤ 900 V (C3 - 50 A)
Voltage protection level U_p (line-signalground)	≤ 90 V (C1 - 1 kV/500 A)
	≤ 30 V (C3 - 25 A)

Surge protection device - PT-IQ-5-HF+F-5DC-PT - 2801292

Technical data

Protective circuit

	≤ 30 V (C3 - 50 A)
	≤ 140 V (C2 - 10 kV / 5 kA)
Voltage protection level U_p static (line-line)	≤ 45 V (C1 - 1 kV/500 A)
Voltage protection level U_p static (line-signalground)	≤ 45 V (C1 - 1 kV/500 A)
Response time t_A (line-line)	≤ 1 ns
Response time t_A (line-signalground)	≤ 1 ns
Response time t_A (line-earth)	≤ 100 ns
Input attenuation aE, sym.	typ. 0.3 dB (≤ 10 MHz/150 Ω)
Input attenuation aE, asym.	typ. 0.3 dB (≤ 10 MHz/150 Ω)
Cut-off frequency f_g (3 dB), sym. in 150 Ohm system	typ. 60 MHz
Cut-off frequency f_g (3 dB), asym. (GND) in 150 Ohm system	typ. 60 MHz
Capacity (line-line)	typ. 30 pF
Capacity (line-signalground)	typ. 30 pF
Resistance per path	1.2 Ω ±5 %
Surge protection fault message	Optical, multi-stage
Max. required back-up fuse	600 mA (FF)
Impulse durability (line-line)	C1 - 1 kV / 500 A
	C2 - 10 kV / 5 kA
	C2 - 10 kA
	C3 - 25 A
	C3 - 50 A
Impulse durability (line-earth)	C1 - 1 kV / 500 A
	C2 - 10 kV / 5 kA
	C2 - 10 kA
	C3 - 25 A
	C3 - 50 A
	D1 - 2.5 kA
Impulse durability (line-signalground)	C1 - 1 kV / 500 A
	C2 - 10 kV / 5 kA
	C2 - 10 kA
	C3 - 25 A
	C3 - 50 A
Pulse reset time (line-line)	≤ 10 ms
Pulse reset time (line-earth)	≤ 10 ms
Pulse reset time (line-signalground)	≤ 10 ms

Connection data

Connection method	Push-in connection
Stripping length	10 mm
Conductor cross section flexible	0.2 mm ² ... 2.5 mm ²
Conductor cross section solid	0.2 mm ² ... 4 mm ²

Surge protection device - PT-IQ-5-HF+F-5DC-PT - 2801292

Technical data

Connection data

Conductor cross section AWG	24 ... 12
-----------------------------	-----------

Connection, equipotential bonding

Connection method	DIN rail NS35
-------------------	---------------

Standards and Regulations

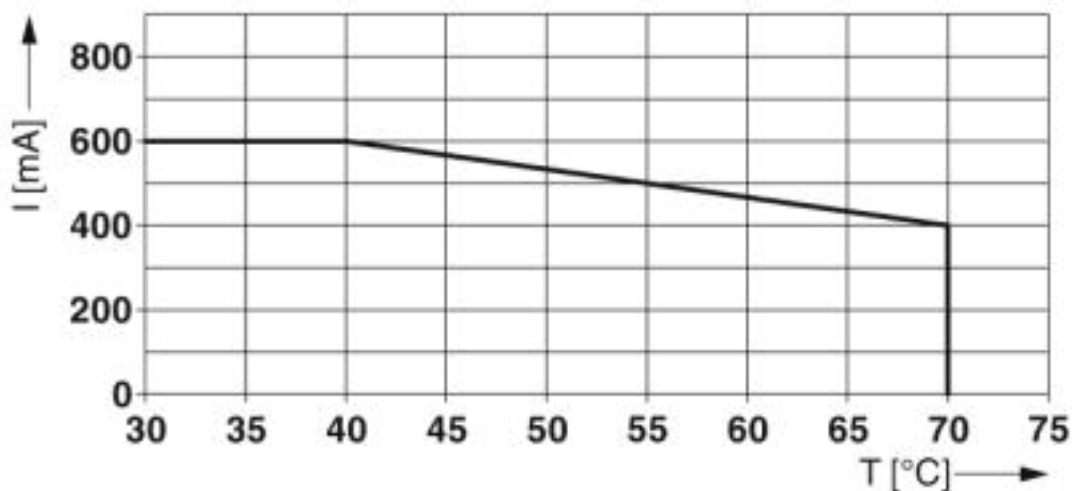
Standards/specifications	IEC 61643-21 2000 + A1:2008 + A2:2012
	EN 61643-21 2001 + A1:2009 + A2:2013
	EN 61000-6-2 2005
	EN 61000-6-3 2007 + A1:2011

Environmental Product Compliance

REACH SVHC	Lead 7439-92-1
China RoHS	Environmentally Friendly Use Period = 50
	For details about hazardous substances go to tab "Downloads", Category "Manufacturer's declaration"

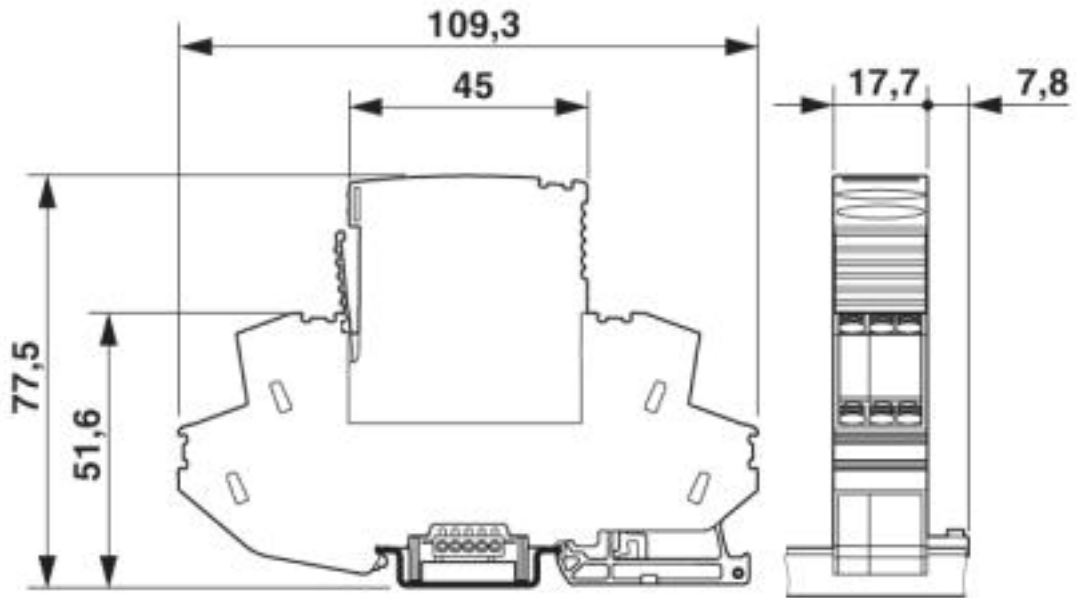
Drawings

Diagram

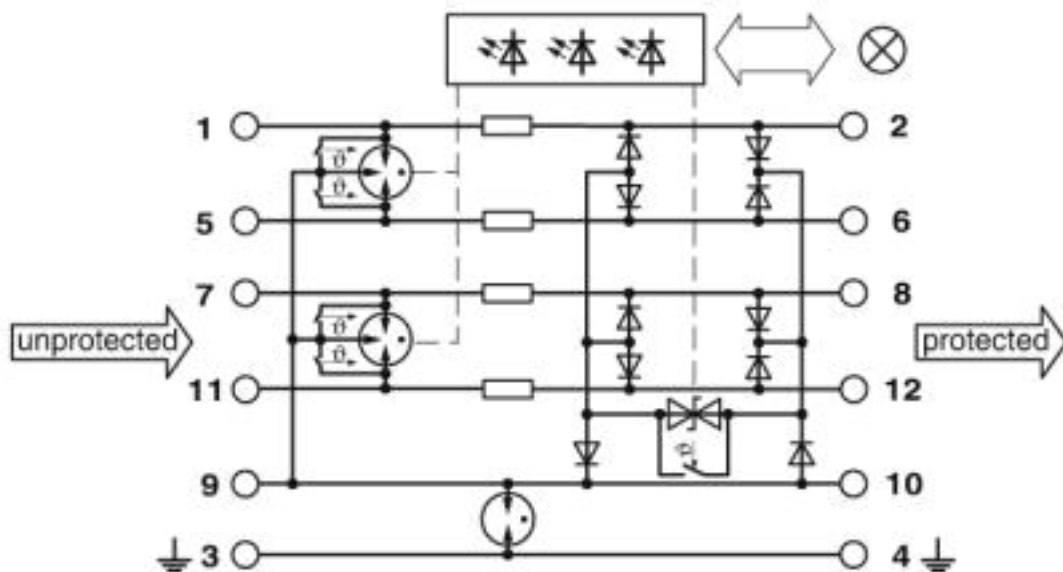


Surge protection device - PT-IQ-5-HF+F-5DC-PT - 2801292

Dimensional drawing



Circuit diagram



Classifications

eCl@ss

eCl@ss 4.0	27130800
eCl@ss 4.1	27130800
eCl@ss 5.0	27130800
eCl@ss 5.1	27130800
eCl@ss 6.0	27130800

Surge protection device - PT-IQ-5-HF+F-5DC-PT - 2801292

Classifications

eCl@ss

eCl@ss 7.0	27130807
eCl@ss 8.0	27130807
eCl@ss 9.0	27130807

ETIM

ETIM 3.0	EC000943
ETIM 4.0	EC000943
ETIM 5.0	EC000943
ETIM 6.0	EC000943
ETIM 7.0	EC000943

UNSPSC

UNSPSC 6.01	30212010
UNSPSC 7.0901	39121610
UNSPSC 11	39121610
UNSPSC 12.01	39121610
UNSPSC 13.2	39121620
UNSPSC 18.0	39121620
UNSPSC 19.0	39121620
UNSPSC 20.0	39121620
UNSPSC 21.0	39121620

Approvals

Approvals


Approvals

CSA / UL Listed / CSAus / EAC / EAC / cCSAus

Ex Approvals

Approval details

CSA		http://www.csagroup.org/services-industries/product-listing/	2761632
-----	---	---	---------

UL Listed		http://database.ul.com/cgi-bin/XYV/template/LISEXT/1FRAME/index.htm	FILE E 138168
-----------	---	---	---------------

Surge protection device - PT-IQ-5-HF+F-5DC-PT - 2801292

Approvals

CSAus		http://www.csagroup.org/services-industries/product-listing/	2761632
EAC			EAC-Zulassung
EAC			RU C- DE.A*30.B01561
cCSAus			

Accessories

Accessories

Device marking

Zack marker strip - ZBN 18:UNBEDRUCKT - 2809128



Zack marker strip, Strip, white, unlabeled, can be labeled with: CMS-P1-PLOTTER, PLOTMARK, mounting type: snap into tall marker groove, for terminal block width: 18 mm, lettering field size: 18 x 5 mm, Number of individual labels: 5

Labeled terminal marker

Zack Marker strip, flat - ZBF 5,LGS:FORTL.ZAHLEN - 0808671



Zack Marker strip, flat, Strip, white, labeled, printed horizontally: consecutive numbers 1 ... 10, 11 ... 20, etc. up to 491 ... 500, mounting type: snap into flat marker groove, for terminal block width: 5 mm, lettering field size: 5.15 x 5.15 mm, Number of individual labels: 10

Zack Marker strip, flat - ZBF 5,LGS:GERADE ZAHLEN - 0810821



Zack Marker strip, flat, Strip, white, labeled, printed horizontally: consecutive numbers 2 ... 20, 22 ... 40, etc. up to 82 ... 100, mounting type: snap into flat marker groove, for terminal block width: 5 mm, lettering field size: 5.15 x 5.15 mm, Number of individual labels: 10

Surge protection device - PT-IQ-5-HF+F-5DC-PT - 2801292

Accessories

Zack Marker strip, flat - ZBF 5,LGS:UNGERADE ZAHLEN - 0810863



Zack Marker strip, flat, Strip, white, labeled, printed horizontally: Odd numbers 1 - 19, 21 - 39, etc. up to 81 - 99, mounting type: snap into flat marker groove, for terminal block width: 5 mm, lettering field size: 5.15 x 5.15 mm, Number of individual labels: 10

Zack Marker strip, flat - ZBF 5,QR:FORTL.ZAHLEN - 0808697



Zack Marker strip, flat, Strip, white, labeled, Printed vertically: consecutive numbers 1 ... 10, 11 ... 20, etc. up to 91 ... 100, mounting type: snap into flat marker groove, for terminal block width: 5 mm, lettering field size: 5.15 x 5.15 mm, Number of individual labels: 10

Marker pen

Marker pen - X-PEN 0,35 - 0811228



Marker pen without ink cartridge, for manual labeling of markers, labeling extremely wipe-proof, line thickness 0.35 mm

Mounting material

End clamp - E/ME TBUS NS35 GY - 2713780



End clamp, stable construction for DIN rail bus connector

PCB plug

Printed-circuit board connector - FK-MC 0,5/ 5-ST-2,5 - 1881354



PCB connector, nominal current: 4 A, rated voltage (III/2): 160 V, Nominal cross section: 0.5 mm², number of positions: 5, pitch: 2.5 mm, connection method: Push-in spring connection, color: green, contact surface: Tin

Surge protection device - PT-IQ-5-HF+F-5DC-PT - 2801292

Accessories

Terminal marking

Zack Marker strip, flat - ZBF 5:UNBEDRUCKT - 0808642



Zack Marker strip, flat, Strip, white, unlabeled, can be labeled with: PLOTMARK, CMS-P1-PLOTTER, mounting type: snap into flat marker groove, for terminal block width: 5 mm, lettering field size: 5.1 x 5.2 mm, Number of individual labels: 10

Zack Marker strip, flat - ZBF 5/WH-100:UNBEDRUCKT - 0808668



Zack Marker strip, flat, Strip, white, unlabeled, can be labeled with: CMS-P1-PLOTTER, PLOTMARK, mounting type: snap into flat marker groove, for terminal block width: 5 mm, lettering field size: 5.15 x 5.15 mm, Number of individual labels: 10

Necessary add-on products

Supply and remote module - PT-IQ-PTB-PT - 2801296



Module for power supply and multi-stage, floating remote signaling of connected surge protection modules.

Additional products

Shield connection - SSA 3-6 - 2839295



Shield fast connection for 3 ... 6 mm cable diameter. Potential connecting cable: 200 mm, 1 mm², color: black

Shield connection - SSA 5-10 - 2839512



Shield fast connection for 5 ... 10 mm cable diameter. Potential connecting cable: 200 mm, 1 mm², color: black

Spare parts

Surge protection device - PT-IQ-5-HF+F-5DC-PT - 2801292

Accessories

Surge protection plug - PT-IQ-5-HF-5DC-P - 2800795



Surge protection plug with integrated multi-stage status indicator on the module for five signal wires. For HF applications. Nominal voltage: 5 V DC

DIN rail bus connectors - PT-IQ-17,5-TBUS-5-2.0 - 2906878



DIN rail connector for PT-IQ system for establishing remote signaling and the power supply when a surge protection module is snapped on.