

Type 2 surge arrester - VAL-MS 320/1+1-FM - 2804393

Please be informed that the data shown in this PDF Document is generated from our Online Catalog. Please find the complete data in the user's documentation. Our General Terms of Use for Downloads are valid (<http://phoenixcontact.com/download>)




Surge arrester for 3-conductor power supply systems (L1, N, PE), consisting of a base element with remote indication contact and protective connectors, for mounting on NS 35.

Your advantages

- ✓ With or without floating remote indication contact
- ✓ Mechanical coding of all slots
- ✓ Disconnect device on each individual plug
- ✓ Optical, mechanical status indication for the individual arresters
- ✓ Type 2 consistent plug-in surge arresters
- ✓ Multi-channel type 2 arresters



Key Commercial Data

Packing unit	1 pc
GTIN	 4 046356 317795
GTIN	4046356317795
Weight per Piece (excluding packing)	233.500 g
Custom tariff number	85363010
Country of origin	Germany

Technical data

Dimensions

Height	96.8 mm
Width	35.6 mm
Depth	65.7 mm (incl. DIN rail 7.5 mm)
Horizontal pitch	2 Div.

Ambient conditions

Degree of protection	IP20 (only when all terminal points are used)
----------------------	---

Type 2 surge arrester - VAL-MS 320/1+1-FM - 2804393

Technical data

Ambient conditions

Ambient temperature (operation)	-40 °C ... 80 °C
Ambient temperature (storage/transport)	-40 °C ... 80 °C
Altitude	≤ 2000 m (amsl (above mean sea level))
Permissible humidity (operation)	5 % ... 95 %
Shock (operation)	25g (Half-sine / 11 ms / 3x ±X, ±Y, ±Z)
Vibration (operation)	5g (10 ... 500 Hz / 2.5 h / X, Y, Z)

General

IEC test classification	II
	T2
EN type	T2
IEC power supply system	TN-S
	TT
Mode of protection	L-N
	L-PE
	N-PE
Mounting type	DIN rail: 35 mm
Color	jet black RAL 9005
Housing material	PA 6.6
	PBT
Degree of pollution	2
Flammability rating according to UL 94	V-0
Type	DIN rail module, two-section, divisible
Number of positions	2
Surge protection fault message	Optical, remote indicator contact

Protective circuit

Nominal voltage U_N	240/415 V AC (TN-S)
	240/415 V AC (TT)
Nominal frequency f_N	50 Hz (60 Hz)
Maximum continuous operating voltage U_C (L-N)	335 V AC
Maximum continuous operating voltage U_C (L-PE)	335 V AC
Maximum continuous voltage U_C (N-PE)	260 V AC
Rated load current I_L	80 A
Residual current I_{PE}	≤ 5 μA
Standby power consumption P_C	≤ 150 mVA
Nominal discharge current I_n (8/20) μs	20 kA
Maximum discharge current I_{max} (8/20) μs	40 kA
Follow current interrupt rating I_{fi} (N-PE)	100 A
Short-circuit current rating I_{SCCR}	25 kA
Voltage protection level U_p (L-N)	≤ 1.5 kV

Type 2 surge arrester - VAL-MS 320/1+1-FM - 2804393

Technical data

Protective circuit

Voltage protection level U_p (L-PE)	≤ 1.8 kV
Voltage protection level U_p (N-PE)	≤ 1.5 kV
Residual voltage U_{res} (L-N)	≤ 1.5 kV (at I_n)
	≤ 1.3 kV (at 10 kA)
	≤ 1.2 kV (at 5 kA)
	≤ 1.1 kV (at 3 kA)
Residual voltage U_{res} (L-PE)	≤ 1.8 kV (at I_n)
	≤ 1.4 kV (at 10 kA)
	≤ 1.2 kV (at 5 kA)
	≤ 1.1 kV (at 3 kA)
Residual voltage U_{res} (N-PE)	≤ 0.4 kV (at I_n)
	≤ 0.25 kV (at 10 kA)
	≤ 0.15 kV (at 5 kA)
	≤ 0.1 kV (at 3 kA)
TOV behavior at U_T (L-N)	415 V AC (5 s / withstand mode)
	440 V AC (120 min / safe failure mode)
TOV behavior at U_T (N-PE)	1200 V AC (200 ms / withstand mode)
Response time t_A (L-N)	≤ 25 ns
Response time t_A (L-PE)	≤ 100 ns
Response time t_A (N-PE)	≤ 100 ns
Max. backup fuse with V-type through wiring	80 A (gG)
Max. backup fuse with branch wiring	125 A (gG)

Indicator/remote signaling

Switching function	PDT contact
Operating voltage	5 V AC ... 250 V AC
	30 V DC
Operating current	5 mA AC ... 1.5 A AC
	1 A DC
Connection method	Plug-in/screw connection via COMBICON
Screw thread	M2
Tightening torque	0.25 Nm
Stripping length	7 mm
Conductor cross section flexible	0.14 mm ² ... 1.5 mm ²
Conductor cross section solid	0.14 mm ² ... 1.5 mm ²
Conductor cross section AWG	28 ... 16

Connection data

Connection method	Screw connection
Screw thread	M5
Tightening torque	3 Nm (1.5 mm ² ... 16 mm ²)

Type 2 surge arrester - VAL-MS 320/1+1-FM - 2804393

Technical data

Connection data

	4.5 Nm (25 mm ² ... 35 mm ²)
Stripping length	16 mm
Conductor cross section flexible	1.5 mm ² ... 25 mm ²
Conductor cross section solid	1.5 mm ² ... 35 mm ²
Conductor cross section AWG	15 ... 2
Connection method	Fork-type cable lug
Conductor cross section flexible	1.5 mm ² ... 16 mm ²

UL specifications

SPD Type	4CA
Maximum continuous operating voltage MCOV (L-L)	640 V AC
Maximum continuous operating voltage MCOV (L-N)	320 V AC
Maximum continuous operating voltage MCOV (L-G)	320 V AC
Maximum continuous operating voltage MCOV (N-G)	260 V AC
Nom. voltage	240 V AC
Mode of protection	L-L
	L-N
	L-G
	N-G
Power distribution system	Single phase
Nominal frequency	50/60 Hz
Measured limiting voltage MLV (L-L)	2900 V
Measured limiting voltage MLV (L-N)	2030 V
Measured limiting voltage MLV (L-G)	2720 V
Measured limiting voltage MLV (N-G)	1370 V
Nominal discharge current I _n (L-L)	20 kA
Nominal discharge current I _n (L-N)	20 kA
Nominal discharge current I _n (L-G)	20 kA
Nominal discharge current I _n (N-G)	20 kA

UL indicator/remote signaling

Operating voltage	125 V AC
Operating current	1 A AC
Tightening torque	4 lb _r -in.
Conductor cross section AWG	30 ... 14

UL connection data

Conductor cross section AWG	10 ... 2
Tightening torque	30 lb _r -in.

Standards and Regulations

Standards/regulations	IEC 61643-11 2011
	EN 61643-11 2012

Type 2 surge arrester - VAL-MS 320/1+1-FM - 2804393

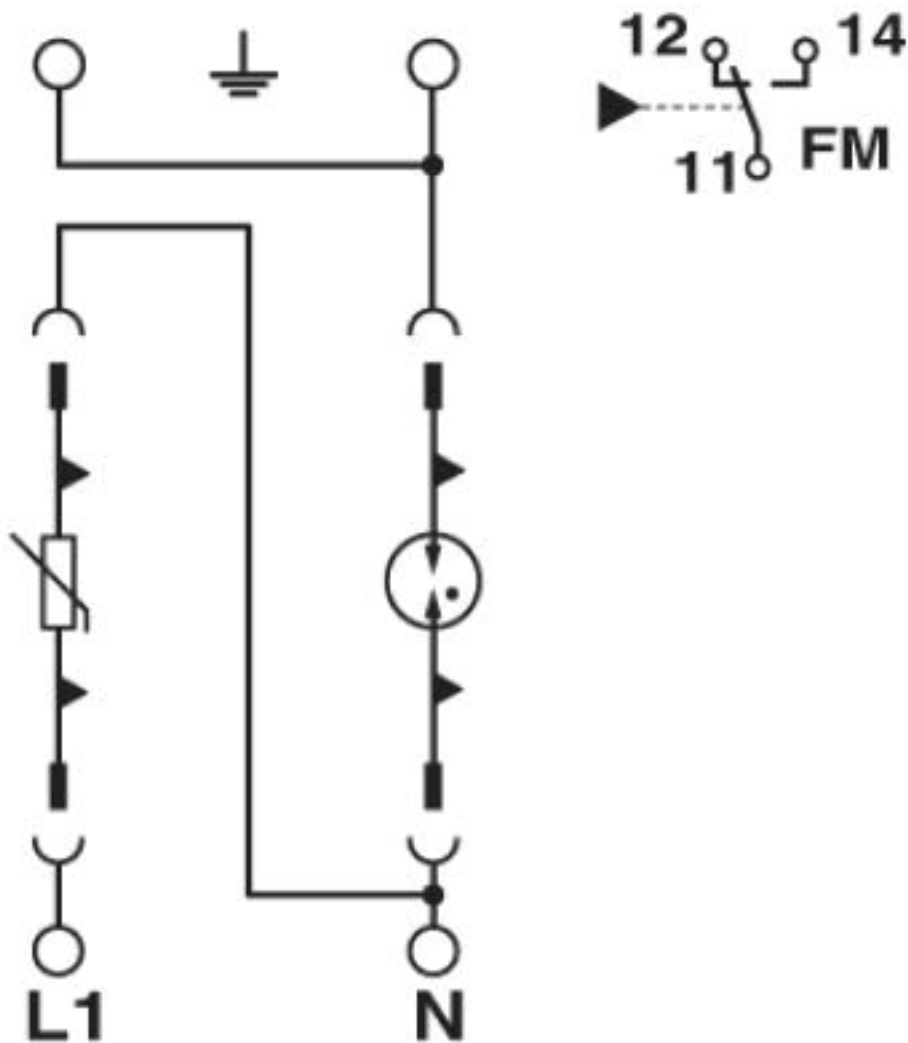
Technical data

Environmental Product Compliance

REACH SVHC	Lead 7439-92-1
China RoHS	Environmentally Friendly Use Period = 50
	For details about hazardous substances go to tab "Downloads", Category "Manufacturer's declaration"

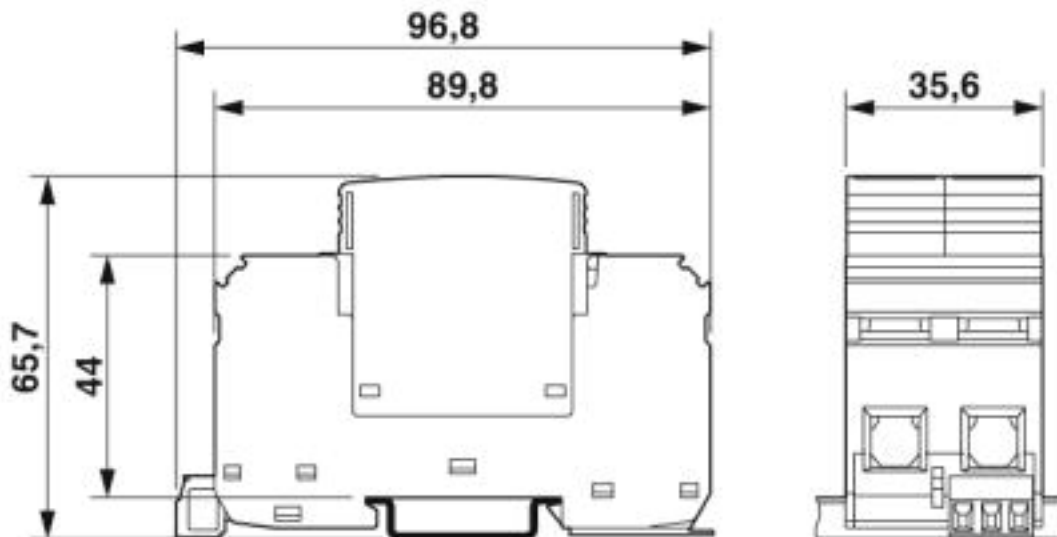
Drawings

Circuit diagram



Type 2 surge arrester - VAL-MS 320/1+1-FM - 2804393

Dimensional drawing



Classifications

eCl@ss

eCl@ss 4.0	27130800
eCl@ss 4.1	27130800
eCl@ss 5.0	27130800
eCl@ss 5.1	27130800
eCl@ss 6.0	27130800
eCl@ss 7.0	27130805
eCl@ss 8.0	27130805
eCl@ss 9.0	27130805

ETIM

ETIM 2.0	EC000941
ETIM 3.0	EC000941
ETIM 4.0	EC000941
ETIM 5.0	EC000941
ETIM 6.0	EC000941
ETIM 7.0	EC000941

UNSPSC

UNSPSC 6.01	30212010
UNSPSC 7.0901	39121610
UNSPSC 11	39121610
UNSPSC 12.01	39121610
UNSPSC 13.2	39121620
UNSPSC 18.0	39121620

Type 2 surge arrester - VAL-MS 320/1+1-FM - 2804393

Classifications

UNSPSC

UNSPSC 19.0	39121620
UNSPSC 20.0	39121620
UNSPSC 21.0	39121620

Approvals

Approvals

Approvals


CSA / CCA / UL Recognized / KEMA-KEUR / cUL Recognized / IECCEB Scheme / ÖVE / EAC / EAC / cULus Recognized

Ex Approvals

Approval details


CSA		http://www.csagroup.org/services-industries/product-listing/	13631
-----	---	---	-------

CCA			NTR-AT 1947-A
-----	--	--	---------------

UL Recognized		http://database.ul.com/cgi-bin/XYV/template/LISEXT/1FRAME/index.htm	FILE E 330181
---------------	---	---	---------------

KEMA-KEUR		http://www.dekra-certification.com	2170208.01
-----------	---	---	------------

cUL Recognized		http://database.ul.com/cgi-bin/XYV/template/LISEXT/1FRAME/index.htm	FILE E 330181
----------------	---	---	---------------

IECEE CB Scheme		http://www.iecee.org/	AT 2905/M1
-----------------	---	---	------------

ÖVE		https://www.ove.at/zertifizierung-pz/zertifizierungsregister/	18583-001-14
-----	---	---	--------------

Type 2 surge arrester - VAL-MS 320/1+1-FM - 2804393

Approvals

EAC		EAC-Zulassung
-----	--	---------------

EAC		RU C- DE.A*30.B01561
-----	--	-------------------------

cULus Recognized		
------------------	--	--

Accessories

Accessories

Bridge

Wiring bridge - MPB 18/1- 2 - 2809209



Wiring bridge for modules with connecting pitch 17.5 mm, 1-phase, 2-pos.

Wiring bridge - MPB 18/1- 3 - 2809212



Wiring bridge for modules with connecting pitch 17.5 mm, 1-phase, 3-pos.

Wiring bridge - MPB 18/1- 4 - 2809225



Wiring bridge for modules with connecting pitch 17.5 mm, 1-phase, 4-pos.

Type 2 surge arrester - VAL-MS 320/1+1-FM - 2804393

Accessories

Wiring bridge - MPB 18/1- 6 - 2748564



Wiring bridge for modules with connecting pitch 17.5 mm, 1-phase, 6-pos.

Wiring bridge - MPB 18/1- 7 BU - 2856278



Wiring bridge for modules with connecting pitch 17.5 mm, 1-phase, 7-pos., color: Blue

Wiring bridge - MPB 18/1- 8 BU - 2858470



Wiring bridge for modules with connecting pitch 17.5 mm, 1-phase, 8-pos., color: Blue

Wiring bridge - MPB 18/1- 8 - 2748577



Wiring bridge for modules with connecting pitch 17.5 mm, 1-phase, 8-pos.

Wiring bridge - MPB 18/1- 9 - 2748580



Wiring bridge for modules with connecting pitch 17.5 mm, 1-phase, 9-pos.

Type 2 surge arrester - VAL-MS 320/1+1-FM - 2804393

Accessories

Wiring bridge - MPB 18/1-12 - 2748593



Wiring bridge for modules with connecting pitch 17.5 mm, 1-phase, 12-pos.

Device marking

Zack marker strip - ZBN 18:UNBEDRUCKT - 2809128



Zack marker strip, Strip, white, unlabeled, can be labeled with: CMS-P1-PLOTTER, PLOTMARK, mounting type: snap into tall marker groove, for terminal block width: 18 mm, lettering field size: 18 x 5 mm, Number of individual labels: 5

Feed-through terminal block

Feed-through terminal block - DK-BIC-35 - 2749880



Feed-through terminal block for VAL and FLT applications

Labeled device marker

Marker for terminal blocks - ZBN 18,LGS:ERDE - 2749589



Marker for terminal blocks, Strip, white, labeled, Horizontal: Grounding symbol, mounting type: snap into tall marker groove, for terminal block width: 18 mm, lettering field size: 18 x 5 mm, Number of individual labels: 5

Marker for terminal blocks - ZBN 18,LGS:L1-N,ERDE - 2749576



Marker for terminal blocks, Strip, white, labeled, Horizontal: L1, L2, L3, N, GND, mounting type: snap into tall marker groove, for terminal block width: 18 mm, lettering field size: 18 x 5 mm, Number of individual labels: 5

Marker pen

Type 2 surge arrester - VAL-MS 320/1+1-FM - 2804393

Accessories

Marker pen - B-STIFT - 1051993



Marker pen, for manual labeling of unprinted Zack strips, smear-proof and waterproof, line thickness 0.5 mm

Spare parts

Type 2 surge protection plug - VAL-MS 320 ST - 2838843



Surge protection connector type 2 with high-capacity varistor for VAL-MS base element, thermal monitoring, visual fault warning. Design: 320 V AC

Type 2 surge protection plug - F-MS 12 ST - 2817990



Surge protection plug type 2, with N-PE total current spark gap for base element.
