

Type 2 surge protection device - VAL-US 60/O-FM - 2906280

Please be informed that the data shown in this PDF Document is generated from our Online Catalog. Please find the complete data in the user's documentation. Our General Terms of Use for Downloads are valid (<http://phoenixcontact.com/download>)




Surge arresters consisting of base element and protective connector with high-capacity varistor, for mounting on NS 35/7.5, 1-channel

Your advantages

- ✓ Plug-in direction parallel to the conductor axis
- ✓ Versions with and without floating remote indication contact
- ✓ Rack-mount 2U panel applications
- ✓ Accepts Type 1 and Type 2 VAL-MS plugs.
- ✓ Coding when protective plug is inserted for the first time
- ✓ DIN rail mounting



Key Commercial Data

Packing unit	12 pc
Minimum order quantity	12 pc
GTIN	 4 055626 063058
GTIN	4055626063058
Weight per Piece (excluding packing)	129.080 g
Custom tariff number	85363090
Country of origin	Germany
Note	Made to Order (non-returnable)

Technical data

Dimensions

Height	77.1 mm
Width	17.6 mm
Depth	89.2 mm

Ambient conditions

Type 2 surge protection device - VAL-US 60/O-FM - 2906280

Technical data

Ambient conditions

Degree of protection	IP20
	IP20 (only when all terminal points are used)
Ambient temperature (operation)	-40 °C ... 80 °C
Ambient temperature (storage/transport)	-40 °C ... 80 °C
Altitude	max. 2000 m
Permissible humidity (operation)	5 % ... 95 %
Shock (operation)	25g (Half-sine / 11 ms / 3x ±X, ±Y, ±Z)
Vibration (operation)	5g (10 ... 500 Hz / 2.5 h / X, Y, Z)

General

IEC test classification	II
	T2
EN type	T2
Mode of protection	L-PEN
	(L+) - (L-)
	(L-) - PE
	(L+) - PE
Mounting type	DIN rail: 35 mm
Color	black
Housing material	PBT
Degree of pollution	2
Flammability rating according to UL 94	V0
Type	DIN rail module, two-section, divisible
Number of positions	1
Surge protection fault message	Optical, remote indicator contact

Protective circuit

Nominal voltage U_N	60 V DC
	-48 V DC (RRH)
Nominal frequency f_N	50 Hz (60 Hz)
Maximum continuous voltage U_C	75 V AC
	100 V DC
Maximum continuous operating voltage U_C (L-N)	75 V AC
	100 V DC
Maximum continuous operating voltage U_C (L-PEN)	75 V AC
	100 V DC
Rated load current I_L	80 A
Residual current I_{PE}	≤ 0.45 mA
Standby power consumption P_C	≤ 35 mVA
Nominal discharge current I_n (8/20) μs	15 kA
Nominal discharge current I_n (8/20) μs (L-N)	15 kA

Type 2 surge protection device - VAL-US 60/O-FM - 2906280

Technical data

Protective circuit

Nominal discharge current I_n (8/20) μs (L-PEN)	15 kA
Maximum discharge current I_{max} (8/20) μs	40 kA
Maximum discharge current I_{max} (8/20) μs (L-N)	40 kA
Maximum discharge current I_{max} (8/20) μs (L-PEN)	40 kA
Short-circuit current rating I_{SCCR}	25 kA
Voltage protection level U_p	≤ 0.55 kV
Voltage protection level U_p (L-N)	≤ 0.55 kV
Voltage protection level U_p (L-PEN)	≤ 0.55 kV
Residual voltage U_{res}	≤ 0.55 kV (at I_n)
	≤ 0.425 kV (at 10 kA)
	≤ 0.325 kV (at 5 kA)
	≤ 0.275 kV (at 3 kA)
TOV behavior at U_T	100 V AC (5 s / withstand mode)
TOV behavior at U_T (L-N)	100 V AC (5 s / withstand mode)
TOV behavior at U_T (L-PEN)	100 V AC (5 s / withstand mode)
Response time t_A	≤ 25 ns
Response time t_A (L-N)	≤ 25 ns
Response time t_A (L-PEN)	≤ 25 ns
Max. backup fuse with V-type through wiring	80 A AC (gG)
Max. backup fuse with branch wiring	125 A AC (gG)

Indicator/remote signaling

Switching function	PDT contact
Operating voltage	5 V AC ... 250 V AC
	125 V AC (UL)
	125 V DC (200 mA DC)
Operating current	5 mA AC ... 1.5 A
	1 A (UL)
	1 A (30 V DC)
Connection method	Screw connection
Screw thread	M2
Tightening torque	0.25 Nm
	4 lb _f -in. (UL)
Stripping length	7 mm
Conductor cross section flexible min.	0.14 mm ²
Conductor cross section flexible max.	1.5 mm ²
Conductor cross section solid min.	0.14 mm ²
Conductor cross section solid max.	1.5 mm ²
Conductor cross section AWG	28 ... 16
	30 ... 14 (UL)

Type 2 surge protection device - VAL-US 60/O-FM - 2906280

Technical data

Connection data

Connection method	Biconnect terminal blocks
Screw thread	M5
Tightening torque	3 Nm ... 4.5 Nm (UL)
	27 lb _F -in. ... 40 lb _F -in. (UL)
Stripping length	16 mm
Conductor cross section flexible min.	1.5 mm ²
Conductor cross section flexible max.	25 mm ²
Conductor cross section solid min.	1.5 mm ²
Conductor cross section solid max.	35 mm ²
Conductor cross section AWG	15 ... 2 (IEC)
	10 ... 2 (UL)
Connection method	Screw connection
Screw thread	M5
Tightening torque	4.5 Nm
	30 lb _F -in. (UL)
Stripping length	16 mm
Conductor cross section flexible min.	1.5 mm ²
Conductor cross section flexible max.	25 mm ²
Conductor cross section solid min.	1.5 mm ²
Conductor cross section solid max.	35 mm ²
Conductor cross section AWG	15 ... 2
	10 ... 2 (UL)

UL specifications

SPD Type	4CA
Maximum continuous operating voltage MCOV	75 V AC
Maximum continuous operating voltage MCOV (L-N)	75 V AC
Maximum continuous operating voltage MCOV (L-G)	75 V AC
Maximum continuous operating voltage MCOV (L+) - (L-)	100 V DC
Maximum continuous operating voltage MCOV (L+/L-) - G	100 V DC
Nominal voltage	60 V DC
Mode of protection	L-L
	L-G
	(L+) - (L-)
	(L+) - G
	(L-) - G
Power distribution system	Single phase
Voltage protection rating VPR	500 V
Voltage protection rating VPR (L-N)	0.5 kV
Voltage protection rating VPR (L+) - (L-)	0.33 kV
Voltage protection rating VPR (L+/L-) -G	0.33 kV

Type 2 surge protection device - VAL-US 60/O-FM - 2906280

Technical data

UL specifications

Measured limiting voltage MLV (L-N)	630 V
Measured limiting voltage MLV	630 V
Nominal discharge current I_n	10 kA
Nominal discharge current I_n (L-N)	10 kA
Nominal discharge current I_n (L+) - (L-)	10 kA
Nominal discharge current I_n (L+/L-) - G	10 kA

UL indicator/remote signaling

Operating voltage	125 V AC
Operating current	1 A AC
Tightening torque	2 lb _F -in. ... 4 lb _F -in.
Conductor cross section AWG	30 ... 14

UL connection data

Conductor cross section AWG	10 ... 2
Tightening torque	30 lb _F -in.

Standards and Regulations

Standards/regulations	EN 61643-11/A11 2007
-----------------------	----------------------

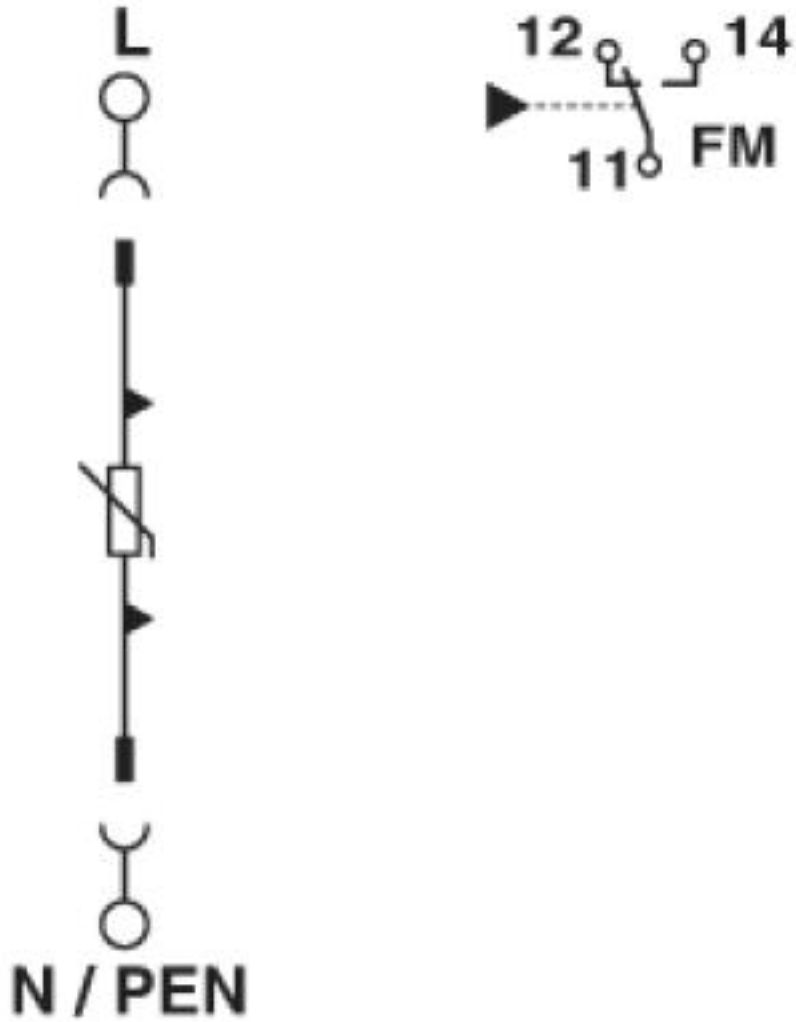
Environmental Product Compliance

	Lead 7439-92-1
China RoHS	Environmentally Friendly Use Period = 50
	For details about hazardous substances go to tab "Downloads", Category "Manufacturer's declaration"

Drawings

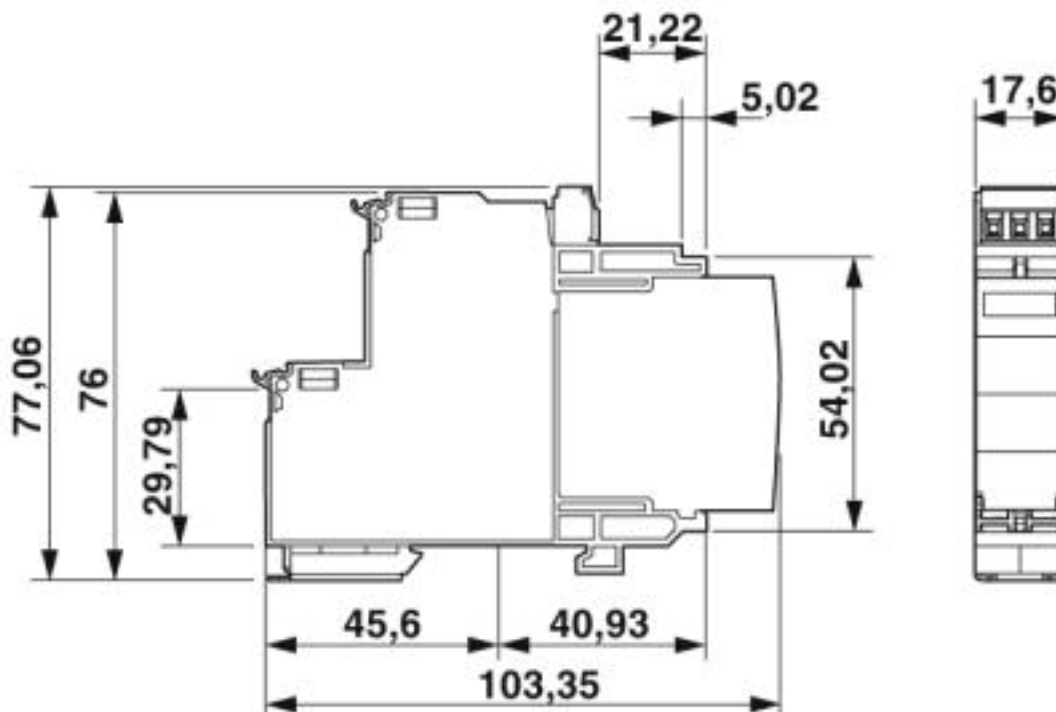
Type 2 surge protection device - VAL-US 60/O-FM - 2906280

Circuit diagram



Type 2 surge protection device - VAL-US 60/O-FM - 2906280

Dimensional drawing



Classifications

eCl@ss

eCl@ss 4.0	27130800
eCl@ss 4.1	27130800
eCl@ss 5.0	27130800
eCl@ss 5.1	27130800
eCl@ss 6.0	27130800
eCl@ss 7.0	27130805
eCl@ss 8.0	27130805
eCl@ss 9.0	27130805

ETIM

ETIM 5.0	EC000941
ETIM 6.0	EC000941
ETIM 7.0	EC000941

UNSPSC

UNSPSC 13.2	39121620
UNSPSC 18.0	39121620
UNSPSC 19.0	39121620
UNSPSC 20.0	39121620
UNSPSC 21.0	39121620

Type 2 surge protection device - VAL-US 60/O-FM - 2906280

Approvals

Approvals

Approvals

UL Recognized / cUL Recognized / cULus Recognized

Ex Approvals

Approval details

UL Recognized		http://database.ul.com/cgi-bin/XYV/template/LISEXT/1FRAME/index.htm	FILE E 330181
---------------	--	---	---------------

cUL Recognized		http://database.ul.com/cgi-bin/XYV/template/LISEXT/1FRAME/index.htm	FILE E 330181
----------------	--	---	---------------

cULus Recognized			
------------------	--	--	--

Accessories

Accessories

Bridge

Wiring bridge - MPB 18/1- 2 - 2809209



Wiring bridge for modules with connecting pitch 17.5 mm, 1-phase, 2-pos.

Wiring bridge - MPB 18/1- 3 - 2809212



Wiring bridge for modules with connecting pitch 17.5 mm, 1-phase, 3-pos.

Type 2 surge protection device - VAL-US 60/O-FM - 2906280

Accessories

Wiring bridge - MPB 18/1- 4 - 2809225



Wiring bridge for modules with connecting pitch 17.5 mm, 1-phase, 4-pos.

Wiring bridge - MPB 18/1- 6 - 2748564



Wiring bridge for modules with connecting pitch 17.5 mm, 1-phase, 6-pos.

Wiring bridge - MPB 18/1- 7 BU - 2856278



Wiring bridge for modules with connecting pitch 17.5 mm, 1-phase, 7-pos., color: Blue

Wiring bridge - MPB 18/1- 8 BU - 2858470



Wiring bridge for modules with connecting pitch 17.5 mm, 1-phase, 8-pos., color: Blue

Wiring bridge - MPB 18/1- 8 - 2748577



Wiring bridge for modules with connecting pitch 17.5 mm, 1-phase, 8-pos.

Type 2 surge protection device - VAL-US 60/O-FM - 2906280

Accessories

Wiring bridge - MPB 18/1- 9 - 2748580



Wiring bridge for modules with connecting pitch 17.5 mm, 1-phase, 9-pos.

Wiring bridge - MPB 18/1-12 - 2748593



Wiring bridge for modules with connecting pitch 17.5 mm, 1-phase, 12-pos.

Wiring bridge - MPB 18/1-57 - 2809238



Wiring bridge for modules with connecting pitch 17.5 mm, 1-phase, 57-pos.

Wiring bridge - MPB 18/3- 6 - 2809241



Wiring bridge for modules with connecting pitch 17.5 mm, 3-phase, 6-pos.

Wiring bridge - MPB 18/4- 8 - 2809283



Wiring bridge for modules with connecting pitch 17.5 mm, 4-phase, 8-pos.

Type 2 surge protection device - VAL-US 60/O-FM - 2906280

Accessories

Wiring bridge - MPB 18/4-12 - 2809296



Wiring bridge for modules with connecting pitch 17.5 mm, 4-phase, 12-pos.

Wiring bridge - MPB F200X16/ 1GS - 2818339



Wiring bridge flexible, diameter 16 mm², with a fork-type cable lug on one side, length: 200 mm

Wiring bridge - MPB F400X16/ 1GS - 2818342



Wiring bridge flexible, diameter 16 mm², with a fork-type cable lug on one side, length: 400 mm

Wiring bridge - MPB F600X16/ 1GS - 2818355



Wiring bridge flexible, diameter: 16 mm², with a fork-type cable lug on one side, length: 600 mm

Wiring bridge - MPB F600X16/ 1GS - 2818355



Wiring bridge flexible, diameter: 16 mm², with a fork-type cable lug on one side, length: 600 mm

Type 2 surge protection device - VAL-US 60/O-FM - 2906280

Accessories

Wiring bridge - MPB F400X16/ 1GS - 2818342



Wiring bridge flexible, diameter 16 mm², with a fork-type cable lug on one side, length: 400 mm

Wiring bridge - MPB F200X16/ 1GS - 2818339



Wiring bridge flexible, diameter 16 mm², with a fork-type cable lug on one side, length: 200 mm

Wiring bridge - MPB 18/1-10/1.0.0 - 2830443



Wiring bridge for modules with connecting pitch 17.5 mm, 1-phase, 10 pitches with contact sequence 1-0-0

Wiring bridge - MPB 18/4-12 - 2809296



Wiring bridge for modules with connecting pitch 17.5 mm, 4-phase, 12-pos.

Wiring bridge - MPB 18/4- 8 - 2809283



Wiring bridge for modules with connecting pitch 17.5 mm, 4-phase, 8-pos.

Type 2 surge protection device - VAL-US 60/O-FM - 2906280

Accessories

Wiring bridge - MPB 18/3- 6 - 2809241



Wiring bridge for modules with connecting pitch 17.5 mm, 3-phase, 6-pos.

Wiring bridge - MPB 18/1-57 - 2809238



Wiring bridge for modules with connecting pitch 17.5 mm, 1-phase, 57-pos.

Wiring bridge - MPB 18/1-12 - 2748593



Wiring bridge for modules with connecting pitch 17.5 mm, 1-phase, 12-pos.

Wiring bridge - MPB 18/1- 9 - 2748580



Wiring bridge for modules with connecting pitch 17.5 mm, 1-phase, 9-pos.

Wiring bridge - MPB 18/1- 8 - 2748577



Wiring bridge for modules with connecting pitch 17.5 mm, 1-phase, 8-pos.

Type 2 surge protection device - VAL-US 60/O-FM - 2906280

Accessories

Wiring bridge - MPB 18/1- 6 - 2748564



Wiring bridge for modules with connecting pitch 17.5 mm, 1-phase, 6-pos.

Wiring bridge - MPB 18/1- 4 - 2809225



Wiring bridge for modules with connecting pitch 17.5 mm, 1-phase, 4-pos.

Wiring bridge - MPB 18/1- 3 - 2809212



Wiring bridge for modules with connecting pitch 17.5 mm, 1-phase, 3-pos.

Wiring bridge - MPB 18/1- 2 - 2809209



Wiring bridge for modules with connecting pitch 17.5 mm, 1-phase, 2-pos.

Device marking

Zack marker strip - ZBN 18:UNBEDRUCKT - 2809128



Zack marker strip, Strip, white, unlabeled, can be labeled with: CMS-P1-PLOTTER, PLOTMARK, mounting type: snap into tall marker groove, for terminal block width: 18 mm, lettering field size: 18 x 5 mm, Number of individual labels: 5

Feed-through terminal block

Type 2 surge protection device - VAL-US 60/O-FM - 2906280

Accessories

Feed-through terminal block - DK-BIC-35 - 2749880



Feed-through terminal block for VAL and FLT applications

Labeled device marker

Marker for terminal blocks - ZBN 18,LGS:ERDE - 2749589



Marker for terminal blocks, Strip, white, labeled, Horizontal: Grounding symbol, mounting type: snap into tall marker groove, for terminal block width: 18 mm, lettering field size: 18 x 5 mm, Number of individual labels: 5

Marker for terminal blocks - ZBN 18,LGS:L1-N,ERDE - 2749576



Marker for terminal blocks, Strip, white, labeled, Horizontal: L1, L2, L3, N, GND, mounting type: snap into tall marker groove, for terminal block width: 18 mm, lettering field size: 18 x 5 mm, Number of individual labels: 5

Marker pen

Marker pen - B-STIFT - 1051993



Marker pen, for manual labeling of unprinted Zack strips, smear-proof and waterproof, line thickness 0.5 mm

Spare parts

Type 2 surge protection base element - VAL-MS-T1/T2 BE/O-FM - 2905652



Base element for type 1/2 arresters from the VALVETRAB MS T1/T2 product range, with remote indication contact. Version: 1-channel

