

Safety relays - PSR-MC37-3NO-1NC-24DC-SC - 2702411

Please be informed that the data shown in this PDF Document is generated from our Online Catalog. Please find the complete data in the user's documentation. Our General Terms of Use for Downloads are valid (<http://phoenixcontact.com/download>)



Safety relay for emergency switching off and safety doors as well as for elevator applications up to SILCL 3, Cat. 4, PL e, 1 or 2-channel operation, automatic or manual start, cross-circuit detection, 3 enabling current paths, $U_S = 24\text{ V DC}$, plug-in screw terminal block

Your advantages

- ✓ Up to Cat.4/PL e according to ISO 13849-1, SILCL 3 according to IEC 62061
- ✓ Suitable for lift applications according to EN 81-20
- ✓ Low housing width of only 22.5mm
- ✓ 3 enabling current paths, 1 signaling current path, 1 digital signal output
- ✓ Automatic and manual activation
- ✓ Cross-circuit detection



Key Commercial Data

Packing unit	1 pc
GTIN	
GTIN	4055626276960
Weight per Piece (excluding packing)	183.880 g
Custom tariff number	85371098
Country of origin	Germany

Technical data

Note

Utilization restriction	EMC: class A product, see manufacturer's declaration in the download area
-------------------------	---

Dimensions

Width	22.5 mm
Height	112.2 mm
Depth	114.5 mm

Safety relays - PSR-MC37-3NO-1NC-24DC-SC - 2702411

Technical data

Ambient conditions

Ambient temperature (operation)	-40 °C ... 60 °C (observe derating)
Ambient temperature (storage/transport)	-40 °C ... 85 °C
Max. permissible relative humidity (operation)	75 % (on average, 85% infrequently, non-condensing)
Max. permissible humidity (storage/transport)	75 % (on average, 85% infrequently, non-condensing)
Maximum altitude	≤ 2000 m (Above sea level)

Power supply

Designation	A1/A2
Rated control circuit supply voltage U_s	24 V DC -20 % / +25 %
	19.2 V DC ... 30 V DC
Rated control supply current I_s	typ. 70 mA
Power consumption at U_s	typ. 1.68 W
Inrush current	2 A ($\Delta t = 300 \mu s$ at U_s)
Protective circuit	Surge protection Suppressor diode
	Protection against polarity reversal for rated control circuit supply voltage

Digital inputs

Input name	Sensor circuit
	S12, S22
Description of the input	safety-related sensor inputs
	NPN (S12), NPN/PNP (S22)
Input voltage range "0" signal	0 V DC ... 5 V DC (for safe Off; at S12 and S22)
Input current range "0" signal	0 mA ... 2 mA (for safe Off; at S12 and S22)
Inrush current	< 5 mA ($\Delta t = 500 \mu s$, for U_s/I_x at S12)
	> -5 mA ($\Delta t = 500 \mu s$, for U_s/I_x at S22)
Current consumption	< 4 mA (with U_s/I_x to S12/S22)
Filter time	max. 3 ms (at S12, S22; test pulse width; blanking pulses/dark test)
	1 s (at S12, S22; test pulse rate; blanking pulses/dark test)
	Where test pulse width ≤ 1 ms: test pulse rate = 5 x test pulse width
	max. 1 ms (at S12, S22; test pulse width; switch-on pulses/light test)
	100 ms (at S12, S22; test pulse rate; switch-on pulses/light test)
	Unless switch-on pulses/light tests are safety-related, they should be disabled.
Max. permissible overall conductor resistance	150 Ω
Input name	Start circuit
	S35
Description of the input	non-safety-related
	NPN
Number of inputs	1
Input voltage range "1" signal	19.2 V DC ... 30 V DC
Inrush current	< 10 mA ($\Delta t = 500 \mu s$)
Current consumption	< 0.5 mA

Safety relays - PSR-MC37-3NO-1NC-24DC-SC - 2702411

Technical data

Digital inputs

Max. permissible overall conductor resistance	150 Ω
Protective circuit/component	Suppressor diode

Relay outputs: enabling current path

Output name	Enabling current path
	13/14, 23/24, 33/34
Output description	safety-related N/O contacts
Number of outputs	3 (undelayed)
Contact type	3 enabling current paths
Contact material	AgSnO ₂
Switching voltage	min. 5 V AC/DC
	max. 250 V AC/DC (Observe the load curve)
Limiting continuous current	6 A (observe derating)
Inrush current	min. 10 mA
	max. 6 A
Sq. Total current	72 A ² (observe derating)
Switching capacity	min. 50 mW
Switching frequency	0.5 Hz
Interrupting rating (ohmic load) max.	1500 VA (250 V AC, τ = 0 ms)
	For additional values, see load curve
Maximum interrupting rating (inductive load)	48 W (24 V DC, τ = 40 ms)
	40 W (48 V DC, τ = 40 ms)
	36 W (60 V DC, τ = 40 ms)
	35 W (110 V DC, τ = 40 ms)
	33 W (220 V DC, τ = 40 ms)
	1500 VA (250 V AC, τ = 40 ms)
Mechanical service life	10x 10 ⁶ cycles
Switching capacity according to IEC 60947-5-1	5 A (24 V (DC13))
	5 A (250 V (AC15))
Output fuse	6 A gL/gG (N/O contact)

Relay outputs: return current/signaling current path

Output name	Signaling current path
Output description	non-safety-related N/C contact
Number of outputs	1 (undelayed)
Contact type	1 signaling current path
Contact material	AgSnO ₂
Switching voltage	min. 5 V AC/DC
	max. 250 V AC/DC
Limiting continuous current	1 A
Inrush current	min. 10 mA

Safety relays - PSR-MC37-3NO-1NC-24DC-SC - 2702411

Technical data

Relay outputs: return current/signaling current path

	max. 6 A ($\Delta t = 100 \text{ ms}$)
Sq. Total current	1 A ²
Switching capacity	min. 50 mW
Switching frequency	0.5 Hz
Mechanical service life	10x 10 ⁶ cycles
Output fuse	1 A gL/gG

Alarm outputs

Designation	Y32
Output description	non-safety-related
Number of outputs	1 (digital)
Voltage	23 V DC ($U_s - 1 \text{ V}$)
Current	max. 100 mA
Maximum inrush current	1 A ($\Delta t = 5 \text{ ms}$ at U_s)
Short-circuit protection	Yes

Times

Typical pickup time at US	< 100 ms (when controlled via A1)
Typical response time at US	< 100 ms (automatic start)
Typical release time at US	< 20 ms (when controlled via A1 or S12)
Restart time	< 1 s (Boot time)
Recovery time	< 500 ms

General

Relay type	Electromechanical relay with forcibly guided contacts in accordance with EN 50205
Nominal operating mode	100% operating factor
Net weight	183.88 g
Mounting position	vertical or horizontal
Mounting type	DIN rail mounting
Assembly instructions	See derating curve
Degree of protection	IP20
Min. degree of protection of inst. location	IP54
Housing color	yellow
Operating voltage display	1 x green LED
Status display	3 x green LED

Connection data

Connection method	Screw connection
pluggable	Yes
Conductor cross section solid min.	0.2 mm ²
Conductor cross section solid max.	2.5 mm ²
Conductor cross section flexible min.	0.2 mm ²

Safety relays - PSR-MC37-3NO-1NC-24DC-SC - 2702411

Technical data

Connection data

Conductor cross section flexible max.	2.5 mm ²
Conductor cross section AWG min.	24
Conductor cross section AWG max.	12
Stripping length	7 mm
Screw thread	M3

Safety-related characteristic data

Stop category	0
Designation	IEC 61508 - High demand
Safety Integrity Level (SIL)	3
Designation	IEC 61508 - Low demand
Safety Integrity Level (SIL)	3
Designation	EN ISO 13849
Performance level (PL)	e (5 A DC13; 5 A AC15; 8760 switching cycles/year)
Category	4
Designation	EN 62061
Safety Integrity Level Claim Limit (SIL CL)	3

Standards and Regulations

Designation	Air clearances and creepage distances between the power circuits
Standards/regulations	DIN EN 60664-1:2008
Rated insulation voltage	250 V AC
	250 V AC
Rated surge voltage/insulation	Basic insulation 4 kV between all current paths
	Basic insulation 4 kV between all current paths and housing
Degree of pollution	2
Overvoltage category	II
Shock	15g for Δt = 11 ms (continuous shock: 10g for Δt = 16 ms)
Vibration (operation)	10 Hz ... 150 Hz, 2g
Conformance	CE-compliant

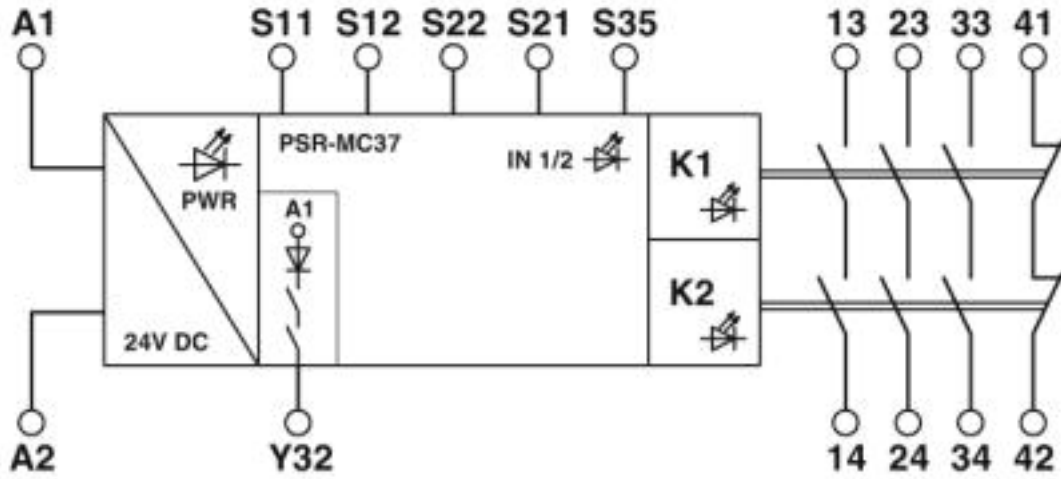
Environmental Product Compliance

REACH SVHC	Lead 7439-92-1
China RoHS	Environmentally Friendly Use Period = 50
	For details about hazardous substances go to tab "Downloads", Category "Manufacturer's declaration"

Drawings

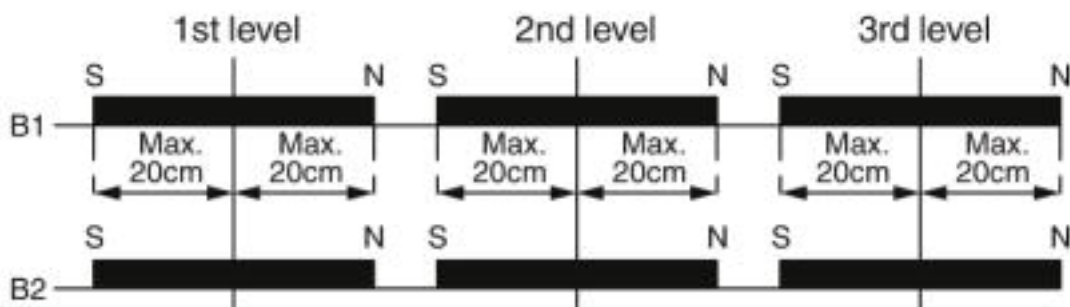
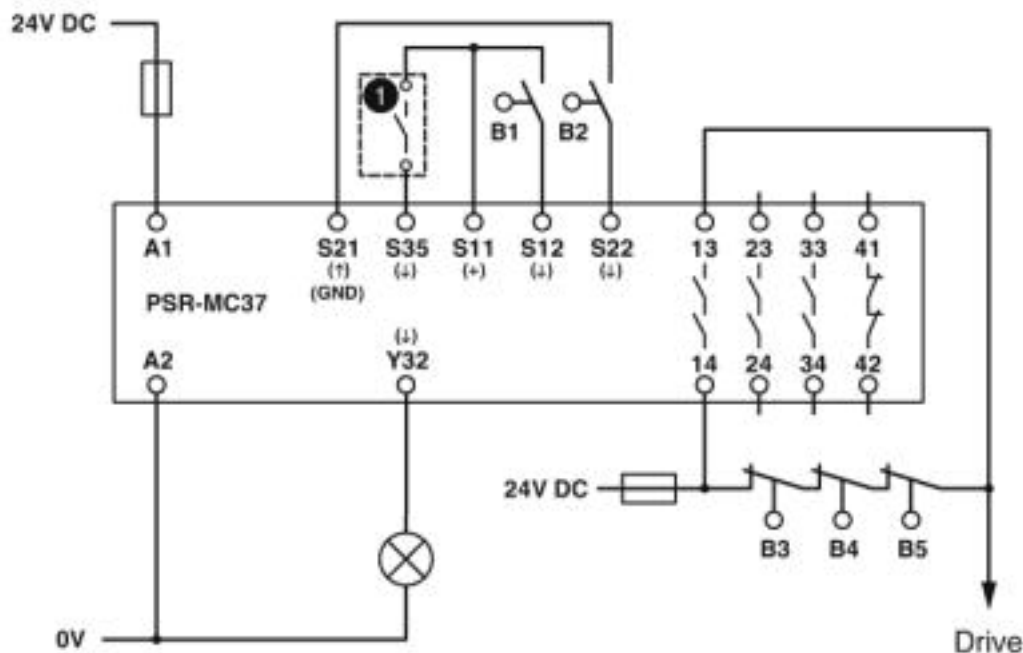
Safety relays - PSR-MC37-3NO-1NC-24DC-SC - 2702411

Block diagram



Safety relays - PSR-MC37-3NO-1NC-24DC-SC - 2702411

Circuit diagram



Classifications

eCl@ss

eCl@ss 4.0	40020600
eCl@ss 4.1	40020600
eCl@ss 5.0	27371900
eCl@ss 5.1	27371900
eCl@ss 6.0	27371800
eCl@ss 7.0	27371819
eCl@ss 8.0	27371819
eCl@ss 9.0	27371819

ETIM

ETIM 3.0	EC001449
----------	----------

Safety relays - PSR-MC37-3NO-1NC-24DC-SC - 2702411

Classifications

ETIM

ETIM 4.0	EC001449
ETIM 5.0	EC001449
ETIM 6.0	EC001449
ETIM 7.0	EC001449

UNSPSC

UNSPSC 13.2	39121501
UNSPSC 18.0	39122205
UNSPSC 19.0	39122205
UNSPSC 20.0	39122205
UNSPSC 21.0	39122205

Approvals

Approvals

Approvals

Functional Safety / UL Listed / cUL Listed / Functional Safety / Functional Safety / cULus Listed

Ex Approvals

Approval details

Functional Safety		44-205-15124305
-------------------	--	-----------------


UL Listed		http://database.ul.com/cgi-bin/XYV/template/LISEXT/1FRAME/index.htm	FILE E 140324
-----------	--	---	---------------


cUL Listed		http://database.ul.com/cgi-bin/XYV/template/LISEXT/1FRAME/index.htm	FILE E 140324
------------	--	---	---------------

Functional Safety		44-208-15124305
-------------------	--	-----------------

Safety relays - PSR-MC37-3NO-1NC-24DC-SC - 2702411

Approvals

Functional Safety		44-786-161627
-------------------	---	---------------

cULus Listed		
--------------	---	--