

# Relay Module - RIF-2-RPT-LDP-24DC/4X21/EX - 2909741

Please be informed that the data shown in this PDF Document is generated from our Online Catalog. Please find the complete data in the user's documentation. Our General Terms of Use for Downloads are valid (<http://phoenixcontact.com/download>)



Pre-assembled relay module consisting of: relay base, function plug-in module, power contact relay, and retaining bracket, approval in accordance with ATEX/IECEX (Zone 2) and Ex Zone Class I, Div. 2, Push-in connection, 4 PDTs, Input voltage: 24 V DC

## Product Description

The pluggable electromechanical and solid-state relays in the RIFLINE complete product range and the base are recognized and approved in accordance with UL 508.

The relevant approvals can be called up at the individual components in question.



## Key Commercial Data

Packing unit	10 pc
GTIN	 4 055626 379913
GTIN	4055626379913
Weight per Piece (excluding packing)	109.630 g
Custom tariff number	85364110
Country of origin	China

## Technical data

### Note

Utilization restriction	EMC: class A product, see manufacturer's declaration in the download area
-------------------------	---

### Dimensions

Width	31 mm
Height	96 mm
Depth	75 mm

### Ambient conditions

Ambient temperature (operation)	-40 °C ... 60 °C
Ambient temperature (storage/transport)	-40 °C ... 85 °C
Degree of protection	IP20 (Relay base)

# Relay Module - RIF-2-RPT-LDP-24DC/4X21/EX - 2909741

## Technical data

### Ambient conditions

	RT III (Relay)
--	----------------

### Coil side

Nominal input voltage $U_N$	24 V DC
Input voltage range in reference to $U_N$	see diagram
Typical input current at $U_N$	42 mA
Typical response time	13 ms
Typical release time	14 ms
Coil voltage	24 V DC
Protective circuit	Damping diode
Operating voltage display	Yellow LED
Power dissipation for nominal condition	1.01 W

### Contact side

Contact type	4 PDTs
Type of switch contact	Single contact
Contact material	AgNi
Maximum switching voltage	250 V AC/DC
Minimum switching voltage	5 V (At 24 mA)
Min. switching current	5 mA (at 24 V)
Maximum inrush current	16 A (20 ms, N/O contact)
Limiting continuous current	6 A (see diagram)
Interrupting rating (ohmic load) max.	144 W (at 24 V DC)
	124 W (at 48 V DC)
	108 W (at 60 V DC)
	52 W (at 110 V DC)
	48 W (at 220 V DC)
	1500 VA (for 250 V AC)
Switching capacity	2 A (at 24 V, DC13)
	0.22 A (at 120 V, DC13)
	0.11 A (at 250 V, DC13)
	1.5 A (at 24 V, AC15)
	1.5 A (at 120 V, AC15)
	1 A (at 240 V, AC15)

### General

Test voltage relay winding/relay contact	2.5 kV <sub>rms</sub> (50 Hz, 1 min.)
Test voltage relay contact/relay contact	2 kV <sub>rms</sub> (50 Hz, 1 min.)
Operating mode	100% operating factor
Mechanical service life	approx. $2 \times 10^7$ cycles
Mounting position	any
Assembly instructions	In rows with zero spacing

# Relay Module - RIF-2-RPT-LDP-24DC/4X21/EX - 2909741

## Technical data

### Connection data

Connection name	Coil side
Connection method	Push-in connection
Stripping length	8 mm
Conductor cross section solid	0.14 mm <sup>2</sup> ... 1.5 mm <sup>2</sup>
Conductor cross section flexible	0.14 mm <sup>2</sup> ... 1.5 mm <sup>2</sup>
	0.14 mm <sup>2</sup> ... 1.5 mm <sup>2</sup> (Ferrule with plastic sleeve)
	0.14 mm <sup>2</sup> ... 1 mm <sup>2</sup> (Ferrule with plastic sleeve, two conductors on double terminal block)
Conductor cross section AWG	26 ... 16 (solid)
	26 ... 16 (flexible)

### Connection data 2

Connection name	Contact side
Connection method	Push-in connection
Stripping length	8 mm
Conductor cross section solid	0.14 mm <sup>2</sup> ... 1.5 mm <sup>2</sup>
Conductor cross section flexible	0.14 mm <sup>2</sup> ... 1.5 mm <sup>2</sup>
	0.14 mm <sup>2</sup> ... 1.5 mm <sup>2</sup> (Ferrule with plastic sleeve)
	0.14 mm <sup>2</sup> ... 1 mm <sup>2</sup> (Ferrule with plastic sleeve, two conductors on double terminal block)
Conductor cross section AWG	26 ... 16 (solid)
	26 ... 16 (flexible)

### Standards and Regulations

Standards/regulations	DIN EN 50178
	IEC 61508-1
Rated insulation voltage	250 V AC
Rated surge voltage	2.5 kV
Insulation	Basic insulation
Overvoltage category	III
	II (Zone 2)
Designation	Ex zone
Standards/regulations	EN/IEC 60079-0
	EN/IEC 60079-7
	EN/IEC 60079-15
ATEX	# II 3G Ex ec nC IIC T4 Gc
IECEX	Ex ec nC IIC T4 Gc
UL, USA/Canada	Class I, Div. 2, Groups A, B, C, D T4
	Class I, Zone 2, Group IIC

### Conformance/approvals

Designation	ATEX
Identification	# II 3G Ex ec nC IIC T4 Gc

# Relay Module - RIF-2-RPT-LDP-24DC/4X21/EX - 2909741

## Technical data

### Conformance/approvals

Certificate	IBExU17ATEXB014X
Designation	IECEX
Identification	Ex ec nC IIC T4 Gc
Certificate	IECEX IBE 17.0032X
Designation	UL, USA/Canada
Identification	Class I, Div. 2, Groups A, B, C, D T4
	Class I, Zone 2, Group IIC

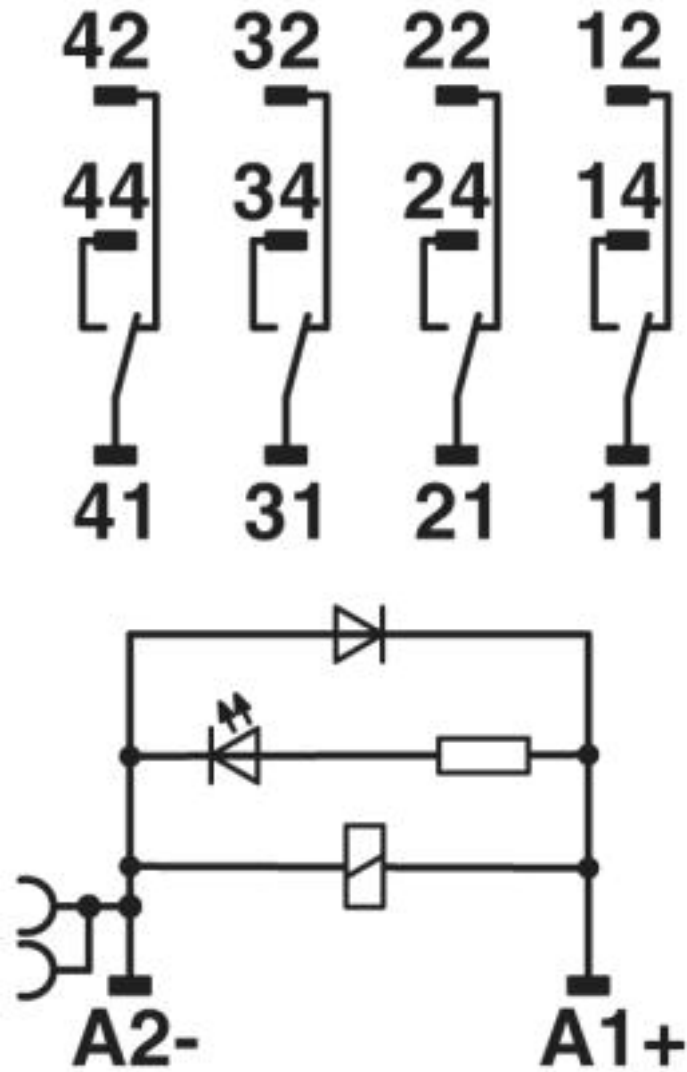
### Environmental Product Compliance

China RoHS	Environmentally Friendly Use Period = 50
	For details about hazardous substances go to tab "Downloads", Category "Manufacturer's declaration"

## Drawings

# Relay Module - RIF-2-RPT-LDP-24DC/4X21/EX - 2909741

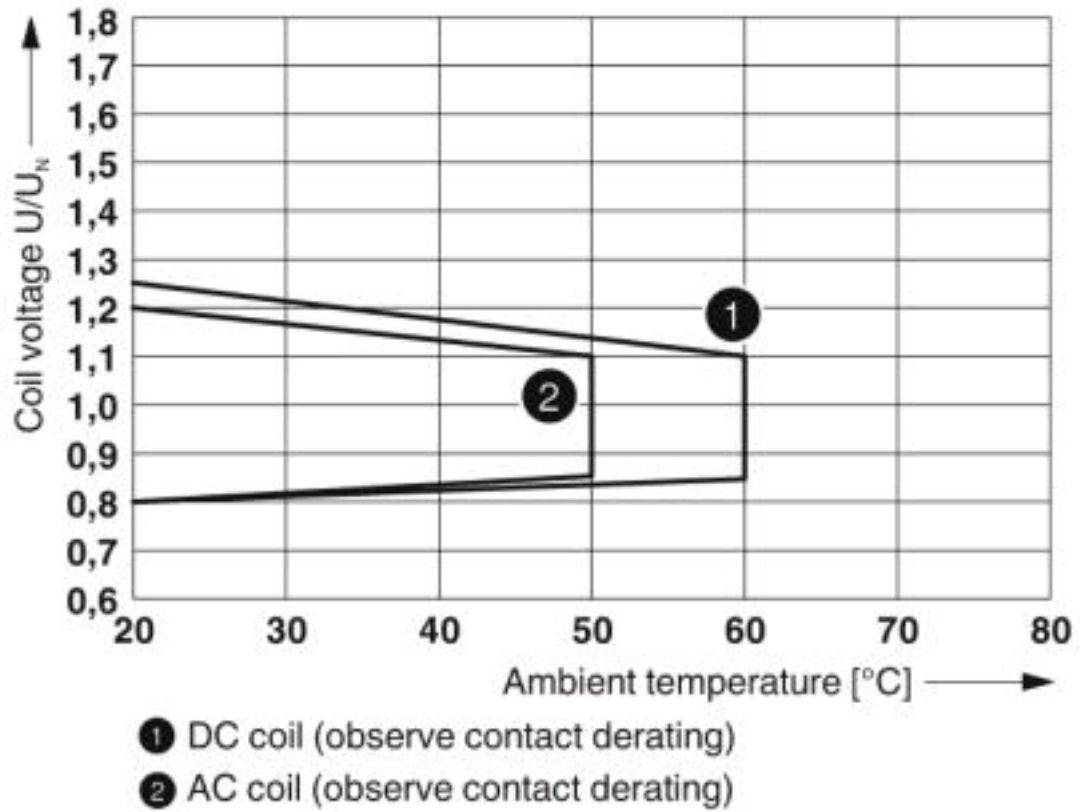
Circuit diagram



DC coils

# Relay Module - RIF-2-RPT-LDP-24DC/4X21/EX - 2909741

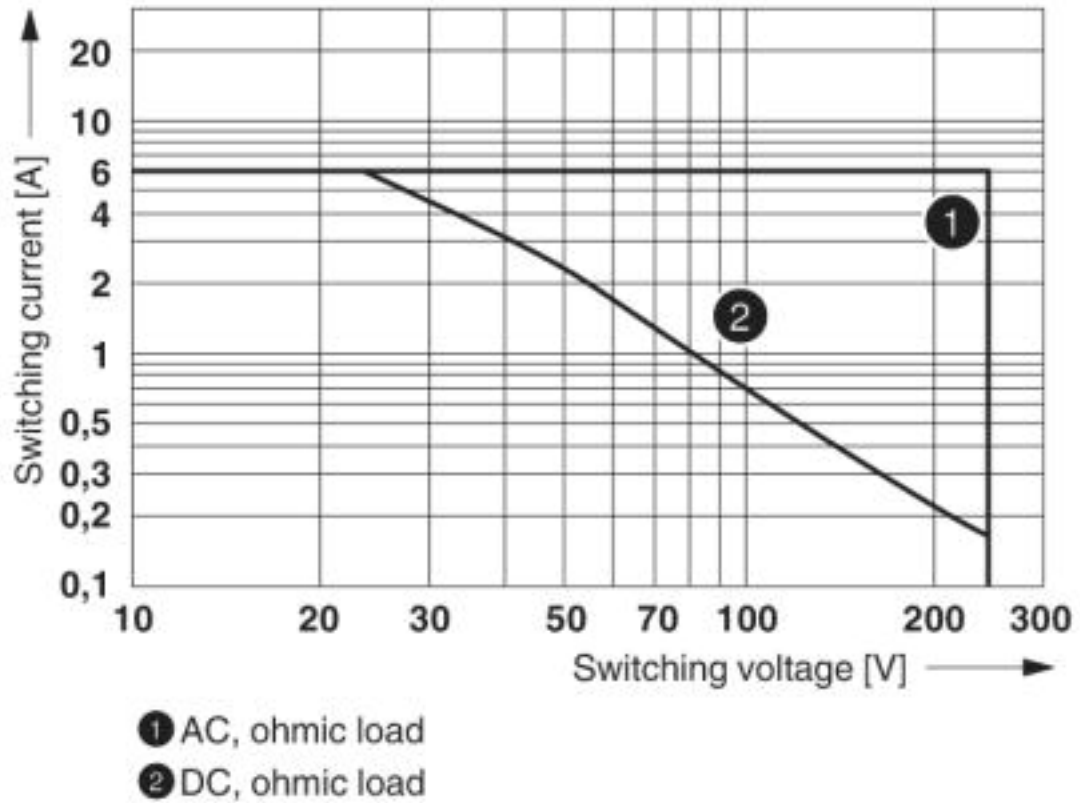
Diagram



Operating voltage range

# Relay Module - RIF-2-RPT-LDP-24DC/4X21/EX - 2909741

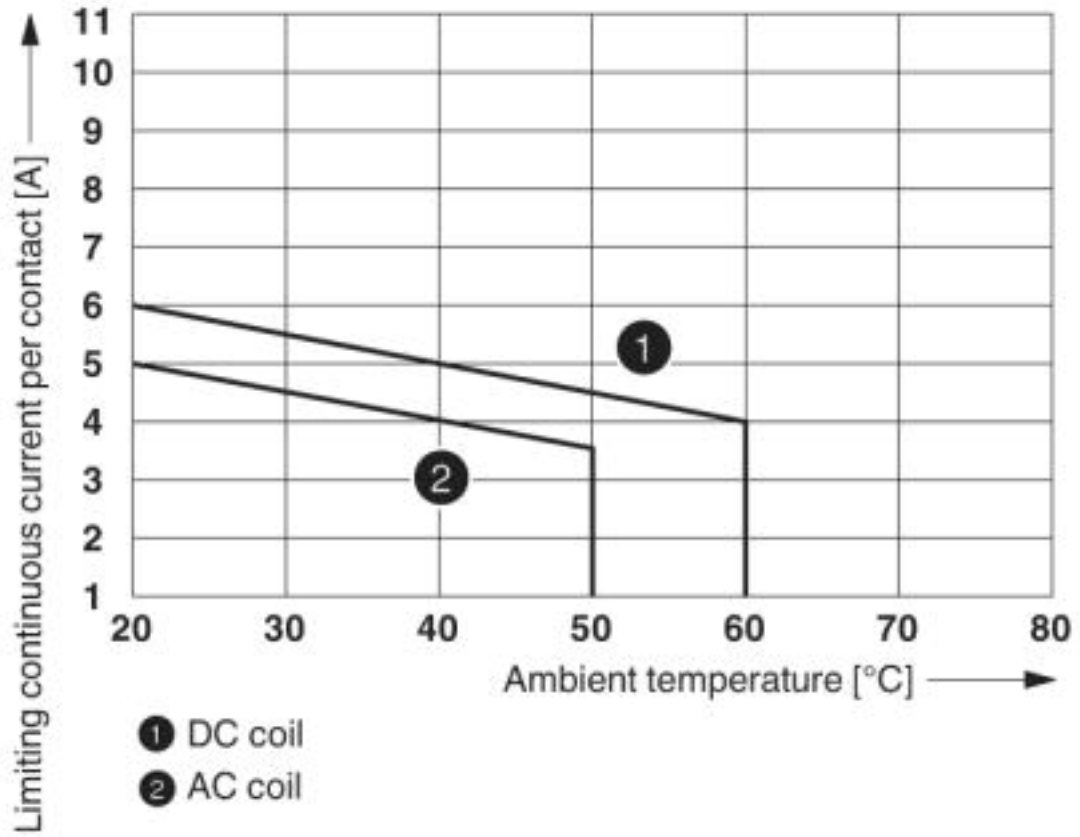
Diagram



Interrupting rating

# Relay Module - RIF-2-RPT-LDP-24DC/4X21/EX - 2909741

Diagram

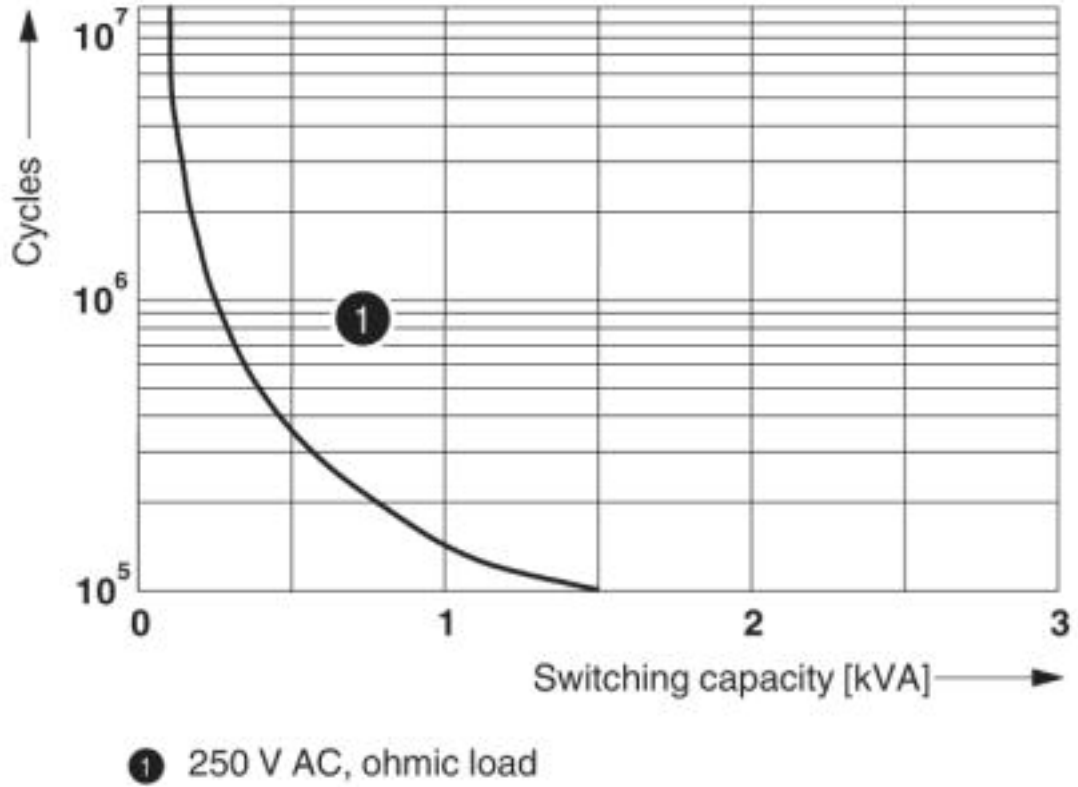


Contact derating



# Relay Module - RIF-2-RPT-LDP-24DC/4X21/EX - 2909741

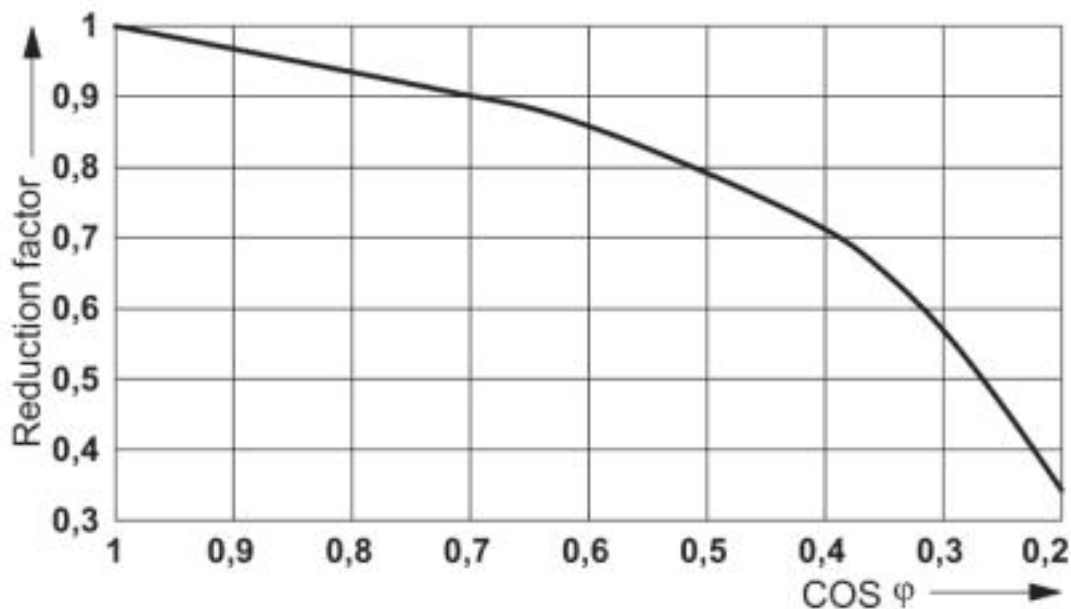
Diagram



Electrical service life

# Relay Module - RIF-2-RPT-LDP-24DC/4X21/EX - 2909741

Diagram



Service life reduction factor

## Classifications

### eCl@ss

eCl@ss 5.0	27371600
eCl@ss 5.1	27371600
eCl@ss 6.0	27371600
eCl@ss 7.0	27371601
eCl@ss 8.0	27371601
eCl@ss 9.0	27371601

### ETIM

ETIM 2.0	EC001437
ETIM 3.0	EC001437
ETIM 4.0	EC001437
ETIM 5.0	EC001437
ETIM 6.0	EC001437
ETIM 7.0	EC001437

### UNSPSC

UNSPSC 6.01	30211917
UNSPSC 7.0901	39121516
UNSPSC 11	39121516
UNSPSC 12.01	39121516
UNSPSC 13.2	39122334

# Relay Module - RIF-2-RPT-LDP-24DC/4X21/EX - 2909741

## Classifications

### UNSPSC

UNSPSC 18.0	39122334
UNSPSC 19.0	39122334
UNSPSC 20.0	39122334
UNSPSC 21.0	39122334

## Approvals

### Approvals

#### Approvals

UL Listed / cUL Listed / EAC / EAC / cULus Listed

#### Ex Approvals

IECEX / ATEX / UL Listed / cUL Listed / cULus Listed

### Approval details

UL Listed		<a href="http://database.ul.com/cgi-bin/XYV/template/LISEXT/1FRAME/index.htm">http://database.ul.com/cgi-bin/XYV/template/LISEXT/1FRAME/index.htm</a>	FILE E 238705
-----------	--	---	---------------

cUL Listed		<a href="http://database.ul.com/cgi-bin/XYV/template/LISEXT/1FRAME/index.htm">http://database.ul.com/cgi-bin/XYV/template/LISEXT/1FRAME/index.htm</a>	FILE E 238705
------------	--	---	---------------

EAC		TR_TS_D_00573_c
-----	--	-----------------

EAC		TR_TS_S_00010_c
-----	--	-----------------

cULus Listed		
--------------	--	--

## Accessories

### Accessories

End block

## Relay Module - RIF-2-RPT-LDP-24DC/4X21/EX - 2909741

### Accessories

End clamp - CLIPFIX 35 - 3022218



Quick mounting end clamp for NS 35/7,5 DIN rail or NS 35/15 DIN rail, with marking option, width: 9.5 mm, color: gray

---

### Insulating sleeve

Insulating sleeve - MPS-IH WH - 0201663

Insulating sleeve, color: white



---

Insulating sleeve - MPS-IH RD - 0201676

Insulating sleeve, color: red



---

Insulating sleeve - MPS-IH BU - 0201689

Insulating sleeve, color: blue



---

Insulating sleeve - MPS-IH YE - 0201692

Insulating sleeve, color: yellow



## Relay Module - RIF-2-RPT-LDP-24DC/4X21/EX - 2909741

### Accessories

Insulating sleeve - MPS-IH GN - 0201702

Insulating sleeve, color: green



Insulating sleeve - MPS-IH GY - 0201728

Insulating sleeve, color: gray



Insulating sleeve - MPS-IH BK - 0201731

Insulating sleeve, color: black



### Jumper

Plug-in bridge - FBS 2-6 - 3030336



Plug-in bridge, pitch: 6.2 mm, width: 10.7 mm, number of positions: 2, color: red

---

Plug-in bridge - FBS 2-6 BU - 3036932



Plug-in bridge, pitch: 6.2 mm, width: 10.7 mm, number of positions: 2, color: blue

---

## Relay Module - RIF-2-RPT-LDP-24DC/4X21/EX - 2909741

### Accessories

Plug-in bridge - FBS 2-6 GY - 3032237



Plug-in bridge, pitch: 6.2 mm, width: 10.7 mm, number of positions: 2, color: gray

---

### Marker carriers

Marker carriers - STP 5-2 - 0800967



Double marker carrier, snaps onto the double-level spring-cage terminal block STTB 2,5, STTB 4, PTTB 2,5, PTTB 4 can be marked with UC-TM 5, ZB 5 or UC-TMF 5, ZBF 5

---

### Terminal marking

Zack marker strip - ZB 5 :UNBEDRUCKT - 1050004



Zack marker strip, Strip, white, unlabeled, can be labeled with: PLOTMARK, CMS-P1-PLOTTER, mounting type: snap into tall marker groove, for terminal block width: 5.2 mm, lettering field size: 5.1 x 10.5 mm, Number of individual labels: 10

---

Zack marker strip - ZB 15:UNBEDRUCKT - 0811972



Zack marker strip, Strip, white, unlabeled, can be labeled with: PLOTMARK, CMS-P1-PLOTTER, mounting type: snap into tall marker groove, for terminal block width: 15.2 mm, lettering field size: 10.5 x 15.1 mm, Number of individual labels: 5

---

Marker for terminal blocks - UC-TM 16 - 0819217



Marker for terminal blocks, Sheet, white, unlabeled, can be labeled with: BLUEMARK ID COLOR, BLUEMARK ID, BLUEMARK CLED, PLOTMARK, CMS-P1-PLOTTER, mounting type: snap into tall marker groove, for terminal block width: 16 mm, lettering field size: 15.45 x 10.5 mm, Number of individual labels: 32

---

## Relay Module - RIF-2-RPT-LDP-24DC/4X21/EX - 2909741

### Accessories

Marker for terminal blocks - UC-TMF 16 - 0819262



Marker for terminal blocks, Sheet, white, unlabeled, can be labeled with: BLUEMARK ID COLOR, BLUEMARK ID, BLUEMARK CLED, PLOTMARK, CMS-P1-PLOTTER, mounting type: snap into flat marker groove, for terminal block width: 16 mm, lettering field size: 15.45 x 5.1 mm, Number of individual labels: 32

---

Test plug terminal block

Test plugs - MPS-MT - 0201744



Test plugs, with solder connection up to 1 mm<sup>2</sup> conductor cross section, color: gray