

# Isolation amplifier - MACX MCR-EX-SL-2NAM-R-UP-SP - 2924249

Please be informed that the data shown in this PDF Document is generated from our Online Catalog. Please find the complete data in the user's documentation. Our General Terms of Use for Downloads are valid (<http://phoenixcontact.com/download>)



2-channel Ex-i NAMUR isolation amplifier with wide-range power supply for proximity sensors and switches. Every channel has a relay with PDT contact as a signal output. Line fault detection (LFD), 3-way isolation, SIL 2.

## Your advantages

- ✓ Up to SIL 2 according to EN 61508
- ✓ Installation in zone 2, protection type "n" (EN 60079-15) permitted
- ✓ Line fault detection (LFD), can be activated/deactivated, error indicated by red flashing LED with de-excitation of output relay
- ✓ Direction of operation can be selected (operating or closed circuit current behavior)
- ✓ LED indicators for supply voltage, switching state, and malfunction according to NAMUR NE 44
- ✓ Relay signal output (PDT)
- ✓ Input for NAMUR proximity sensors (EN 60947-5-6), floating contacts or contacts with resistance circuit, [Ex ia] IIC
- ✓ 3-way electrical isolation
- ✓ 2-channel



## Key Commercial Data

Packing unit	1 pc
GTIN	
GTIN	4046356463683
Weight per Piece (excluding packing)	100.000 g
Custom tariff number	85437090
Country of origin	Germany

## Technical data

### Note

Utilization restriction	EMC: class A product, see manufacturer's declaration in the download area
-------------------------	---

### Dimensions

Width	17.5 mm
-------	---------

# Isolation amplifier - MACX MCR-EX-SL-2NAM-R-UP-SP - 2924249

## Technical data

### Dimensions

Height	117.7 mm
Depth	113.7 mm

### Ambient conditions

Ambient temperature (operation)	-20 °C ... 60 °C
Ambient temperature (storage/transport)	-40 °C ... 80 °C
Maximum altitude	≤ 2000 m
Permissible humidity (operation)	10 % ... 95 % (non-condensing)
Degree of protection	IP20 (not assessed by UL)
Noise immunity	EN 61000-6-2

### Input data

Non-load voltage	~ 8 V DC
Switching points (attenuated)	< 1.2 mA (blocking)
Switching points (unattenuated)	> 2.1 mA (conductive)
Signal input	Intrinsically safe
Available input sources	NAMUR proximity sensors (EN 60947-5-6)
Short-circuit current	~ 8 mA
Switching hysteresis	approx. 0.2 mA
Line fault detection	Break 0.05 mA < IIN < 0.35 mA
	Short circuit 100 Ω < RSensor < 360 Ω

### Output data

Switching output	Relay output
Contact type	1 PDT per channel
Contact material	AgSnO <sub>2</sub> , hard gold-plated
Maximum switching voltage	250 V AC (2 A, 60 Hz)
	120 V DC (0.2 A)
	30 V DC (2 A)
Maximum switching capacity	500 VA
Mechanical service life	10 <sup>7</sup> cycles
Switching frequency	≤ 20 Hz (Load-dependent)

### Power supply

Nominal supply voltage range	24 V AC/DC ... 230 V AC/DC (50/60 Hz)
Supply voltage range	19.2 V AC/DC ... 253 V AC/DC (24 V AC/DC ... 230 V AC/DC (-20 % ... +10 %, 50/60 Hz))
Max. current consumption	< 80 mA
Power dissipation	≤ 1.3 W
Power consumption	< 1.9 W

### Connection data

Connection method	Push-in connection
Stripping length	8 mm

# Isolation amplifier - MACX MCR-EX-SL-2NAM-R-UP-SP - 2924249

## Technical data

### Connection data

Conductor cross section solid	0.2 mm <sup>2</sup> ... 1.5 mm <sup>2</sup>
Conductor cross section flexible	0.2 mm <sup>2</sup> ... 1.5 mm <sup>2</sup>
Conductor cross section AWG	24 ... 16

### General

No. of channels	2
Step response (10-90%)	typ. 6 ms (N/O contact: OFF/ON)
	typ. 6 ms (N/O contact: ON/OFF)
	typ. 4 ms (N/C contact: ON/OFF)
	typ. 10 ms (N/C contact: OFF/ON)
Status display	Green LED (supply voltage, PWR)
	LED yellow (switching state)
	Red LED (line errors)
Degree of pollution	2
Overvoltage category	III
Electromagnetic compatibility	Conformance with EMC directive
Interference emission	EN 61000-6-4
Housing material	PA 6.6-FR
Color	gray
Designation	Input/output
Electrical isolation	375 V (Peak value in accordance with EN 60079-11)
Designation	Input/power supply
Electrical isolation	375 V (Peak value in accordance with EN 60079-11)
	300 V <sub>rms</sub> (Rated insulation voltage (overvoltage category II; degree of pollution 2, safe isolation as per EN 61010-1))
	2.5 kV AC (50 Hz, 1 min., test voltage)
Designation	Output 1/output 2/input, power supply
Electrical isolation	300 V <sub>rms</sub> (Rated insulation voltage (overvoltage category III; degree of pollution 2, safe isolation as per EN 61010-1))
	2.5 kV (50 Hz, 1 min., test voltage)
Conformance	CE-compliant, additionally EN 61326
ATEX	# II (1) G [Ex ia Ga] IIC
	# II (1) D [Ex ia Da] IIIC
	# II 3(1) G Ex nA nC [ia Ga] IIC T4 Gc X
IECEX	[Ex ia Ga] IIC
	[Ex ia Da] IIIC
	Ex nA nC [ia Ga] IIC T4 Gc
UL, USA/Canada	Class I Div 2; IS for Class I, II, III Div 1
SIL	2

### Safety characteristic data

Safety Integrity Level (SIL)	1
------------------------------	---

# Isolation amplifier - MACX MCR-EX-SL-2NAM-R-UP-SP - 2924249

## Technical data

### Safety data

Max. internal inductance $L_i$	negligible
Max. internal capacitance $C_i$	11 nF
Max. output voltage $U_o$	9.56 V
Max. output current $I_o$	10.3 mA
Max. output power $P_o$	25 mW
Group	IIC
Max. external inductivity $L_o$	300 mH
Max. external capacitance $C_o$	3.6 $\mu$ F
Additional text	simple circuit
Group	IIB/IIIC
Max. external inductivity $L_o$	1000 mH
Max. external capacitance $C_o$	26 $\mu$ F
Additional text	simple circuit
Group	IIC
Max. external inductivity $L_o$	100 mH
Max. external capacitance $C_o$	510 nF
Additional text	mixed circuit
Group	IIC
Max. external inductivity $L_o$	50 mH
Max. external capacitance $C_o$	580 nF
Additional text	mixed circuit
Group	IIC
Max. external inductivity $L_o$	5 mH
Max. external capacitance $C_o$	600 nF
Additional text	mixed circuit
Group	IIC
Max. external inductivity $L_o$	1 mH
Max. external capacitance $C_o$	600 nF
Additional text	mixed circuit
Group	IIC
Max. external inductivity $L_o$	10 $\mu$ H
Max. external capacitance $C_o$	600 nF
Additional text	mixed circuit
Group	IIB/IIIC
Max. external inductivity $L_o$	100 mH
Max. external capacitance $C_o$	1 $\mu$ F
Additional text	mixed circuit
Group	IIB/IIIC
Max. external inductivity $L_o$	5 mH

# Isolation amplifier - MACX MCR-EX-SL-2NAM-R-UP-SP - 2924249

## Technical data

### Safety data

Max. external capacitance $C_o$	1 $\mu$ F
Additional text	mixed circuit
Group	IIB/IIIC
Max. external inductivity $L_o$	1 mH
Max. external capacitance $C_o$	1 $\mu$ F
Additional text	mixed circuit
Group	IIB/IIIC
Max. external inductivity $L_o$	10 $\mu$ H
Max. external capacitance $C_o$	1 $\mu$ F
Additional text	mixed circuit
Safety-related maximum voltage $U_m$	253 V AC/DC (Supply terminals)

### EMC data

Designation	Electromagnetic RF field
Standards/regulations	EN 61000-4-3
Evaluation criterion	A
Designation	Fast transients (burst)
Standards/regulations	EN 61000-4-4
Evaluation criterion	A
Designation	Conducted interferences
Standards/regulations	EN 61000-4-6
Evaluation criterion	A

### Standards and Regulations

Electromagnetic compatibility	Conformance with EMC directive
Noise emission	EN 61000-6-4
Designation	Electromagnetic RF field
Standards/regulations	EN 61000-4-3
Evaluation criterion	A
Standards/regulations	EN 61000-4-4
Designation	Conducted interferences
Standards/regulations	EN 61000-4-6
Evaluation criterion	A
Conformance	CE-compliant, additionally EN 61326
ATEX	# II (1) G [Ex ia Ga] IIC
	# II (1) D [Ex ia Da] IIIC
	# II 3(1) G Ex nA nC [ia Ga] IIC T4 Gc X
IECEX	[Ex ia Ga] IIC
	[Ex ia Da] IIIC
	Ex nA nC [ia Ga] IIC T4 Gc
UL, USA/Canada	Class I Div 2; IS for Class I, II, III Div 1

# Isolation amplifier - MACX MCR-EX-SL-2NAM-R-UP-SP - 2924249

## Technical data

### Standards and Regulations

Group	IIC
	IIB/IIIC
	IIC
	IIC
	IIC
	IIC

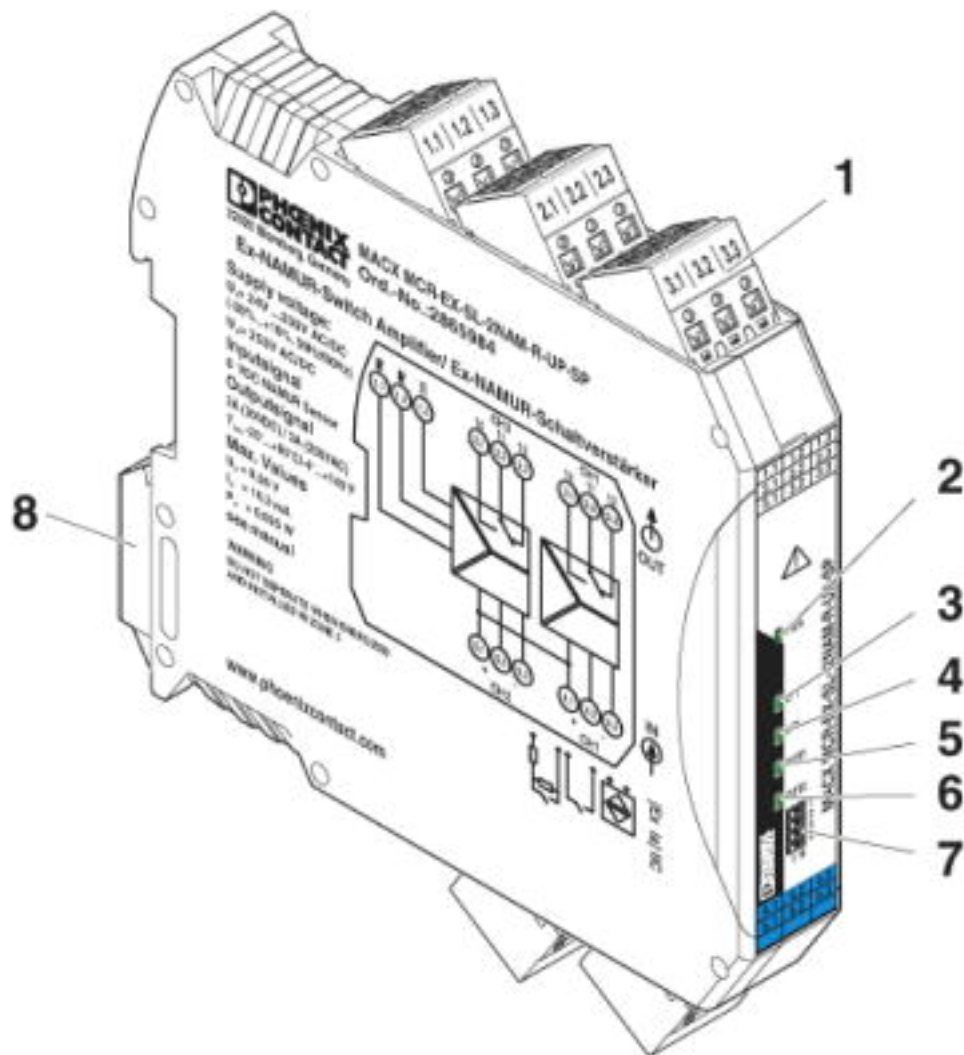
### Environmental Product Compliance

REACH SVHC	Lead 7439-92-1
China RoHS	Environmentally Friendly Use Period = 50
	For details about hazardous substances go to tab "Downloads", Category "Manufacturer's declaration"

## Drawings

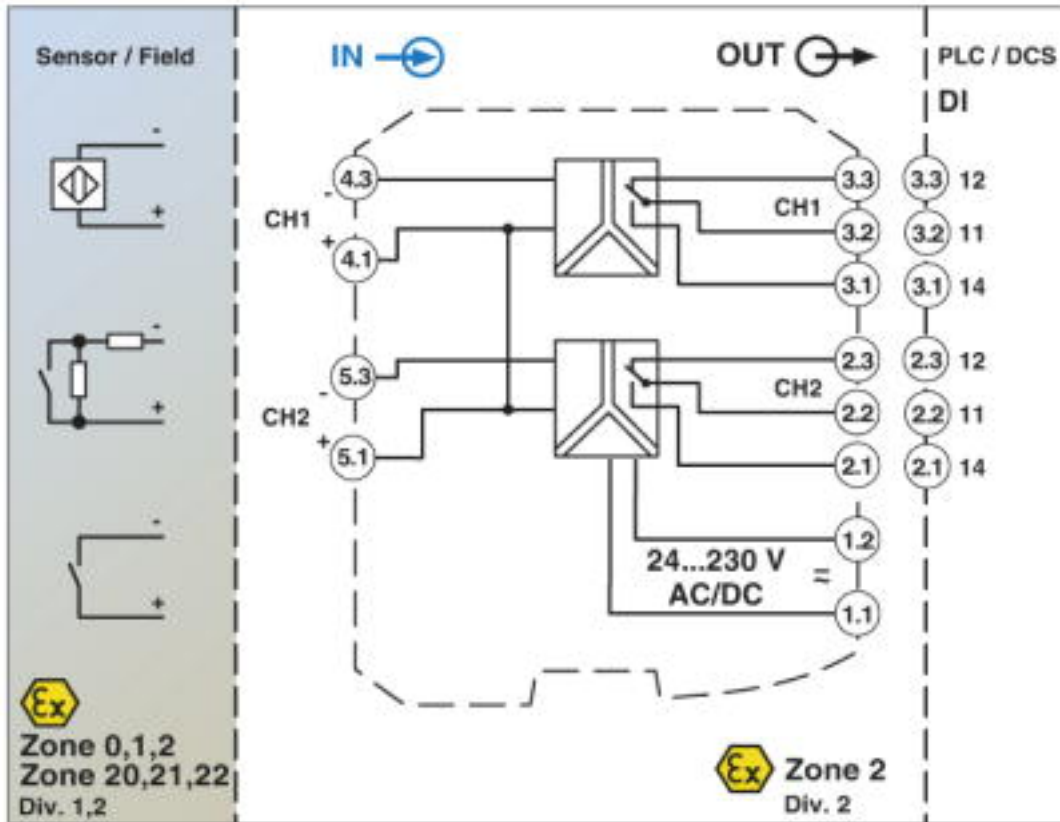
# Isolation amplifier - MACX MCR-EX-SL-2NAM-R-UP-SP - 2924249

Schematic diagram



# Isolation amplifier - MACX MCR-EX-SL-2NAM-R-UP-SP - 2924249

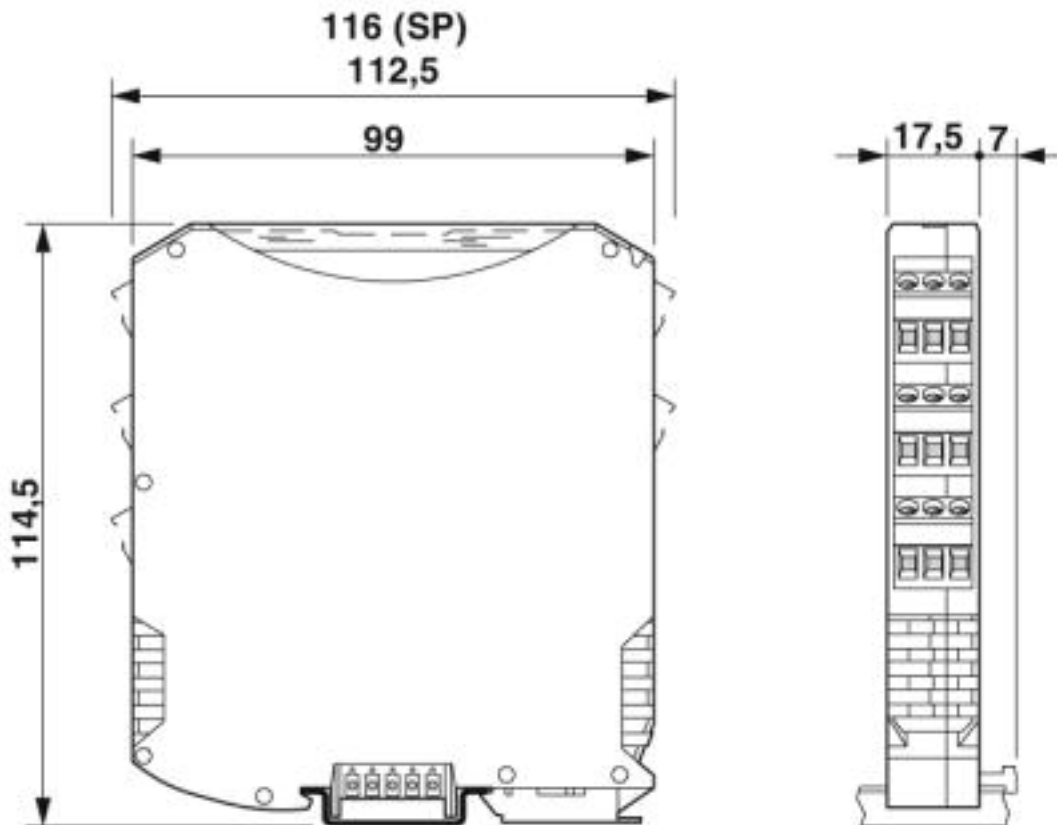
Block diagram



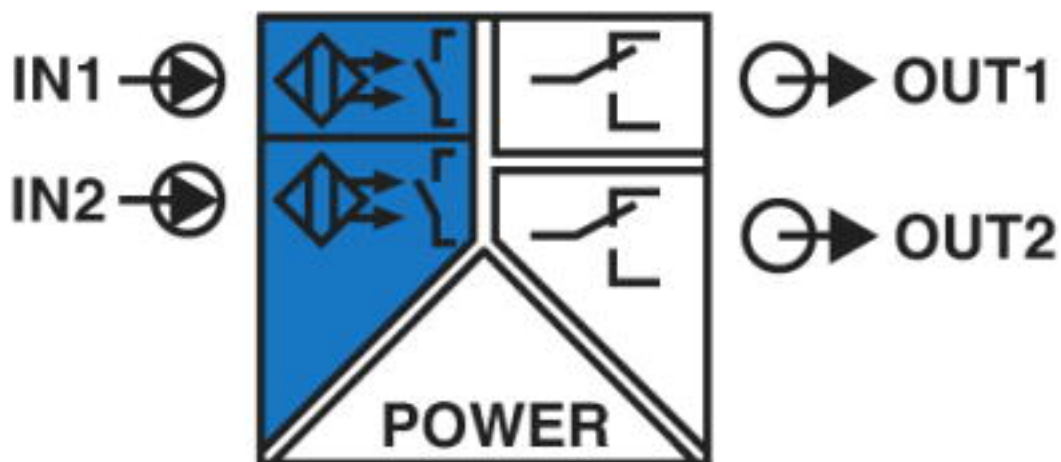


# Isolation amplifier - MACX MCR-EX-SL-2NAM-R-UP-SP - 2924249

Dimensional drawing



Pictogram



## Classifications

eCl@ss

eCl@ss 4.0	27210100
------------	----------

# Isolation amplifier - MACX MCR-EX-SL-2NAM-R-UP-SP - 2924249

## Classifications

### eCl@ss

eCl@ss 4.1	27210100
eCl@ss 5.0	27210100
eCl@ss 5.1	27210100
eCl@ss 6.0	27210100
eCl@ss 7.0	27210121
eCl@ss 8.0	27210121
eCl@ss 9.0	27210121

### ETIM

ETIM 2.0	EC001485
ETIM 3.0	EC001485
ETIM 4.0	EC001485
ETIM 5.0	EC001485
ETIM 6.0	EC001485
ETIM 7.0	EC001485

### UNSPSC

UNSPSC 6.01	30211506
UNSPSC 7.0901	39121008
UNSPSC 11	39121008
UNSPSC 12.01	39121008
UNSPSC 13.2	39121008
UNSPSC 18.0	39121008
UNSPSC 19.0	39121008
UNSPSC 20.0	39121008
UNSPSC 21.0	39121008

## Approvals

### Approvals

---

#### Approvals

UL Listed / cUL Listed / Functional Safety / DNV GL / cULus Listed

---

#### Ex Approvals

IECEX / ATEX / UL Listed / cUL Listed / EAC Ex / cULus Listed

---

### Approval details

# Isolation amplifier - MACX MCR-EX-SL-2NAM-R-UP-SP - 2924249

## Approvals

UL Listed		<a href="http://database.ul.com/cgi-bin/XYV/template/LISEXT/1FRAME/index.htm">http://database.ul.com/cgi-bin/XYV/template/LISEXT/1FRAME/index.htm</a>	FILE E 330267
-----------	--	---	---------------

cUL Listed		<a href="http://database.ul.com/cgi-bin/XYV/template/LISEXT/1FRAME/index.htm">http://database.ul.com/cgi-bin/XYV/template/LISEXT/1FRAME/index.htm</a>	FILE E 330267
------------	--	---	---------------

Functional Safety			09/12-02 R010 V1R0
-------------------	--	--	--------------------

DNV GL		<a href="https://approvalfinder.dnvgl.com/">https://approvalfinder.dnvgl.com/</a>	TAA000020C
--------	--	---	------------

cULus Listed			
--------------	--	--	--

## Accessories

### Accessories

#### Device marking

Plastic label - UC-EMLP (11X9) - 0819291



Plastic label, Sheet, white, unlabeled, can be labeled with: BLUEMARK ID COLOR, BLUEMARK ID, BLUEMARK CLED, PLOTMARK, CMS-P1-PLOTTER, mounting type: adhesive, lettering field size: 11 x 9 mm, Number of individual labels: 10

Plastic label - UC-EMLP (11X9) YE - 0822602



Plastic label, Sheet, yellow, unlabeled, can be labeled with: BLUEMARK ID COLOR, BLUEMARK ID, BLUEMARK CLED, PLOTMARK, CMS-P1-PLOTTER, mounting type: adhesive, lettering field size: 11 x 9 mm, Number of individual labels: 10

## Isolation amplifier - MACX MCR-EX-SL-2NAM-R-UP-SP - 2924249

### Accessories

#### Plastic label - UC-EMLP (11X9) SR - 0828094



Plastic label, Sheet, silver, unlabeled, can be labeled with: BLUEMARK ID COLOR, BLUEMARK ID, BLUEMARK CLED, PLOTMARK, CMS-P1-PLOTTER, mounting type: adhesive, lettering field size: 11 x 9 mm, Number of individual labels: 10

---

#### Plastic label - US-EMLP (11X9) - 0828789



Plastic label, Card, white, unlabeled, can be labeled with: BLUEMARK ID COLOR, BLUEMARK ID, THERMOMARK PRIME, THERMOMARK CARD 2.0, THERMOMARK CARD, mounting type: adhesive, lettering field size: 11 x 9 mm, Number of individual labels: 135

---

#### Plastic label - US-EMLP (11X9) YE - 0828871



Plastic label, Card, yellow, unlabeled, can be labeled with: BLUEMARK ID COLOR, BLUEMARK ID, THERMOMARK PRIME, THERMOMARK CARD 2.0, THERMOMARK CARD, mounting type: adhesive, lettering field size: 11 x 9 mm, Number of individual labels: 135

---

#### Plastic label - US-EMLP (11X9) SR - 0828872



Plastic label, Card, silver, unlabeled, can be labeled with: BLUEMARK ID COLOR, BLUEMARK ID, THERMOMARK PRIME, THERMOMARK CARD 2.0, THERMOMARK CARD, mounting type: adhesive, lettering field size: 11 x 9 mm, Number of individual labels: 135

---

#### Device marker - LS-EMLP (11X9) WH - 0831678



Device marker, Sheet, white, unlabeled, can be labeled with: TOPMARK NEO, TOPMARK LASER, mounting type: adhesive, lettering field size: 11 x 9 mm, Number of individual labels: 255

## Isolation amplifier - MACX MCR-EX-SL-2NAM-R-UP-SP - 2924249

### Accessories

Device marker - LS-EMLP (11X9) YE - 0831732

Device marker, Sheet, yellow, unlabeled, can be labeled with: TOPMARK NEO, TOPMARK LASER, mounting type: adhesive, lettering field size: 11 x 9 mm, Number of individual labels: 255



Device marker - LS-EMLP (11X9) SR - 0831705

Device marker, Sheet, silver, unlabeled, can be labeled with: TOPMARK NEO, TOPMARK LASER, mounting type: adhesive, lettering field size: 11 x 9 mm, Number of individual labels: 255



### End cover

End cover - D-UKK 3/5 - 2770024



End cover, length: 56 mm, width: 2.5 mm, height: 52 mm, color: gray

End cover - D-UKK 3/5 BU - 2770105



End cover, length: 56 mm, width: 2.5 mm, height: 62 mm, color: blue

### Insulating sleeve

Insulating sleeve - MPS-IH BK - 0201731

Insulating sleeve, color: black



## Isolation amplifier - MACX MCR-EX-SL-2NAM-R-UP-SP - 2924249

### Accessories

Insulating sleeve - MPS-IH GY - 0201728

Insulating sleeve, color: gray



Insulating sleeve - MPS-IH GN - 0201702

Insulating sleeve, color: green



Insulating sleeve - MPS-IH YE - 0201692

Insulating sleeve, color: yellow



Insulating sleeve - MPS-IH BU - 0201689

Insulating sleeve, color: blue



Insulating sleeve - MPS-IH RD - 0201676

Insulating sleeve, color: red



## Isolation amplifier - MACX MCR-EX-SL-2NAM-R-UP-SP - 2924249

### Accessories

Insulating sleeve - MPS-IH WH - 0201663

Insulating sleeve, color: white



### Labeled device marker

Plastic label - UC-EMLP (11X9) CUS - 0824547

Plastic label, can be ordered: by sheet, white, labeled according to customer specifications, mounting type: adhesive, lettering field size: 11 x 9 mm



Plastic label - UC-EMLP (11X9) YE CUS - 0824548

Plastic label, can be ordered: by sheet, yellow, labeled according to customer specifications, mounting type: adhesive, lettering field size: 11 x 9 mm



Plastic label - UC-EMLP (11X9) SR CUS - 0828098

Plastic label, can be ordered: by sheet, silver, labeled according to customer specifications, mounting type: adhesive, lettering field size: 11 x 9 mm, Number of individual labels: 10



### Test plug terminal block

Test plugs - MPS-MT - 0201744

Test plugs, with solder connection up to 1 mm<sup>2</sup> conductor cross section, color: gray



## Isolation amplifier - MACX MCR-EX-SL-2NAM-R-UP-SP - 2924249

### Accessories

Component terminal block - UKK 5-2R/NAMUR - 2941662



Double-level terminal block, with preassembled resistors