

Active module - UM-32RM/KSR-G24/21/MS/PLC - 2900891

Please be informed that the data shown in this PDF Document is generated from our Online Catalog. Please find the complete data in the user's documentation. Our General Terms of Use for Downloads are valid (<http://phoenixcontact.com/download>)




VARIOFACE output module, with 32 miniature relays, 1 PDT with detectable manual operation each, plugged, for 24 V DC (incl. relay)

Your advantages

- Narrow design width of just 92 mm (8 channels) or 285 mm (32 channels)
- Plug-in miniature relays each with a PDT and detectable manual operation
- Supply voltage indicator (LED)
- LED status indicator and freewheeling diode per signal path (integrated in relay)



Key Commercial Data

Packing unit	1 pc
GTIN	 4 046356 545105
GTIN	4046356545105
Weight per Piece (excluding packing)	1,148.000 g
Custom tariff number	85369010
Country of origin	Germany
Note	Made to Order (non-returnable)

Technical data

Note

Utilization restriction	EMC: class A product, see manufacturer's declaration in the download area
-------------------------	---

Dimensions

Width	285.5 mm
Height	112 mm
Depth	62 mm

Ambient conditions

Ambient temperature (operation)	-20 °C ... 50 °C
---------------------------------	------------------

Active module - UM-32RM/KSR-G24/21/MS/PLC - 2900891

Technical data

Ambient conditions

Ambient temperature (storage/transport)	-20 °C ... 70 °C
Degree of protection	IP00

Input data

Nominal input voltage U_N	24 V DC
Input voltage range in reference to U_N	0.9 ... 1.1 (observe derating)
Typical input current at U_N	18 mA
Typical response time	9 ms
Typical release time	6 ms
Type of protection	Free-wheeling diode (integrated in relay)
Operating voltage display	Green LED
Status display/channel	Yellow LED (integrated in relay)

Output data

Contact type	1 PDT
Contact material	AgNi
Maximum switching voltage	250 V AC/DC
Minimum switching voltage	12 V AC/DC
Limiting continuous current	5 A
Min. switching current	10 mA
Interrupting rating (ohmic load) max.	120 W (24 V DC)
	62 W (48 V DC)
	48 W (60 V DC)
	55 W (110 V DC)
	66 W (220 V DC)
	1250 VA (250 V AC)

General

No. of channels	32
With components	yes
Mechanical service life	5x 10 ⁶ cycles
Operating mode	100% operating factor
Mounting position	any
Assembly instructions	In rows with zero spacing
Color	green

Connection data

Connection name	Controller level
Connection method	IDC/FLK pin strip
Number of connections	1
Number of positions	50
Pitch	2.54 mm

Active module - UM-32RM/KSR-G24/21/MS/PLC - 2900891

Technical data

Connection data 2

Connection name	Field level
Connection method	Screw connection
Stripping length	8 mm
Screw thread	M3
Conductor cross section solid	0.2 mm ² ... 4 mm ²
Conductor cross section flexible	0.2 mm ² ... 2.5 mm ²
Conductor cross section AWG	24 ... 12

Connection data 3

Connection name	Supply
Connection method	Screw connection
Stripping length	8 mm
Screw thread	M3
Number of connections	4
Conductor cross section solid	0.2 mm ² ... 4 mm ²
Conductor cross section flexible	0.2 mm ² ... 2.5 mm ²
Conductor cross section AWG	24 ... 12

Supported controller

Controller	MITSUBISHI MELSEC Q
- suitable I/O card	QY82P
Controller	MITSUBISHI MELSEC L
- suitable I/O card	LY41PT1P
	LY42PT1P

Standards and Regulations

Designation	Air and creepage distances, output/output
Standards/regulations	DIN EN 50178
	IEC 60664
Rated insulation voltage	260 V AC
Rated surge voltage	4 kV (Basic insulation between output contact current paths)
	6 kV (Safe isolation and reinforced insulation between input circuit and output contact paths)
Pollution degree	2
Overvoltage category	III

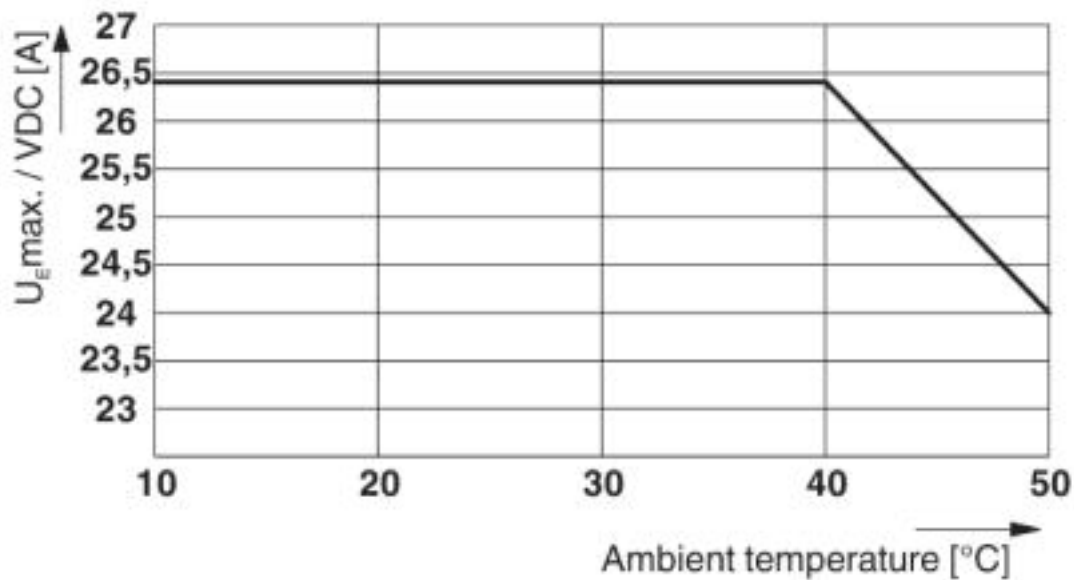
Environmental Product Compliance

REACH SVHC	Lead 7439-92-1
China RoHS	Environmentally Friendly Use Period = 50
	For details about hazardous substances go to tab "Downloads", Category "Manufacturer's declaration"

Drawings

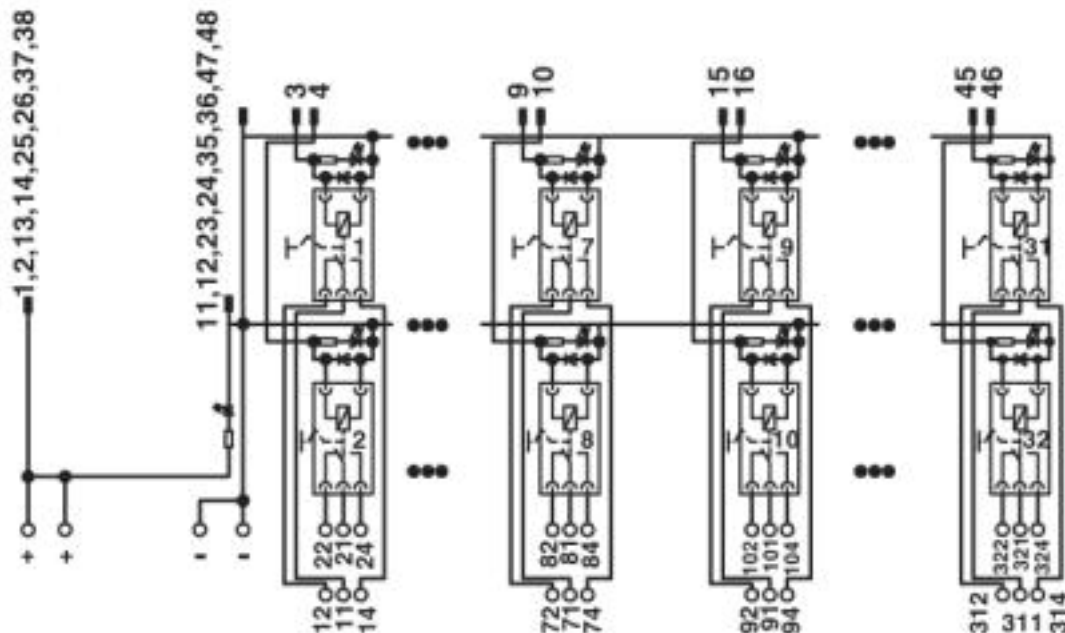
Active module - UM-32RM/KSR-G24/21/MS/PLC - 2900891

Diagram



Derating curve for input voltage

Circuit diagram



Classifications

eCl@ss

eCl@ss 4.0	27371100
eCl@ss 4.1	27371100

Active module - UM-32RM/KSR-G24/21/MS/PLC - 2900891

Classifications

eCl@ss

eCl@ss 5.0	27371000
eCl@ss 5.1	27371000
eCl@ss 6.0	27371000
eCl@ss 7.0	27141152
eCl@ss 8.0	27141152
eCl@ss 9.0	27141152

ETIM

ETIM 5.0	EC002780
ETIM 6.0	EC002780
ETIM 7.0	EC002780

UNSPSC

UNSPSC 6.01	30211916
UNSPSC 7.0901	39121515
UNSPSC 11	39121515
UNSPSC 12.01	39121515
UNSPSC 13.2	39121432
UNSPSC 18.0	39121432
UNSPSC 19.0	39121432
UNSPSC 20.0	39121432
UNSPSC 21.0	39121432

Approvals

Approvals

Approvals

EAC

Ex Approvals

Approval details

EAC		RU C- DE.A*30.B.01742
-----	--	--------------------------

Accessories

Accessories

Active module - UM-32RM/KSR-G24/21/MS/PLC - 2900891

Accessories

Retaining bracket

Retaining bracket - SIM-ERSN-HB-KSR/MET - 2271497

Retainer, for miniature switching relays or miniature optocouplers



Single relay

Single relay - REL-MR- 24DC/21HC/MS - 2987888



Plug-in miniature relay, with power contact, 1 PDT, test button, mechanical switch position indicator, status LED, freewheeling diode, polarity A1+, A2-, input voltage 24 V DC