

## Surge protection plug - CTM 2X1- 5DC - 2838571

Please be informed that the data shown in this PDF Document is generated from our Online Catalog. Please find the complete data in the user's documentation. Our General Terms of Use for Downloads are valid (<http://phoenixcontact.com/download>)



LSA-PLUS plug (COMTRAB CTM) with HF protective circuit for 2-conductor signal circuits grounded on one side. Nominal voltage: 5 V DC

### Your advantages


- ✓ Can be used in LSA-PLUS disconnect and control strips or CT-TERMIBLOCK
- ✓ The CTM 10-MAG surge protection magazine can be freely fitted with various protective plugs
- ✓ Typical installation locations include marshalling distributors
- ✓ Space-saving LSA-PLUS connection technology
- ✓ Modular compact protection for high-density networks

RoHS

IP20



### Key Commercial Data

Packing unit	10 pc
GTIN	 4 017918 819590
GTIN	4017918819590
Weight per Piece (excluding packing)	10.370 g
Custom tariff number	85363010
Country of origin	Germany
Note	Made to Order (non-returnable)

### Technical data

#### Dimensions

Height	21 mm
Width	9.5 mm
Depth	53.5 mm

#### Ambient conditions

Ambient temperature (operation)	-25 °C ... 75 °C
Degree of protection	IP20

# Surge protection plug - CTM 2X1- 5DC - 2838571

## Technical data

### General

Housing material	PA
Flammability rating according to UL 94	V0
Color	black
Standards for clearances and creepage distances	DIN VDE 0110-1
	IEC 60664-1
Overvoltage category	II
Degree of pollution	2
Mounting type	On CT-TERMIBLOCK and LSA-PLUS disconnect strip
Type	LSA-PLUS module
Direction of action	Line-Line & Line-Earth Ground
Arrester can be tested with CHECKMASTER from software version:	From SW rev. 1.10

### Protective circuit

IEC test classification	B2
	C1
	C2
	C3
	D1
VDE requirement class	B2
	C1
	C2
	C3
	D1
Nominal voltage $U_N$	5 V DC
Maximum continuous voltage $U_C$	$\pm 6$ V DC
	5 V AC
Rated current	380 mA (25 °C)
Operating effective current $I_C$ at $U_C$	$\leq 200$ $\mu$ A
Residual current $I_{PE}$	$\leq 2$ $\mu$ A
Nominal discharge current $I_n$ (8/20) $\mu$ s (line-earth)	5 kA
Pulse discharge current $I_{imp}$ (10/350) $\mu$ s	1 kA
Total discharge current $I_{total}$ (8/20) $\mu$ s	10 kA
Total discharge current $I_{total}$ (10/350) $\mu$ s	2.5 kA
Max. discharge current $I_{max}$ (8/20) $\mu$ s maximum (line-earth)	10 kA (in total)
Nominal pulse current $I_{an}$ (10/1000) $\mu$ s (line-earth)	100 A
Output voltage limitation at 1 kV/ $\mu$ s (line-earth) spike	$\leq 18$ V
Output voltage limitation at 1 kV/ $\mu$ s (line-earth) static	$\leq 12$ V
Residual voltage at $I_n$ (line-earth)	$\leq 20$ V
Residual voltage with $I_{an}$ (10/1000) $\mu$ s (line-earth)	$\leq 15$ V
Voltage protection level $U_p$ (line-earth)	$\leq 50$ V (C2 - 10 kV/5 kA, spike)
	$\leq 20$ V (C3 - 7.5 kV / 100 A, spike)

# Surge protection plug - CTM 2X1- 5DC - 2838571

## Technical data

### Protective circuit

Response time $t_A$ (line-earth)	$\leq 1$ ns
Input attenuation aE, asym.	0.3 dB ( $\leq 300$ kHz)
Cut-off frequency $f_g$ (3 dB), asym. (PE) in 100 Ohm system	700 kHz
Capacity (line-earth)	3.5 nF ( $f=1$ MHz / $V_R=0$ V)
Resistance per path	3.3 $\Omega$ 10 %
Surge protection fault message	none
Impulse durability (line-earth)	C2 - 4 kV / 2 kA
	C3 - 100 A
	B2 - 4 kV / 100 A
	D1 - 1 kA
Alternating current carrying capacity (line-earth)	5 A - 1 s

### Connection data

Connection method	can be plugged into COMTRAB-TERMIBLOCK and LSA-PLUS disconnect and switching strips
Connection method IN	COMTRAB plug-in system
Connection method OUT	COMTRAB plug-in system
Connection technology	LSA-PLUS

### Connection, equipotential bonding

Connection method	Spring contact
-------------------	----------------

### Standards and Regulations

Standards/regulations	IEC 61643-21
Standards/specifications	IEC 61643-21 2000

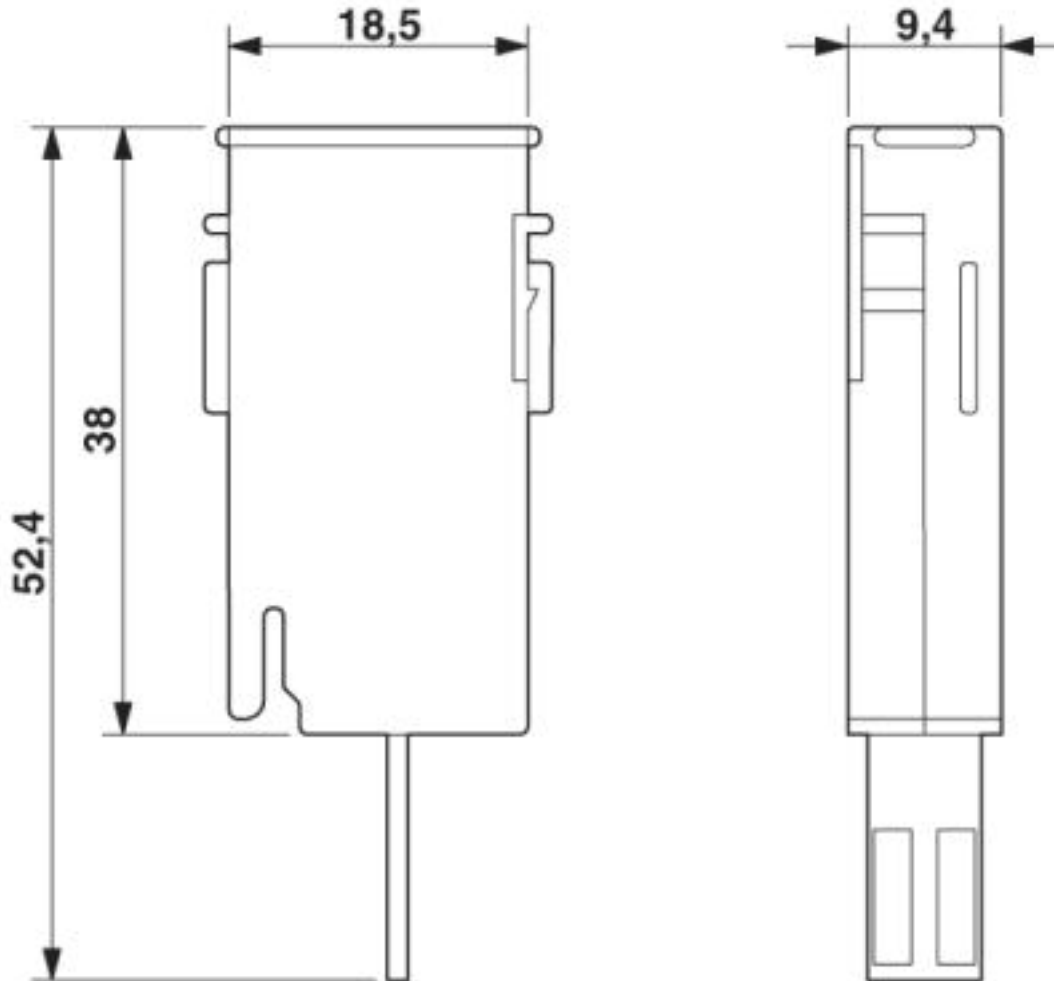
### Environmental Product Compliance

China RoHS	Environmentally Friendly Use Period = 50
	For details about hazardous substances go to tab "Downloads", Category "Manufacturer's declaration"

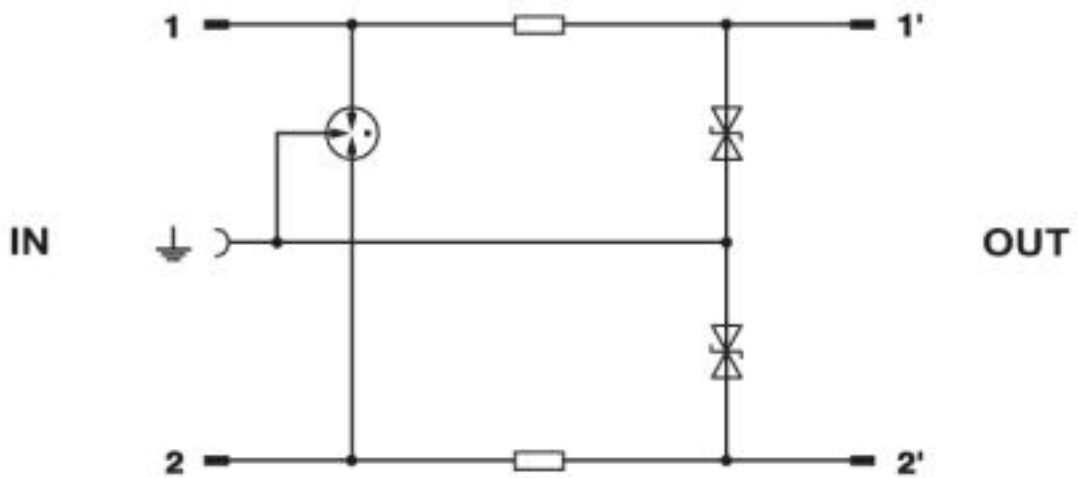
## Drawings

# Surge protection plug - CTM 2X1- 5DC - 2838571

Dimensional drawing



Circuit diagram



# Surge protection plug - CTM 2X1- 5DC - 2838571

## Classifications

### eCl@ss

eCl@ss 4.0	27130800
eCl@ss 4.1	27130800
eCl@ss 5.0	27130800
eCl@ss 5.1	27130800
eCl@ss 6.0	27130800
eCl@ss 7.0	27130807
eCl@ss 8.0	27130807
eCl@ss 9.0	27130807

### ETIM

ETIM 2.0	EC000943
ETIM 3.0	EC000943
ETIM 4.0	EC000943
ETIM 5.0	EC000943
ETIM 6.0	EC000943
ETIM 7.0	EC000943

### UNSPSC

UNSPSC 6.01	30212010
UNSPSC 7.0901	39121610
UNSPSC 11	39121610
UNSPSC 12.01	39121610
UNSPSC 13.2	39121620
UNSPSC 18.0	39121620
UNSPSC 19.0	39121620
UNSPSC 20.0	39121620
UNSPSC 21.0	39121620

## Approvals

### Approvals

---

Approvals

UL Listed / EAC

---

Ex Approvals

---

### Approval details

# Surge protection plug - CTM 2X1- 5DC - 2838571

## Approvals

UL Listed		<a href="http://database.ul.com/cgi-bin/XYV/template/LISEXT/1FRAME/index.htm">http://database.ul.com/cgi-bin/XYV/template/LISEXT/1FRAME/index.htm</a>	FILE E 138168
-----------	--	---	---------------

EAC		RU C- DE.A*30.B01561
-----	--	-------------------------

## Accessories

### Necessary add-on products

Disconnect strip - CT 10-TL - 2765356



LSA-PLUS disconnect strip to hold the CTM and CT 10 protection modules. Version: 10 double conductors, dimension A: 124 mm.

Grounding rail - CT 1-10-ES - 2765547



Ground rail for CTM protective plug when used in combination with LSA-PLUS disconnect strip. Version: 10 double conductors

Screw termination block - CT-TERMIBLOCK 10 DA - 0441711



Screw termination block with disconnect contacts for accommodating protective plugs CT and CTM. Use in MCR and telecommunications systems. Design: 10 double wires

Magazine - CTM 10-MAG - 2838610



Magazine with a grounding rail to accommodate up to 10 LSA-PLUS protective plugs (COMTRAB CTM), to insert in CT-TERMIBLOCK or LSA-PLUS disconnect strip

## Additional products

## Surge protection plug - CTM 2X1- 5DC - 2838571

### Accessories

#### Mounting clip - CT 10-MB/ 3 - 2765372



Mounting clip, for holding 3 disconnect or ground wire strips. Version: 10 double conductors, dimensions: A 104.5 mm, B 65 mm.

---

#### Mounting clip - CT 10-MB/10 - 2765385



Mounting clip, for holding 10 disconnect or ground wire strips. Version: 10 double conductors, dimensions: A 104.5 mm, dimensions B 245.5 mm

---

#### Cable feed-through sleeve - CT-KDT - 2765518



Cable bush for assembly troughs, for protection of the lines guided through the laminated frame

---

#### Short-circuit connector - CTM EST - 2838649



LSA-PLUS grounding plug (COMTRAB CTM) to short-circuit and ground potentials in CT-TERMIBLOCK... and disconnect strip CT 10...

---

#### Shield connection - SSA 3-6 - 2839295



Shield fast connection for 3 ... 6 mm cable diameter. Potential connecting cable: 200 mm, 1 mm<sup>2</sup>, color: black

## Surge protection plug - CTM 2X1- 5DC - 2838571

### Accessories

Shield connection - SSA 5-10 - 2839512



Shield fast connection for 5 ... 10 mm cable diameter. Potential connecting cable: 200 mm, 1 mm<sup>2</sup>, color: black