

Upper part of housing - EH 70-C DS/ABS GY7035 - 2201754

Please be informed that the data shown in this PDF Document is generated from our Online Catalog. Please find the complete data in the user's documentation. Our General Terms of Use for Downloads are valid (<http://phoenixcontact.com/download>)




DIN rail housing, Upper part, connection opening on both sides, width: 70.1 mm, height: 75 mm, Depth: 36.95 mm, color: light gray (7035)

Your advantages

- ✓ DIN rail or wall mounting for application-specific device attachment
- ✓ Easy design-in, thanks to variable housing form factor
- ✓ Complete flexibility, thanks to PCBs with horizontal, frontal, and orthogonal orientation to the front of the device
- ✓ Three cover versions for individual PCB connections
- ✓ Integration of a wide variety of PCB connection technologies for a functional device design



Key Commercial Data

Packing unit	10 pc
Minimum order quantity	10 pc
GTIN	 4 055626 140261
GTIN	4055626140261
Weight per Piece (excluding packing)	13.000 g
Custom tariff number	85389099
Country of origin	India

Technical data

Item properties

Brief article description	Upper part of housing
Type	EH 70-C DS/ABS GY7035
Order No.	2201754
Housing type	DIN rail housing
Housing series	EH
Type	Upper part
Max. IP code to attain	IP20

Upper part of housing - EH 70-C DS/ABS GY7035 - 2201754

Technical data

Item properties

Mounting type	Snap in
Ventilation openings present	no

Dimensions

Width [w]	70.1 mm
Height [h]	75 mm
Depth [d]	36.95 mm
Depth from base support surface [d]	19.95 mm

Material data

Color (RAL)	light gray (7035)
Flammability rating according to UL 94	HB
Housing material	ABS

Ambient conditions

Ambient temperature (storage/transport)	-40 °C ... 55 °C
Ambient temperature (assembly)	-5 °C ... 80 °C
Ambient temperature (operation)	-40 °C ... 80 °C (depending on power dissipation)

PCB data

Mounting position	Vertical (horizontal DIN rail)
Type of PCB mount	Latching

General information

Type of note	Assembly instruction:
Note	Refer to the data sheet for the range in the download area.

Packaging information

Pieces per package	10
Denomination packing units	Pcs.

Standards and regulations

Flammability rating according to UL 94	HB
--	----

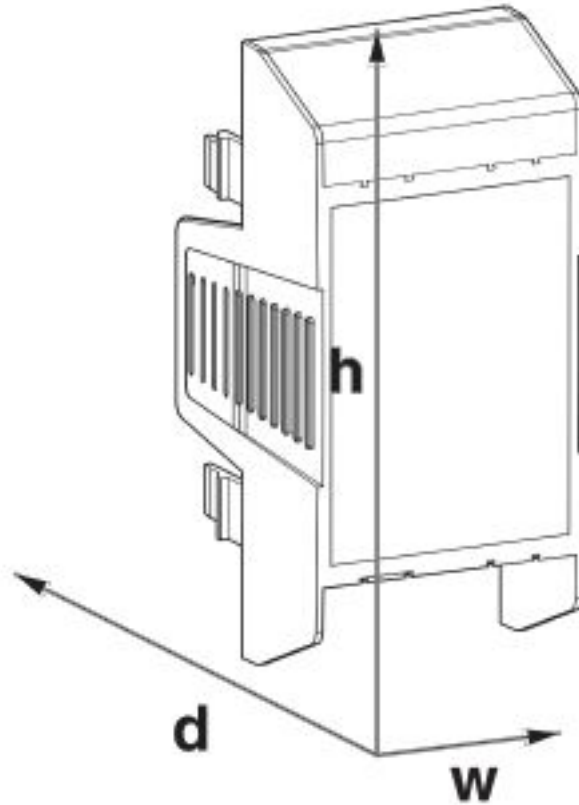
Environmental Product Compliance

China RoHS	Environmentally friendly use period: unlimited = EFUP-e
	No hazardous substances above threshold values

Drawings

Upper part of housing - EH 70-C DS/ABS GY7035 - 2201754

Dimensional drawing



Classifications

eCl@ss

eCl@ss 4.0	27180401
eCl@ss 4.1	27180401
eCl@ss 5.0	27180500
eCl@ss 5.1	27180500
eCl@ss 6.0	27180800
eCl@ss 7.0	27182702
eCl@ss 8.0	27182702
eCl@ss 9.0	27182702

Upper part of housing - EH 70-C DS/ABS GY7035 - 2201754

Classifications

ETIM

ETIM 3.0	EC001031
ETIM 4.0	EC001031
ETIM 5.0	EC001031
ETIM 6.0	EC001031
ETIM 7.0	EC001031

UNSPSC

UNSPSC 6.01	31261501
UNSPSC 7.0901	31261501
UNSPSC 11	31261501
UNSPSC 12.01	31261501
UNSPSC 13.2	31261501
UNSPSC 18.0	31261501
UNSPSC 19.0	31261501
UNSPSC 20.0	31261501
UNSPSC 21.0	31261501

Approvals


Approvals

Approvals

EAC

Ex Approvals

Approval details

EAC		B.01742
-----	---	---------

Accessories

Accessories

Filler plug

Upper part of housing - EH 70-C DS/ABS GY7035 - 2201754

Accessories

Filler plugs - EH 17,5-FP/ABS BK9005 - 2201841



DIN rail housing, Filler plug for unoccupied terminal points, width: 16.3 mm, height: 13.67 mm, Depth: 19.65 mm, color: black (9005)

Filler plugs - EH 17,5-FP/ABS GY7035 - 2201840



DIN rail housing, Filler plug for unoccupied terminal points, width: 16.3 mm, height: 13.67 mm, Depth: 19.65 mm, color: light gray (7035)

Necessary add-on products

Feed-through header - MSTBV 2,5/13-G - 1753657



PCB headers, nominal current: 12 A, rated voltage (III/2): 320 V, Nominal cross section: 2.5 mm², number of positions: 13, pitch: 5 mm, color: green, contact surface: Tin, mounting: Wave soldering, Pin layout: Linear pinning, solder pin [P]: 3.9 mm

Feed-through header - MSTBV 2,5/13-G-5,08 - 1758128



PCB headers, nominal current: 12 A, rated voltage (III/2): 320 V, Nominal cross section: 2.5 mm², number of positions: 13, pitch: 5.08 mm, color: green, contact surface: Tin, mounting: Wave soldering, Pin layout: Linear pinning, solder pin [P]: 3.9 mm
