

Upper part of housing - ME 17,5 OT-MSTBO SET BK - 2706373

Please be informed that the data shown in this PDF Document is generated from our Online Catalog. Please find the complete data in the user's documentation. Our General Terms of Use for Downloads are valid (<http://phoenixcontact.com/download>)

DIN rail housing, Set consisting of upper housing part and connection technology, width: 17.6 mm, height: 99 mm, Depth: 45.85 mm, color: black (9005)




Your advantages

- Gold contacts for data transmission and power supply (125 V, 8 A)
- When a device is unplugged from the system as a whole, the signal chain is not interrupted# Supply via standard MINI COMBICON plug
- ME...TBUS connector with 5 parallel contacts can be snapped onto DIN rails to save space



Key Commercial Data

Packing unit	10 pc
Minimum order quantity	10 pc
GTIN	 4 017918 616564
GTIN	4017918616564
Weight per Piece (excluding packing)	33.540 g
Custom tariff number	85369010
Country of origin	Germany
Note	Made to Order (non-returnable)

Technical data

Item properties

Brief article description	Upper part of housing
Type	ME 17,5 OT-MSTBO SET BK
Order No.	2706373
Housing type	DIN rail housing
Type	Set consisting of upper housing part and connection technology
Max. IP code to attain	IP20
Mounting type	Latching with lower housing part
Number of levels	2

Upper part of housing - ME 17,5 OT-MSTBO SET BK - 2706373

Technical data

Item properties

Connection levels	2 (Both sides)
Max. number of positions	16 (pitch: 3.5 mm)
	12 (pitch: 5 mm)
	8 (pitch: 7.25 mm)

Dimensions

Width [w]	17.6 mm
Height [h]	99 mm
Depth [d]	45.85 mm
Depth from base support surface [d]	38.5 mm

Material data

Color (RAL)	black (9005)
Flammability rating according to UL 94	V0
Housing material	Polyamide

Ambient conditions

Ambient temperature (storage/transport)	-40 °C ... 55 °C
Ambient temperature (assembly)	-5 °C ... 100 °C
Ambient temperature (operation)	-40 °C ... 105 °C (depending on power dissipation)
Relative humidity (storage/transport)	80 %

PCB data

Number of PCB holders	1
PCB thickness	1.4 mm ... 1.8 mm
Mounting position	Vertical (horizontal DIN rail)
Type of PCB mount	Latching

General information

Type of note	Assembly instruction:
Note	Refer to the data sheet for the range in the download area.
Type of note	Recommendation
Note	Material of contact pads for bus connector, galvanic gold (hard gold)

Packaging information

Type of packaging	packed in cardboard
Pieces per package	10
Denomination packing units	Pcs.
Outer packaging type	Carton

Standards and regulations

Connection in acc. with standard	CUL
Flammability rating according to UL 94	V0

Environmental Product Compliance

Upper part of housing - ME 17,5 OT-MSTBO SET BK - 2706373

Technical data

Environmental Product Compliance

	Lead 7439-92-1
China RoHS	Environmentally Friendly Use Period = 50
	For details about hazardous substances go to tab "Downloads", Category "Manufacturer's declaration"

Classifications

eCl@ss

eCl@ss 4.0	27180400
eCl@ss 4.1	27180400
eCl@ss 5.0	27180500
eCl@ss 5.1	27180500
eCl@ss 6.0	27180800
eCl@ss 7.0	27182702
eCl@ss 8.0	27182702
eCl@ss 9.0	27182702

ETIM

ETIM 2.0	EC001031
ETIM 3.0	EC001031
ETIM 4.0	EC001031
ETIM 5.0	EC001031
ETIM 6.0	EC001031
ETIM 7.0	EC001031

UNSPSC

UNSPSC 6.01	31261501
UNSPSC 7.0901	31261501
UNSPSC 11	31261501
UNSPSC 12.01	31261501
UNSPSC 13.2	31261501
UNSPSC 18.0	31261501
UNSPSC 19.0	31261501
UNSPSC 20.0	31261501
UNSPSC 21.0	31261501

Approvals

Approvals

Approvals

cUL Recognized / EAC / cULus Recognized

Upper part of housing - ME 17,5 OT-MSTBO SET BK - 2706373

Approvals

Ex Approvals

Approval details

cUL Recognized		http://database.ul.com/cgi-bin/XYV/template/LISEXT/1FRAME/index.htm	FILE E 60425
		B	D
Nominal voltage UN		250 V	300 V
Nominal current IN		12 A	10 A
mm ² /AWG/kcmil		30-12	30-12

EAC		B.01742
-----	--	---------

cULus Recognized	
------------------	--

Accessories

Accessories

Fiber optic

Fiber optic - HS LC-H-D3/ R1XC1 - 2202313



Light guides, passive, rigid, can be used for the ME, ME-MAX, ME-IO, ME PLC, and EH housing ranges (housing must be processed)

Fiber optic - HS LC-H-5X2/ R1XC1 - 2202314



Light guides, passive, rigid, can be used for the ME, ME-MAX, ME-IO, ME PLC, and EH housing ranges (housing must be processed)

Upper part of housing - ME 17,5 OT-MSTBO SET BK - 2706373

Accessories

Fiber optic - HS LC-H-D3/ R2XC1-5,08 - 2202315



Light guides, passive, rigid, can be used for the ME, ME-MAX, ME-IO, ME PLC, and EH housing ranges (housing must be processed)

Fiber optic - HS LC-H-D2/ R2XC1-2,54 - 2202316



Light guides, passive, rigid, can be used for the ME, ME-MAX, ME-IO, ME PLC, and EH housing ranges (housing must be processed)

Fiber optic - HS LC-H-D2/ R2XC2-2,54 - 2202317



Light guides, passive, rigid, can be used for the ME, ME-MAX, ME-IO, ME PLC, and EH housing ranges (housing must be processed)

Fiber optic - HS LC-H-D2/ R2XC5-2,54 - 2202318



Light guides, passive, rigid, can be used for the ME, ME-MAX, ME-IO, ME PLC, and EH housing ranges (housing must be processed)

Fiber optic - HS LC-H-D2/ R2XC10-2,54 - 2202319



Light guides, passive, rigid, can be used for the ME, ME-MAX, ME-IO, ME PLC, and EH housing ranges (housing must be processed)

Upper part of housing - ME 17,5 OT-MSTBO SET BK - 2706373

Accessories

Fiber optic - HS LC-H-D2C/ R2XC1-2,54 - 1036658



Light guides, passive, rigid, can be used for the ME, ME-MAX, ME-IO, ME PLC, and EH housing ranges (housing must be processed)

Fiber optic - HS LC-H-D2C/ R2XC2-2,54 - 1043044



Light guides, passive, rigid, can be used for the ME, ME-MAX, ME-IO, ME PLC, and EH housing ranges (housing must be processed)

Fiber optic - HS LC-H-D2C/ R2XC5-2,54 - 1071310



Light guides, passive, rigid, can be used for the ME, ME-MAX, ME-IO, ME PLC, and EH housing ranges (housing must be processed)

Fiber optic - HS LC-H-D2C/ R2XC10-2,54 - 1071314



Light guides, passive, rigid, can be used for the ME, ME-MAX, ME-IO, ME PLC, and EH housing ranges (housing must be processed)

Mounting material

Shield connection clamp - ME-SAS - 2853899



Shield connection clamp for printed circuit terminal block

Upper part of housing - ME 17,5 OT-MSTBO SET BK - 2706373

Accessories

Shield connection clamp - ME-SAS MINI - 2200456



Shield connection clamp for printed circuit terminal block

Necessary add-on products

Feed-through header - MCO 1,5/ 4-G1R-3,5 KMGY - 2278377



PCB headers, number of positions: 4, pitch: 3.5 mm, color: light gray, contact surface: Tin, Pin layout: Linear pinning, solder pin [P]: 3 mm, Article with lateral pin exit

Feed-through header - MCO 1,5/ 4-G1L-3,5 KMGY - 2278364



PCB headers, number of positions: 4, pitch: 3.5 mm, color: light gray, contact surface: Tin, Pin layout: Linear pinning, solder pin [P]: 3 mm, Article with lateral pin exit

Printed-circuit board connector - MC 1,5/ 4-ST-3,5 - 1840382



PCB connector, nominal current: 8 A, rated voltage (III/2): 160 V, Nominal cross section: 1.5 mm², number of positions: 4, pitch: 3.5 mm, connection method: Screw connection with tension sleeve, color: green, contact surface: Tin

Printed-circuit board connector - MC 1,5/ 4-ST-3,5 BK AU - 1835244



PCB connector, nominal current: 8 A, rated voltage (III/2): 160 V, Nominal cross section: 1.5 mm², number of positions: 4, pitch: 3.5 mm, connection method: Screw connection with tension sleeve, color: black, contact surface: Gold

Upper part of housing - ME 17,5 OT-MSTBO SET BK - 2706373

Accessories

Printed-circuit board connector - MC 1,5/ 4-ST-3,5 YE - 1703434



PCB connector, nominal current: 8 A, rated voltage (III/2): 160 V, Nominal cross section: 1.5 mm², number of positions: 4, pitch: 3.5 mm, connection method: Screw connection with tension sleeve, color: yellow, contact surface: Tin

Printed-circuit board connector - MC 1,5/ 4-ST-3,5 GY7035 - 1769074



PCB connector, nominal current: 8 A, rated voltage (III/2): 160 V, Nominal cross section: 1.5 mm², number of positions: 4, pitch: 3.5 mm, connection method: Screw connection with tension sleeve, color: light gray, contact surface: Tin

Printed-circuit board connector - MC 1,5/ 4-ST-3,5 BU - 1724310



PCB connector, nominal current: 8 A, rated voltage (III/2): 160 V, Nominal cross section: 1.5 mm², number of positions: 4, pitch: 3.5 mm, connection method: Screw connection with tension sleeve, color: blue, contact surface: Tin

Printed-circuit board connector - MC 1,5/ 4-ST-3,5 GY - 1747559



PCB connector, nominal current: 8 A, rated voltage (III/2): 160 V, Nominal cross section: 1.5 mm², number of positions: 4, pitch: 3.5 mm, connection method: Screw connection with tension sleeve, color: gray, contact surface: Tin

Printed-circuit board connector - MC 1,5/ 4-ST-3,5 AU - 1845086



PCB connector, nominal current: 8 A, rated voltage (III/2): 160 V, Nominal cross section: 1.5 mm², number of positions: 4, pitch: 3.5 mm, connection method: Screw connection with tension sleeve, color: green, contact surface: Gold

Upper part of housing - ME 17,5 OT-MSTBO SET BK - 2706373

Accessories

Printed-circuit board connector - FMC 1,5/ 4-ST-3,5 - 1952283



PCB connector, nominal current: 8 A, rated voltage (III/2): 160 V, Nominal cross section: 1.5 mm², number of positions: 4, pitch: 3.5 mm, connection method: Push-in spring connection, color: green, contact surface: Tin

Printed-circuit board connector - FMC 1,5/ 4-ST-3,5 GY AU - 1746631



PCB connector, nominal current: 8 A, rated voltage (III/2): 160 V, Nominal cross section: 1.5 mm², number of positions: 4, pitch: 3.5 mm, connection method: Push-in spring connection, color: gray, contact surface: Gold

Printed-circuit board connector - FMC 1,5/ 4-ST-3,5 BK - 1704999



PCB connector, nominal current: 8 A, rated voltage (III/2): 160 V, Nominal cross section: 1.5 mm², number of positions: 4, pitch: 3.5 mm, connection method: Push-in spring connection, color: black, contact surface: Tin

Printed-circuit board connector - FMC 1,5/ 4-ST-3,5 GY - 1711257



PCB connector, nominal current: 8 A, rated voltage (III/2): 160 V, Nominal cross section: 1.5 mm², number of positions: 4, pitch: 3.5 mm, connection method: Push-in spring connection, color: gray, contact surface: Tin

Printed-circuit board connector - FMC 1,5/ 4-ST-3,5 GY7035 - 1773578




PCB connector, nominal current: 8 A, rated voltage (III/2): 160 V, Nominal cross section: 1.5 mm², number of positions: 4, pitch: 3.5 mm, connection method: Push-in spring connection, color: light gray, contact surface: Tin

Upper part of housing - ME 17,5 OT-MSTBO SET BK - 2706373

Accessories

Printed-circuit board connector - FK-MCP 1,5/ 4-ST-3,5 - 1939934




PCB connector, nominal current: 8 A, rated voltage (III/2): 160 V, Nominal cross section: 1.5 mm², number of positions: 4, pitch: 3.5 mm, connection method: Push-in spring connection, color: green, contact surface: Tin

Printed-circuit board connector - FK-MCP 1,5/ 4-ST-3,5 GY7035 - 1773594




PCB connector, nominal current: 8 A, rated voltage (III/2): 160 V, Nominal cross section: 1.5 mm², number of positions: 4, pitch: 3.5 mm, connection method: Push-in spring connection, color: light gray, contact surface: Tin

Printed-circuit board connector - FK-MCP 1,5/ 4-ST-3,5 AU - 1708286




PCB connector, nominal current: 8 A, rated voltage (III/2): 160 V, Nominal cross section: 1.5 mm², number of positions: 4, pitch: 3.5 mm, connection method: Push-in spring connection, color: green, contact surface: Gold

Printed-circuit board connector - FK-MCP 1,5/ 4-ST-3,5 VPE1000 - 1703939



PCB connector, nominal current: 8 A, rated voltage (III/2): 160 V, Nominal cross section: 1.5 mm², number of positions: 4, pitch: 3.5 mm, connection method: Push-in spring connection, color: green, contact surface: Tin

Printed-circuit board connector - FK-MCP 1,5/ 4-ST-3,5 BK - 1800272



PCB connector, nominal current: 8 A, rated voltage (III/2): 160 V, Nominal cross section: 1.5 mm², number of positions: 4, pitch: 3.5 mm, connection method: Push-in spring connection, color: black, contact surface: Tin

Upper part of housing - ME 17,5 OT-MSTBO SET BK - 2706373

Accessories

Feed-through header - MSTBO 2,5/ 3 G1L THRR44 BK AU - 1077611



PCB headers, number of positions: 3, pitch: 5 mm, color: black, contact surface: Gold, Pin layout: Linear pinning, solder pin [P]: 2.5 mm, Article with lateral pin exit

Feed-through header - MSTBO 2,5/ 3 G1R THRR44 BK AU - 1077612



PCB headers, number of positions: 3, pitch: 5 mm, color: black, contact surface: Gold, Pin layout: Linear pinning, solder pin [P]: 2.5 mm, Article with lateral pin exit

Feed-through header - MSTBO 2,5/ 3 G1L THRR44 BK - 2915216



PCB headers, number of positions: 3, pitch: 5 mm, color: black, contact surface: Tin, Pin layout: Linear pinning, solder pin [P]: 3.5 mm

Feed-through header - MSTBO 2,5/ 3 G1R THRR44 BK - 2915229



PCB headers, number of positions: 3, pitch: 5 mm, color: black, contact surface: Tin, Pin layout: Linear pinning, solder pin [P]: 3.5 mm

Feed-through header - MSTBO 2,5/ 3-G1L KMGY AU - 1077605



PCB headers, number of positions: 3, pitch: 5 mm, color: light gray, contact surface: Gold, Pin layout: Linear pinning

Upper part of housing - ME 17,5 OT-MSTBO SET BK - 2706373

Accessories

Feed-through header - MSTBO 2,5/ 3-G1R KMGY AU - 1077606



PCB headers, number of positions: 3, pitch: 5 mm, color: light gray, contact surface: Gold, Pin layout: Linear pinning

Feed-through header - MSTBO 2,5/ 3-G1L KMGY - 2853750



PCB headers, number of positions: 3, pitch: 5 mm, color: light gray, contact surface: Tin, Pin layout: Linear pinning, solder pin [P]: 3.5 mm

Feed-through header - MSTBO 2,5/ 3-G1PR GY7035 - 2200329



PCB headers, number of positions: 3, pitch: 5 mm, color: light gray, contact surface: Tin, Pin layout: Linear pinning

Feed-through header - MSTBO 2,5/ 3-G1PL GY7035 - 2200328



PCB headers, number of positions: 3, pitch: 5 mm, color: light gray, contact surface: Tin, Pin layout: Linear pinning

Feed-through header - MSTBO 2,5/ 3-G1R - 1861031



PCB headers, number of positions: 3, pitch: 5 mm, color: green, contact surface: Tin, Pin layout: Linear pinning, solder pin [P]: 3.5 mm, Article with lateral pin exit

Upper part of housing - ME 17,5 OT-MSTBO SET BK - 2706373

Accessories

Feed-through header - MSTBO 2,5/ 3-G1R KMGY - 2853763



PCB headers, number of positions: 3, pitch: 5 mm, color: light gray, contact surface: Tin, Pin layout: Linear pinning, solder pin [P]: 3.5 mm

Feed-through header - MSTBO 2,5/ 3-G1R LBGY - 2200382



PCB headers, Pin layout: Linear pinning, solder pin [P]: 3.5 mm, Article with lateral pin exit

Feed-through header - MSTBO 2,5/ 3-G1L - 1861028



PCB headers, number of positions: 3, pitch: 5 mm, color: green, contact surface: Tin, Pin layout: Linear pinning, solder pin [P]: 3.5 mm, Article with lateral pin exit

Feed-through header - MSTBO 2,5/ 3-G1L YE - 2200111



PCB headers, number of positions: 3, pitch: 5 mm

Feed-through header - MSTBO 2,5/ 3-G1L OG - 2200371



PCB headers

Upper part of housing - ME 17,5 OT-MSTBO SET BK - 2706373

Accessories

Feed-through header - MSTBO 2,5/ 3-G1L GYWH - 2278487



PCB headers, number of positions: 3, pitch: 5 mm

Feed-through header - MSTBO 2,5/ 3-G1R YE - 2200110



PCB headers, number of positions: 3, pitch: 5 mm

Feed-through header - MSTBO 2,5/ 3-G1L RD - 2695918



PCB headers, number of positions: 3, pitch: 5 mm

Feed-through header - MSTBO 2,5/ 3-G1R OG - 2200377



PCB headers

Feed-through header - MSTBO 2,5/ 3-G1R GYWH - 2278490



PCB headers, number of positions: 3, pitch: 5 mm

Upper part of housing - ME 17,5 OT-MSTBO SET BK - 2706373

Accessories

Feed-through header - MSTBO 2,5/ 3-G1R RD - 2278296



PCB headers, number of positions: 3, pitch: 5 mm

Feed-through header - MSTBO 2,5/ 3-G1R BU - 2854733



PCB headers, number of positions: 3, pitch: 5 mm, Pin layout: Linear pinning

Feed-through header - MSTBO 2,5/ 3-G1L GY - 2909549



PCB headers, number of positions: 3, pitch: 5 mm, Pin layout: Linear pinning

Feed-through header - MSTBO 2,5/ 3-G1L BU - 2854720



PCB headers, number of positions: 3, pitch: 5 mm, Pin layout: Linear pinning

Feed-through header - MSTBO 2,5/ 3-G1R BK - 2909633



PCB headers, number of positions: 3, pitch: 5 mm, Pin layout: Linear pinning

Upper part of housing - ME 17,5 OT-MSTBO SET BK - 2706373

Accessories

Feed-through header - MSTBO 2,5/ 3-G1L BK - 2909646



PCB headers, number of positions: 3, pitch: 5 mm, Pin layout: Linear pinning

Feed-through header - MSTBO 2,5/ 3-G1R GY - 2909552



PCB headers, number of positions: 3, pitch: 5 mm, Pin layout: Linear pinning

Feed-through header - MSTBO 2,5/ 3-G1R BUGY - 2853158



PCB headers, number of positions: 3, pitch: 5 mm, Pin layout: Linear pinning

Feed-through header - MSTBO 2,5/ 3-G1L BUGY - 2853145



PCB headers, number of positions: 3, pitch: 5 mm, Pin layout: Linear pinning

Printed-circuit board connector - PSPT 2,5/ 3-ST KMGY - 2202345



PCB connector, Nominal cross section: 2.5 mm², number of positions: 3, pitch: 5 mm, color: light gray, contact surface: Tin

Upper part of housing - ME 17,5 OT-MSTBO SET BK - 2706373

Accessories

Printed-circuit board connector - PSPT 2,5/ 3-ST BU - 1064204



PCB connector, number of positions: 3, pitch: 5 mm, color: blue

Printed-circuit board connector - PSPT 2,5/ 3-ST GY - 1064205



PCB connector, number of positions: 3, pitch: 5 mm, color: light gray

Printed-circuit board connector - PSPT 2,5/ 3-ST GYBN - 2200876



PCB connector, number of positions: 3, pitch: 5 mm, color: grey brown

Printed-circuit board connector - MSTBT 2,5 HC/ 3-STP BK - 2200483



PCB connector, number of positions: 3, pitch: 5 mm, color: black, contact surface: Tin

Printed-circuit board connector - MSTBT 2,5 HC/ 3-STP GY7035 - 2200333



PCB connector, number of positions: 3, pitch: 5 mm, color: light gray, contact surface: Tin

Upper part of housing - ME 17,5 OT-MSTBO SET BK - 2706373

Accessories

Printed-circuit board connector - MSTBT 2,5 HC/ 3-STP BU - 2203845



PCB connector, number of positions: 3, pitch: 5 mm, color: blue, contact surface: Tin

Feed-through header - GMSTBO 2,5 HV/ 2-GL-7,25 THR - 2199867



PCB headers, number of positions: 2, pitch: 7.25 mm, Pin layout: Linear pinning

Feed-through header - GMSTBO 2,5 HV/ 2-GL-7,25THRR32 - 2279703



PCB headers, number of positions: 2, pitch: 7.25 mm, Pin layout: Linear pinning

Feed-through header - GMSTBO 2,5 HV/ 2-GR-7,25 THR - 2199760



PCB headers, number of positions: 2, pitch: 7.25 mm, Pin layout: Linear pinning

Feed-through header - GMSTBO 2,5 HV/ 2-GR-7,25THRR32 - 2279606



PCB headers, Pin layout: Linear pinning

Upper part of housing - ME 17,5 OT-MSTBO SET BK - 2706373

Accessories

Printed-circuit board connector - GMSTBT 2,5 HV/2-ST-7,25 GY7035 - 2199757



PCB connector, number of positions: 2, pitch: 7.25 mm, color: light gray, contact surface: Tin