

Mounting base housing - ME 22,5 UT TBUS KMGY - 2869524

Please be informed that the data shown in this PDF Document is generated from our Online Catalog. Please find the complete data in the user's documentation. Our General Terms of Use for Downloads are valid (<http://phoenixcontact.com/download>)




DIN rail housing, Lower housing part with metal foot catch, tall design, with vents, width: 22.6 mm, height: 99 mm, depth: 107.3 mm, cross connection: DIN rail connector (optional), number of positions cross connector: 5, color: light gray (7035)

Your advantages

- Item is from the ME product range
- Tool-free mounting
- Available in overall widths from 12.5 mm to 90 mm, modular extension is possible
- Inflammability class V0 according to UL 94
- Variety of connection technologies
- Can be mounted on the DIN rail
- Optional bus connector that is either integrated or mounted on the DIN rail



Key Commercial Data

| | |
|--------------------------------------|---|
| Packing unit | 10 pc |
| Minimum order quantity | 10 pc |
| GTIN |  4 017918 937010 |
| GTIN | 4017918937010 |
| Weight per Piece (excluding packing) | 31.250 g |
| Custom tariff number | 85472000 |
| Country of origin | Germany |

Technical data

Item properties

| | |
|---------------------------|---|
| Brief article description | Mounting base housing |
| Type | ME 22,5 UT TBUS KMGY |
| Order No. | 2869524 |
| Housing type | DIN rail housing |
| Type | Lower housing part with metal foot catch, tall design |

Mounting base housing - ME 22,5 UT TBUS KMGY - 2869524

Technical data

Item properties

| | |
|------------------------------|-------------------|
| Max. IP code to attain | IP20 |
| Mounting type | DIN rail mounting |
| Ventilation openings present | yes |

Dimensions

| | |
|--|----------|
| Width [w] | 22.6 mm |
| Height [h] | 99 mm |
| Depth [d] | 107.3 mm |
| Depth from top edge of DIN rail [d] | 99.8 mm |
| Depth from top edge of DIN rail to support point on upper part [d] | 68.5 mm |

Material data

| | |
|--|-------------------|
| Color (RAL) | light gray (7035) |
| Flammability rating according to UL 94 | V0 |
| Housing material | Polyamide |

Ambient conditions

| | |
|---|--|
| Ambient temperature (storage/transport) | -40 °C ... 55 °C |
| Ambient temperature (assembly) | -5 °C ... 100 °C |
| Ambient temperature (operation) | -40 °C ... 105 °C (depending on power dissipation) |
| Relative humidity (storage/transport) | 80 % |

PCB data

| | |
|-----------------------|--------------------------------|
| Number of PCB holders | 1 |
| PCB thickness | 1.4 mm ... 1.8 mm |
| Mounting position | Vertical (horizontal DIN rail) |
| Type of PCB mount | Latching |

Power dissipation, single housing at 20 °C

| | |
|---------------------|----------|
| Ambient temperature | 20 °C |
| Reduction factor | 1 |
| Mounting position | vertical |
| Power dissipation | 6.1 W |

Power dissipation, single housing at 30 °C

| | |
|---------------------|----------|
| Ambient temperature | 30 °C |
| Reduction factor | 0.91 |
| Mounting position | vertical |
| Power dissipation | 5.5 W |

Power dissipation, single housing at 40 °C

| | |
|---------------------|----------|
| Ambient temperature | 40 °C |
| Reduction factor | 0.81 |
| Mounting position | vertical |
| Power dissipation | 4.9 W |

Mounting base housing - ME 22,5 UT TBUS KMGY - 2869524

Technical data

Power dissipation, single housing at 50 °C

| | |
|---------------------|----------|
| Ambient temperature | 50 °C |
| Reduction factor | 0.7 |
| Mounting position | vertical |
| Power dissipation | 4.3 W |

Power dissipation, single housing at 60 °C

| | |
|---------------------|----------|
| Ambient temperature | 60 °C |
| Reduction factor | 0.57 |
| Mounting position | vertical |
| Power dissipation | 3.5 W |

Mechanical strength/tumbling barrel

| | |
|-----------------------|---------------------|
| Specification | IEC 60998-1:2002-12 |
| Height of fall | 50 cm |
| Number of drop cycles | 10 |

Vibration test

| | |
|------------------------|------------------------|
| Specification | IEC 60068-2-6:2007-12 |
| Frequency | 10 - 150 - 10 Hz |
| Sweep speed | 1 octave/min |
| Amplitude | 0.15 mm (10 - 58.1 Hz) |
| Acceleration | 2g (58.1 - 150 Hz) |
| Test duration per axis | 2.5 h |
| Test directions | X-, Y- and Z-axis |

Shock

| | |
|--------------------------------|-----------------------------------|
| Specification | IEC 60068-2-27:2008-02 |
| Pulse shape | Half-sine |
| Acceleration | 15g |
| Shock duration | 11 ms |
| Number of shocks per direction | 3 |
| Test directions | X-, Y- and Z-axis (pos. and neg.) |

Thermostability (Ball Thrust Test)

| | |
|---------------|------------------------|
| Specification | IEC 60695-10-2:2014-02 |
| Temperature | 125 °C |
| Test duration | 1 h |
| Force | 20 N |

Test for assessing the risk of fire (glow wire)

| | |
|------------------|---|
| Specification | DIN EN 60695-2-11 (VDE 0471-2-11):2014-11 |
| Temperature | 850 °C |
| Time of exposure | 30 s |

Degrees of protection provided by housings (IP code)

Mounting base housing - ME 22,5 UT TBUS KMGY - 2869524

Technical data

Degrees of protection provided by housings (IP code)

| | |
|---------------------------------------|---|
| Specification | IEC 60529:1989-11 + AMD 1:1999-11 + AMD 2:2013-08 |
| Result, degree of protection, IP code | IP20 |

General information

| | |
|--------------|---|
| Type of note | Assembly instruction: |
| Note | Refer to the data sheet for the range in the download area. |
| Type of note | Recommendation |
| Note | Material of contact pads for bus connector, galvanic gold (hard gold) |

Packaging information

| | |
|----------------------------|---------------------|
| Type of packaging | packed in cardboard |
| Pieces per package | 10 |
| Denomination packing units | Pcs. |
| Outer packaging type | Carton |

Standards and regulations

| | |
|--|----|
| Flammability rating according to UL 94 | V0 |
|--|----|

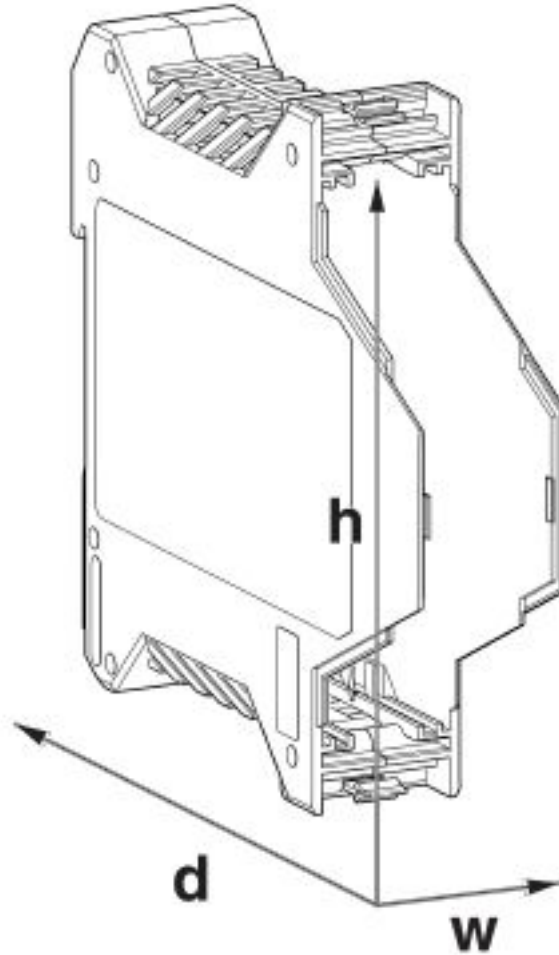
Environmental Product Compliance

| | |
|------------|---|
| China RoHS | Environmentally friendly use period: unlimited = EFUP-e |
| | No hazardous substances above threshold values |

Drawings

Mounting base housing - ME 22,5 UT TBUS KMGY - 2869524

Dimensional drawing



Classifications

eCl@ss

| | |
|------------|----------|
| eCl@ss 4.0 | 27180400 |
| eCl@ss 4.1 | 27180400 |
| eCl@ss 5.0 | 27180500 |
| eCl@ss 5.1 | 27180500 |
| eCl@ss 6.0 | 27180800 |
| eCl@ss 7.0 | 27182702 |
| eCl@ss 8.0 | 27182702 |
| eCl@ss 9.0 | 27182702 |

Mounting base housing - ME 22,5 UT TBUS KMGY - 2869524

Classifications

ETIM

| | |
|----------|----------|
| ETIM 2.0 | EC001031 |
| ETIM 3.0 | EC001031 |
| ETIM 4.0 | EC001031 |
| ETIM 5.0 | EC001031 |
| ETIM 6.0 | EC001031 |
| ETIM 7.0 | EC001031 |

UNSPSC

| | |
|---------------|----------|
| UNSPSC 6.01 | 31261501 |
| UNSPSC 7.0901 | 31261501 |
| UNSPSC 11 | 31261501 |
| UNSPSC 12.01 | 31261501 |
| UNSPSC 13.2 | 31261501 |
| UNSPSC 18.0 | 31261501 |
| UNSPSC 19.0 | 31261501 |
| UNSPSC 20.0 | 31261501 |
| UNSPSC 21.0 | 31261501 |

Approvals

Approvals

Approvals

UL Recognized / EAC

Ex Approvals

Approval details

| | | | |
|---------------|--|---|---------------|
| UL Recognized | | http://database.ul.com/cgi-bin/XYV/template/LISEXT/1FRAME/index.htm | FILE E 240868 |
|---------------|--|---|---------------|

| | | |
|-----|--|---------|
| EAC | | B.01742 |
|-----|--|---------|

Accessories

Accessories

Mounting material

Mounting base housing - ME 22,5 UT TBUS KMGY - 2869524

Accessories

Components of electronic housing - ME LPZS - 2906911



Component housing, PCB stop

Base latch - ME MF 17,5 - 2908281



Metal foot catch, for intermediate elements.


Shield connection clamp - ME-SAS - 2853899



Shield connection clamp for printed circuit terminal block

PCB

PCB - ME LP - 2906908



PCB, for custom fitting, with contact to DIN rail (EN 60715)

Necessary add-on products

Upper part of housing - ME 22,5 OT-MSTBO KMGY - 2907761



DIN rail housing, Upper housing part for connectors with header, width: 22.6 mm, height: 99 mm, depth: 45.85 mm, color: light gray (7035)

Mounting base housing - ME 22,5 UT TBUS KMGY - 2869524

Accessories

Upper part of housing - ME 22,5 OT-FKDSO KMGY - 2200323



DIN rail housing, Upper housing part for PCB terminal blocks with Push-in spring connection, width: 22.6 mm, height: 99 mm, depth: 45.85 mm, color: light gray (7035)

Upper part of housing - ME 22,5 OT-MKDSO KMGY - 2908469



DIN rail housing, Upper housing part for PCB terminal blocks with screw connection, width: 22.6 mm, height: 99 mm, depth: 45.85 mm, color: light gray (7035)

Upper part of housing - ME 22,5 OTU-MKDSO KMGY - 2278953



DIN rail housing, Upper housing part for PCB terminal blocks with screw connection, width: 22.6 mm, height: 99 mm, depth: 45.85 mm, color: light gray (7035)

Upper part of housing - ME 22,5 OT-1MSTBO KMGY - 2914877



DIN rail housing, Upper housing part for connectors with header, width: 22.6 mm, height: 99 mm, depth: 45.85 mm, color: light gray (7035)

Upper part of housing - ME 22,5 OT-3MSTBO KMGY - 2914880



DIN rail housing, Upper housing part for connectors with header, width: 22.6 mm, height: 102 mm, depth: 60.15 mm, color: light gray (7035)

Mounting base housing - ME 22,5 UT TBUS KMGY - 2869524

Accessories

Upper part of housing - ME 22,5 OTP-MSTBO PS KMGY - 2279282



DIN rail housing, Upper housing part for connectors with header, width: 22.6 mm, height: 99 mm, depth: 45.85 mm, color: light gray (7035)

Upper part of housing - ME 22,5 OT-MKDSO SET KMGY - 2853734



DIN rail housing, Set consisting of upper housing part and connection technology, width: 22.6 mm, height: 99 mm, depth: 45.85 mm, color: light gray (7035)

Upper part of housing - ME 22,5 OT-MSTBO KMGY VPE200 - 2896801



DIN rail housing, Upper housing part for connectors with header, width: 22.6 mm, height: 99 mm, depth: 45.85 mm, color: light gray (7035)

Upper part of housing - ME 22,5 OT-MSTBO SET KMGY - 2709244



DIN rail housing, Set consisting of upper housing part and connection technology, width: 22.6 mm, height: 99 mm, depth: 45.85 mm, color: light gray (7035)

DIN rail bus connectors - ME 22,5 TBUS 1,5/ 5-ST-3,81 KMGY - 2713722



DIN rail connector, number of positions: 5, pitch: 3.81 mm, color: light gray, contact surface: Gold, Articles with gold-plated contacts, bus connectors for connecting with electronic housings

Mounting base housing - ME 22,5 UT TBUS KMGY - 2869524

Accessories

DIN rail bus connectors - ME 22,5 TBUS 1,5/4P1S KMGY - 2201732



DIN rail connector for ME and ME-MAX, design width: 22.5 mm, 4 parallel positions and 1 serial position, color: light gray (similar to RAL 7035)

DIN rail bus connectors - ME 22,5 TBUS ADAPTER KMGY - 2201756



DIN rail bus adapter for ME and ME-MAX, design width: 22.5 mm, 5 parallel positions, color: light gray (similar to RAL 7035)
