

## Mounting base housing - ME 22,5 UT/FE BUS/ 5+2 KMGY - 2201856

Please be informed that the data shown in this PDF Document is generated from our Online Catalog. Please find the complete data in the user's documentation. Our General Terms of Use for Downloads are valid (<http://phoenixcontact.com/download>)




DIN rail housing, Lower housing part with metal foot catch, tall design, with vents, width: 22.6 mm, height: 99 mm, depth: 107.3 mm, cross connection: integrated bus connector, number of positions cross connector: 5+2, color: light gray (7035)

### Your advantages

- Item is from the ME product range
- Tool-free mounting
- Available in overall widths from 12.5 mm to 90 mm, modular extension is possible
- Inflammability class V0 according to UL 94
- Variety of connection technologies
- Can be mounted on the DIN rail
- Optional bus connector that is either integrated or mounted on the DIN rail



### Key Commercial Data

Packing unit	10 pc
Minimum order quantity	10 pc
GTIN	 4 046356 990653
GTIN	4046356990653
Weight per Piece (excluding packing)	55.240 g
Custom tariff number	85369010
Country of origin	Germany
Note	Made to Order (non-returnable)

### Technical data

#### Item properties

Brief article description	Mounting base housing
Type	ME 22,5 UT/FE BUS/ 5+2 KMGY
Order No.	2201856
Housing type	DIN rail housing

# Mounting base housing - ME 22,5 UT/FE BUS/ 5+2 KMGY - 2201856

## Technical data

### Item properties

Type	Lower housing part with metal foot catch, tall design
Max. IP code to attain	IP20
Mounting type	DIN rail mounting
Ventilation openings present	yes

### Dimensions

Width [ w ]	22.6 mm
Height [ h ]	99 mm
Depth [ d ]	107.3 mm
Depth from top edge of DIN rail [ d ]	99.8 mm
Depth from top edge of DIN rail to support point on upper part [ d ]	68.5 mm

### Material data

Color (RAL)	light gray (7035)
Flammability rating according to UL 94	V0
Housing material	Polyamide

### Ambient conditions

Ambient temperature (storage/transport)	-40 °C ... 55 °C
Ambient temperature (assembly)	-5 °C ... 100 °C
Ambient temperature (operation)	-40 °C ... 105 °C (depending on power dissipation)
Relative humidity (storage/transport)	80 %

### PCB data

Number of PCB holders	1
PCB thickness	1.4 mm ... 1.8 mm
Mounting position	Vertical (horizontal DIN rail)
Type of PCB mount	Latching

### Power dissipation, single housing at 20 °C

Ambient temperature	20 °C
Reduction factor	1
Mounting position	vertical
Power dissipation	6.1 W

### Power dissipation, single housing at 30 °C

Ambient temperature	30 °C
Reduction factor	0.91
Mounting position	vertical
Power dissipation	5.5 W

### Power dissipation, single housing at 40 °C

Ambient temperature	40 °C
Reduction factor	0.81
Mounting position	vertical

# Mounting base housing - ME 22,5 UT/FE BUS/ 5+2 KMGY - 2201856

## Technical data

### Power dissipation, single housing at 40 °C

Power dissipation	4.9 W
-------------------	-------

### Power dissipation, single housing at 50 °C

Ambient temperature	50 °C
Reduction factor	0.7
Mounting position	vertical
Power dissipation	4.3 W

### Power dissipation, single housing at 60 °C

Ambient temperature	60 °C
Reduction factor	0.57
Mounting position	vertical
Power dissipation	3.5 W

### Mechanical strength/tumbling barrel

Specification	IEC 60998-1:2002-12
Height of fall	50 cm
Number of drop cycles	10

### Vibration test

Specification	IEC 60068-2-6:2007-12
Frequency	10 - 150 - 10 Hz
Sweep speed	1 octave/min
Amplitude	0.15 mm (10 - 58.1 Hz)
Acceleration	2g (58.1 - 150 Hz)
Test duration per axis	2.5 h
Test directions	X-, Y- and Z-axis

### Shock

Specification	IEC 60068-2-27:2008-02
Pulse shape	Half-sine
Acceleration	15g
Shock duration	11 ms
Number of shocks per direction	3
Test directions	X-, Y- and Z-axis (pos. and neg.)

### Thermostability (Ball Thrust Test)

Specification	IEC 60695-10-2:2014-02
Temperature	125 °C
Test duration	1 h
Force	20 N

### Test for assessing the risk of fire (glow wire)

Specification	DIN EN 60695-2-11 (VDE 0471-2-11):2014-11
Temperature	850 °C

# Mounting base housing - ME 22,5 UT/FE BUS/ 5+2 KMGY - 2201856

## Technical data

### Test for assessing the risk of fire (glow wire)

Time of exposure	30 s
------------------	------

### Degrees of protection provided by housings (IP code)

Specification	IEC 60529:1989-11 + AMD 1:1999-11 + AMD 2:2013-08
Result, degree of protection, IP code	IP20

### General information

Type of note	Assembly instruction:
Note	Refer to the data sheet for the range in the download area.
Type of note	Recommendation
Note	Material of contact pads for bus connector, galvanic gold (hard gold)

### Packaging information

Type of packaging	packed in cardboard
Pieces per package	10
Denomination packing units	Pcs.
Outer packaging type	Carton

### Standards and regulations

Connection in acc. with standard	CUL
Flammability rating according to UL 94	V0

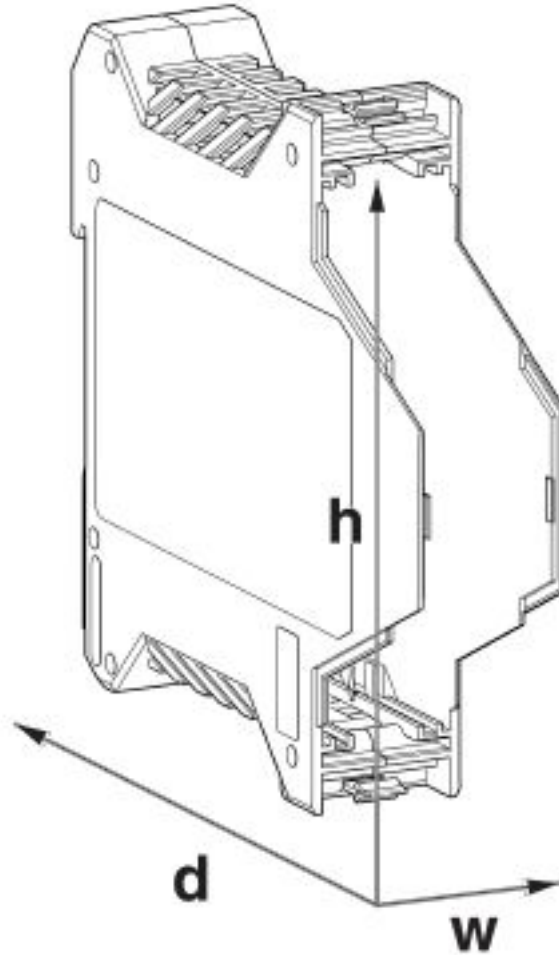
### Environmental Product Compliance

China RoHS	Environmentally friendly use period: unlimited = EFUP-e
	No hazardous substances above threshold values

## Drawings

# Mounting base housing - ME 22,5 UT/FE BUS/ 5+2 KMGY - 2201856

Dimensional drawing



## Classifications

### eCl@ss

eCl@ss 5.0	27180500
eCl@ss 5.1	27180500
eCl@ss 6.0	27180800
eCl@ss 7.0	27182702
eCl@ss 8.0	27182702
eCl@ss 9.0	27182702

### ETIM

ETIM 4.0	EC000886
ETIM 5.0	EC001031

# Mounting base housing - ME 22,5 UT/FE BUS/ 5+2 KMGY - 2201856

## Classifications

### ETIM

ETIM 6.0	EC001031
ETIM 7.0	EC001031

### UNSPSC

UNSPSC 13.2	31261501
UNSPSC 18.0	31261501
UNSPSC 19.0	31261501
UNSPSC 20.0	31261501
UNSPSC 21.0	31261501

## Approvals


### Approvals

#### Approvals

cUL Recognized / EAC / cULus Recognized

#### Ex Approvals

### Approval details

cUL Recognized		<a href="http://database.ul.com/cgi-bin/XYV/template/LISEXT/1FRAME/index.htm">http://database.ul.com/cgi-bin/XYV/template/LISEXT/1FRAME/index.htm</a>	FILE E 60425
	B	D	
Nominal voltage UN	300 V	300 V	
Nominal current IN	8 A	8 A	

EAC		B.01742
-----	---	---------

cULus Recognized	
------------------	---

## Accessories

### Accessories

Filler plug

## Mounting base housing - ME 22,5 UT/FE BUS/ 5+2 KMGY - 2201856

### Accessories

Cover - ME B-KA KMGY - 2706302



Terminal cover, 1 strip covers up to 12 terminal points, for ME-BUS terminal opening, (male side)

---

Cover - ME B-SA/NS 35 KMGY - 2706700



Terminal cover, 1 strip covers up to 12 terminal points, for ME-BUS male side, (female side)

---

### Mounting material

Components of electronic housing - ME LPZS - 2906911



Component housing, PCB stop

---

Components of electronic housing - ME DH 27 NS 35 KMGY - 2706289



Spacers, for protection of the input or output contacts for DIN rail NS 35, width [B] 27 mm

---

Components of electronic housing - ME DH 36 NS 35 KMGY - 2706292



Spacers, for protection of the input or output contacts for DIN rail NS 35, width [B] 36 mm

---

# Mounting base housing - ME 22,5 UT/FE BUS/ 5+2 KMGY - 2201856

## Accessories

End clamp - E/ME TBUS NS35 GY - 2713780



End clamp, stable construction for DIN rail bus connector

---

## PCB plug

Printed-circuit board connector - MCVR 1,5/ 5-ST-3,81 GY7035 AU - 1719684



PCB connector, nominal current: 8 A, rated voltage (III/2): 160 V, nominal cross section: 1.5 mm<sup>2</sup>, number of positions: 5, pitch: 3.81 mm, connection method: Screw connection with tension sleeve, color: light gray, contact surface: Gold

---

Printed-circuit board connector - MC 1,5/ 5-ST-3,81 GY7035 AU - 1719697



PCB connector, nominal current: 8 A, rated voltage (III/2): 160 V, nominal cross section: 1.5 mm<sup>2</sup>, number of positions: 5, pitch: 3.81 mm, connection method: Screw connection with tension sleeve, color: light gray, contact surface: Gold, pin layout: Linear three-way pinning

---

Printed-circuit board connector - IMC 1,5/ 5-ST-3,81 GY7035 AU - 1719707



PCB connector, nominal current: 8 A, rated voltage (III/2): 160 V, nominal cross section: 1.5 mm<sup>2</sup>, number of positions: 5, pitch: 3.81 mm, connection method: Screw connection with tension sleeve, color: light gray, contact surface: Gold

---

Printed-circuit board connector - MC 1,5/ 2-ST-3,81 BK - 1827635



PCB connector, nominal current: 8 A, rated voltage (III/2): 160 V, nominal cross section: 1.5 mm<sup>2</sup>, number of positions: 2, pitch: 3.81 mm, connection method: Screw connection with tension sleeve, color: black, contact surface: Tin, pin layout: Linear three-way pinning



## Mounting base housing - ME 22,5 UT/FE BUS/ 5+2 KMGY - 2201856

### Accessories

Printed-circuit board connector - MC 1,5/ 2-ST-3,81 GY - 1894244



PCB connector, nominal current: 8 A, rated voltage (III/2): 160 V, nominal cross section: 1.5 mm<sup>2</sup>, number of positions: 2, pitch: 3.81 mm, connection method: Screw connection with tension sleeve, color: gray, contact surface: Tin, pin layout: Linear three-way pinning

Printed-circuit board connector - IMC 1,5/ 2-ST-3,81 GY7035 - 1708376



PCB connector, nominal current: 8 A, rated voltage (III/2): 160 V, nominal cross section: 1.5 mm<sup>2</sup>, number of positions: 2, pitch: 3.81 mm, connection method: Screw connection with tension sleeve, color: light gray, contact surface: Tin

Printed-circuit board connector - IMC 1,5/ 2-ST-3,81 BK - 1766954



PCB connector, nominal current: 8 A, rated voltage (III/2): 160 V, nominal cross section: 1.5 mm<sup>2</sup>, number of positions: 2, pitch: 3.81 mm, connection method: Screw connection with tension sleeve, color: black, contact surface: Tin

### Necessary add-on products

Upper part of housing - ME 22,5 OT-MSTBO KMGY - 2907761



DIN rail housing, Upper housing part for connectors with header, width: 22.6 mm, height: 99 mm, depth: 45.85 mm, color: light gray (7035)

Upper part of housing - ME 22,5 OT-FKDSO KMGY - 2200323



DIN rail housing, Upper housing part for PCB terminal blocks with Push-in spring connection, width: 22.6 mm, height: 99 mm, depth: 45.85 mm, color: light gray (7035)

## Mounting base housing - ME 22,5 UT/FE BUS/ 5+2 KMGY - 2201856

### Accessories

Upper part of housing - ME 22,5 OT-MKDSO KMGY - 2908469



DIN rail housing, Upper housing part for PCB terminal blocks with screw connection, width: 22.6 mm, height: 99 mm, depth: 45.85 mm, color: light gray (7035)

---

Upper part of housing - ME 22,5 OTU-MKDSO KMGY - 2278953



DIN rail housing, Upper housing part for PCB terminal blocks with screw connection, width: 22.6 mm, height: 99 mm, depth: 45.85 mm, color: light gray (7035)

---

Upper part of housing - ME 22,5 OT-1MSTBO KMGY - 2914877



DIN rail housing, Upper housing part for connectors with header, width: 22.6 mm, height: 99 mm, depth: 45.85 mm, color: light gray (7035)

---

Upper part of housing - ME 22,5 OT-3MSTBO KMGY - 2914880



DIN rail housing, Upper housing part for connectors with header, width: 22.6 mm, height: 102 mm, depth: 60.15 mm, color: light gray (7035)

---

Upper part of housing - ME 22,5 OTP-MSTBO PS KMGY - 2279282



DIN rail housing, Upper housing part for connectors with header, width: 22.6 mm, height: 99 mm, depth: 45.85 mm, color: light gray (7035)

---

---