

Upper part of housing - ME 45 OT-MSTBO BU - 2854982

Please be informed that the data shown in this PDF Document is generated from our Online Catalog. Please find the complete data in the user's documentation. Our General Terms of Use for Downloads are valid (<http://phoenixcontact.com/download>)



DIN rail housing, Upper housing part for connectors with header, width: 45.2 mm, height: 99 mm, depth: 45.85 mm, color: blue (5015)

Your advantages

- Item is from the ME product range
- Tool-free mounting
- Available in overall widths from 12.5 mm to 90 mm, modular extension is possible
- Inflammability class V0 according to UL 94
- Variety of connection technologies
- Can be mounted on the DIN rail
- Optional bus connector that is either integrated or mounted on the DIN rail



Key Commercial Data

Packing unit	10 pc
Minimum order quantity	10 pc
GTIN	
GTIN	4017918571832
Weight per Piece (excluding packing)	19.400 g
Custom tariff number	85472000
Country of origin	Germany

Technical data

Item properties

Brief article description	Upper part of housing
Type	ME 45 OT-MSTBO BU
Order No.	2854982
Housing type	DIN rail housing
Type	Upper housing part for connectors with header

Upper part of housing - ME 45 OT-MSTBO BU - 2854982

Technical data

Item properties

Max. IP code to attain	IP20
Mounting type	Latching with lower housing part
Connection levels	2 (Both sides)
Max. number of positions	40 (pitch: 3.5 mm)
	32 (pitch: 5 mm)
	24 (pitch: 7.25 mm)

Dimensions

Width [w]	45.2 mm
Height [h]	99 mm
Depth [d]	45.85 mm
Depth from base support surface [d]	38.5 mm

Material data

Color (RAL)	blue (5015)
Flammability rating according to UL 94	V0
Housing material	Polyamide

Ambient conditions

Ambient temperature (storage/transport)	-40 °C ... 55 °C
Ambient temperature (assembly)	-5 °C ... 100 °C
Ambient temperature (operation)	-40 °C ... 105 °C (depending on power dissipation)
Relative humidity (storage/transport)	80 %

PCB data

Number of PCB holders	2
PCB thickness	1.4 mm ... 1.8 mm
Mounting position	Vertical (horizontal DIN rail)
Type of PCB mount	Latching

Mechanical strength/tumbling barrel

Specification	IEC 60998-1:2002-12
Height of fall	50 cm
Number of drop cycles	10

Vibration test

Specification	IEC 60068-2-6:2007-12
Frequency	10 - 150 - 10 Hz
Sweep speed	1 octave/min
Amplitude	0.15 mm (10 - 58.1 Hz)
Acceleration	2g (58.1 - 150 Hz)
Test duration per axis	2.5 h
Test directions	X-, Y- and Z-axis

Shock

Upper part of housing - ME 45 OT-MSTBO BU - 2854982

Technical data

Shock

Specification	IEC 60068-2-27:2008-02
Pulse shape	Half-sine
Acceleration	15g
Shock duration	11 ms
Number of shocks per direction	3
Test directions	X-, Y- and Z-axis (pos. and neg.)

Thermostability (Ball Thrust Test)

Specification	IEC 60695-10-2:2014-02
Temperature	125 °C
Test duration	1 h
Force	20 N

Test for assessing the risk of fire (glow wire)

Specification	DIN EN 60695-2-11 (VDE 0471-2-11):2014-11
Temperature	850 °C
Time of exposure	30 s

Degrees of protection provided by housings (IP code)

Specification	IEC 60529:1989-11 + AMD 1:1999-11 + AMD 2:2013-08
Result, degree of protection, IP code	IP20

General information

Type of note	Assembly instruction:
Note	Refer to the data sheet for the range in the download area.
Type of note	Recommendation
Note	Material of contact pads for bus connector, galvanic gold (hard gold)

Packaging information

Type of packaging	packed in cardboard
Pieces per package	10
Denomination packing units	Pcs.
Outer packaging type	Carton

Standards and regulations

Connection in acc. with standard	CUL
Flammability rating according to UL 94	V0

Environmental Product Compliance

China RoHS	Environmentally friendly use period: unlimited = EFUP-e
	No hazardous substances above threshold values

Upper part of housing - ME 45 OT-MSTBO BU - 2854982

Classifications

eCl@ss

eCl@ss 4.0	27180400
eCl@ss 4.1	27180400
eCl@ss 5.0	27180500
eCl@ss 5.1	27180500
eCl@ss 6.0	27180800
eCl@ss 7.0	27182702
eCl@ss 8.0	27182702
eCl@ss 9.0	27182702

ETIM

ETIM 2.0	EC001031
ETIM 3.0	EC001031
ETIM 4.0	EC001031
ETIM 5.0	EC001031
ETIM 6.0	EC001031
ETIM 7.0	EC001031

UNSPSC

UNSPSC 6.01	31261501
UNSPSC 7.0901	31261501
UNSPSC 11	31261501
UNSPSC 12.01	31261501
UNSPSC 13.2	31261501
UNSPSC 18.0	31261501
UNSPSC 19.0	31261501
UNSPSC 20.0	31261501
UNSPSC 21.0	31261501

Approvals

Approvals

Approvals

cUL Recognized / cULus Recognized

Ex Approvals

Approval details

Upper part of housing - ME 45 OT-MSTBO BU - 2854982

Approvals

cUL Recognized		http://database.ul.com/cgi-bin/XYV/template/LISEXT/1FRAME/index.htm	FILE E 60425
Nominal voltage UN		300 V	
Nominal current IN		10 A	
mm ² /AWG/kcmil		30-12	

cULus Recognized	
------------------	--

Accessories

Accessories

Fiber optic

Fiber optic - HS LC-H-D3/ R1XC1 - 2202313



Light guides, passive, rigid, can be used for the ME, ME-MAX, ME-IO, ME PLC, and EH housing ranges (housing must be processed)

Fiber optic - HS LC-H-5X2/ R1XC1 - 2202314



Light guides, passive, rigid, can be used for the ME, ME-MAX, ME-IO, ME PLC, and EH housing ranges (housing must be processed)

Fiber optic - HS LC-H-D3/ R2XC1-5,08 - 2202315



Light guides, passive, rigid, can be used for the ME, ME-MAX, ME-IO, ME PLC, and EH housing ranges (housing must be processed)

Upper part of housing - ME 45 OT-MSTBO BU - 2854982

Accessories

Fiber optic - HS LC-H-D2/ R2XC1-2,54 - 2202316



Light guides, passive, rigid, can be used for the ME, ME-MAX, ME-IO, ME PLC, and EH housing ranges (housing must be processed)

Fiber optic - HS LC-H-D2/ R2XC2-2,54 - 2202317



Light guides, passive, rigid, can be used for the ME, ME-MAX, ME-IO, ME PLC, and EH housing ranges (housing must be processed)

Fiber optic - HS LC-H-D2/ R2XC5-2,54 - 2202318



Light guides, passive, rigid, can be used for the ME, ME-MAX, ME-IO, ME PLC, and EH housing ranges (housing must be processed)

Fiber optic - HS LC-H-D2/ R2XC10-2,54 - 2202319



Light guides, passive, rigid, can be used for the ME, ME-MAX, ME-IO, ME PLC, and EH housing ranges (housing must be processed)

Fiber optic - HS LC-H-D2/ R4XC2-2,54 - 2202320



Light guides, passive, rigid, can be used for the ME, ME-MAX, ME-IO, ME PLC, and EH housing ranges (housing must be processed)

Upper part of housing - ME 45 OT-MSTBO BU - 2854982

Accessories

Fiber optic - HS LC-H-D2/ R4XC5-2,54 - 2202321



Light guides, passive, rigid, can be used for the ME, ME-MAX, ME-IO, ME PLC, and EH housing ranges (housing must be processed)

Fiber optic - HS LC-H-D2/ R4XC9-2,54 - 2202322



Light guides, passive, rigid, can be used for the ME, ME-MAX, ME-IO, ME PLC, and EH housing ranges (housing must be processed)

Fiber optic - HS LC-H-D2/ R4XC10-2,54 - 2202323



Light guides, passive, rigid, can be used for the ME, ME-MAX, ME-IO, ME PLC, and EH housing ranges (housing must be processed)

Fiber optic - HS LC-H-D2C/ R2XC1-2,54 - 1036658



Light guides, passive, rigid, can be used for the ME, ME-MAX, ME-IO, ME PLC, and EH housing ranges (housing must be processed)

Fiber optic - HS LC-H-D2C/ R2XC2-2,54 - 1043044



Light guides, passive, rigid, can be used for the ME, ME-MAX, ME-IO, ME PLC, and EH housing ranges (housing must be processed)

Upper part of housing - ME 45 OT-MSTBO BU - 2854982

Accessories

Fiber optic - HS LC-H-D2C/ R2XC5-2,54 - 1071310



Light guides, passive, rigid, can be used for the ME, ME-MAX, ME-IO, ME PLC, and EH housing ranges (housing must be processed)

Fiber optic - HS LC-H-D2C/ R2XC10-2,54 - 1071314



Light guides, passive, rigid, can be used for the ME, ME-MAX, ME-IO, ME PLC, and EH housing ranges (housing must be processed)

Fiber optic - HS LC-H-D2C/ R4XC2-2,54 - 1071316



Light guides, passive, rigid, can be used for the ME, ME-MAX, ME-IO, ME PLC, and EH housing ranges (housing must be processed)

Fiber optic - HS LC-H-D2C/ R4XC5-2,54 - 1071318

Light guides, passive, rigid, can be used for the ME, ME-MAX, ME-IO, ME PLC, and EH housing ranges (housing must be processed)

Fiber optic - HS LC-H-D2C/ R4XC9-2,54 - 1071321



Light guides, passive, rigid, can be used for the ME, ME-MAX, ME-IO, ME PLC, and EH housing ranges (housing must be processed)

Fiber optic - HS LC-H-D2C/ R4XC10-2,54 - 1071329



Light guides, passive, rigid, can be used for the ME, ME-MAX, ME-IO, ME PLC, and EH housing ranges (housing must be processed)

Upper part of housing - ME 45 OT-MSTBO BU - 2854982

Accessories

Filler plug

Filler plugs - ME B-22,5 MSTBO BU - 2907813

DIN rail housing, Filler plug for unoccupied terminal points, color: blue (5015)

Filler plugs - ME B-22,5 MSTBO BU VPE100 - 2890137

DIN rail housing, Filler plug for unoccupied terminal points, color: blue (5015)

Mounting material

Shield connection clamp - ME-SAS - 2853899



Shield connection clamp for printed circuit terminal block

Shield connection clamp - ME-SAS MINI - 2200456



Shield connection clamp for printed circuit terminal block

Necessary add-on products

Feed-through header - MCO 1,5/ 5-G1L-3,5 KMGY - 2278380



PCB headers, number of positions: 5, pitch: 3.5 mm, color: light gray, contact surface: Tin, pin layout: Linear pinning, solder pin [P]: 2 mm, Article with lateral pin exit

Feed-through header - MCO 1,5/ 5-G1R-3,5 KMGY - 2278351



PCB headers, number of positions: 5, pitch: 3.5 mm, color: light gray, contact surface: Tin, pin layout: Linear pinning, solder pin [P]: 2 mm, Article with lateral pin exit

Upper part of housing - ME 45 OT-MSTBO BU - 2854982

Accessories

Printed-circuit board connector - MC 1,5/ 5-ST-3,5 GY7035 - 1769087



PCB connector, nominal current: 8 A, rated voltage (III/2): 160 V, nominal cross section: 1.5 mm², number of positions: 5, pitch: 3.5 mm, connection method: Screw connection with tension sleeve, color: light gray, contact surface: Tin

Printed-circuit board connector - MC 1,5/ 5-ST-3,5 - 1840395



PCB connector, nominal current: 8 A, rated voltage (III/2): 160 V, nominal cross section: 1.5 mm², number of positions: 5, pitch: 3.5 mm, connection method: Screw connection with tension sleeve, color: green, contact surface: Tin

MC 1,5/ 5-ST-3,5 BU - 1072487

PCB connector, number of positions: 5, pitch: 3.5 mm, color: blue, contact surface: Tin

Printed-circuit board connector - MC 1,5/ 5-ST-3,5 GY7031 - 1711176



PCB connector, nominal current: 8 A, rated voltage (III/2): 160 V, nominal cross section: 1.5 mm², number of positions: 5, pitch: 3.5 mm, connection method: Screw connection with tension sleeve, color: blue grey, contact surface: Tin

Printed-circuit board connector - MC 1,5/ 5-ST-3,5 BK - 1876343



PCB connector, nominal current: 8 A, rated voltage (III/2): 160 V, nominal cross section: 1.5 mm², number of positions: 5, pitch: 3.5 mm, connection method: Screw connection with tension sleeve, color: black, contact surface: Tin

Printed-circuit board connector - FMC 1,5/ 5-ST-3,5 - 1952296



PCB connector, nominal current: 8 A, rated voltage (III/2): 160 V, nominal cross section: 1.5 mm², number of positions: 5, pitch: 3.5 mm, connection method: Push-in spring connection, color: green, contact surface: Tin

Upper part of housing - ME 45 OT-MSTBO BU - 2854982

Accessories

Printed-circuit board connector - FMC 1,5/ 5-ST-3,5 YE - 1048844



PCB connector, nominal current: 8 A, rated voltage (III/2): 160 V, nominal cross section: 1.5 mm², number of positions: 5, pitch: 3.5 mm, connection method: Push-in spring connection, color: yellow, contact surface: Tin

Printed-circuit board connector - FMC 1,5/ 5-ST-3,5 GY AU - 1746644



PCB connector, nominal current: 8 A, rated voltage (III/2): 160 V, nominal cross section: 1.5 mm², number of positions: 5, pitch: 3.5 mm, connection method: Push-in spring connection, color: gray, contact surface: Gold

Printed-circuit board connector - FMC 1,5/ 5-ST-3,5 BK - 1705000



PCB connector, nominal current: 8 A, rated voltage (III/2): 160 V, nominal cross section: 1.5 mm², number of positions: 5, pitch: 3.5 mm, connection method: Push-in spring connection, color: black, contact surface: Tin

Printed-circuit board connector - FMC 1,5/ 5-ST-3,5 GY - 1729328



PCB connector, nominal current: 8 A, rated voltage (III/2): 160 V, nominal cross section: 1.5 mm², number of positions: 5, pitch: 3.5 mm, connection method: Push-in spring connection, color: gray, contact surface: Tin

Printed-circuit board connector - FMC 1,5/ 5-ST-3,5 GY7035 - 1773581




PCB connector, nominal current: 8 A, rated voltage (III/2): 160 V, nominal cross section: 1.5 mm², number of positions: 5, pitch: 3.5 mm, connection method: Push-in spring connection, color: light gray, contact surface: Tin

Upper part of housing - ME 45 OT-MSTBO BU - 2854982

Accessories

Printed-circuit board connector - FK-MCP 1,5/ 5-ST-3,5 - 1939947




PCB connector, nominal current: 8 A, rated voltage (III/2): 160 V, nominal cross section: 1.5 mm², number of positions: 5, pitch: 3.5 mm, connection method: Push-in spring connection, color: green, contact surface: Tin

Printed-circuit board connector - FK-MCP 1,5/ 5-ST-3,5 GY7035 - 1773604




PCB connector, nominal current: 8 A, rated voltage (III/2): 160 V, nominal cross section: 1.5 mm², number of positions: 5, pitch: 3.5 mm, connection method: Push-in spring connection, color: light gray, contact surface: Tin

Printed-circuit board connector - FK-MCP 1,5/ 5-ST-3,5 BK - 1800274



PCB connector, nominal current: 8 A, rated voltage (III/2): 160 V, nominal cross section: 1.5 mm², number of positions: 5, pitch: 3.5 mm, connection method: Push-in spring connection, color: black, contact surface: Tin

PCB connector - FK-MCP 1,5/ 5-ST-3,5 GY7031 - 1705329



PCB connector, nominal current: 8 A, rated voltage (III/2): 160 V, nominal cross section: 1.5 mm², number of positions: 5, pitch: 3.5 mm, connection method: Push-in spring connection, color: blue grey, contact surface: Tin

PCB connector - FK-MCP 1,5/ 5-ST-3,5 YE - 1096427



PCB connector, nominal current: 8 A, rated voltage (III/2): 160 V, nominal cross section: 1.5 mm², number of positions: 5, pitch: 3.5 mm, connection method: Push-in spring connection, color: yellow, contact surface: Tin

Upper part of housing - ME 45 OT-MSTBO BU - 2854982

Accessories

Feed-through header - MSTBO 2,5/ 4-G1L - 1861060



PCB headers, number of positions: 4, pitch: 5 mm, color: green, contact surface: Tin, pin layout: Linear pinning, solder pin [P]: 3.5 mm, Article with lateral pin exit

Feed-through header - MSTBO 2,5/ 4-G1L THRR44 BK AU - 1077613



PCB headers, number of positions: 4, pitch: 5 mm, color: black, contact surface: Gold, pin layout: Linear pinning, solder pin [P]: 2.5 mm, Article with lateral pin exit

Feed-through header - MSTBO 2,5/ 4-G1L THRR44 BK - 2697194



PCB headers, number of positions: 4, pitch: 5 mm, color: black, contact surface: Tin, pin layout: Linear pinning, solder pin [P]: 2.5 mm

Feed-through header - MSTBO 2,5/ 4-G1L THR BK - 2709749



PCB headers, pin layout: Linear pinning, Article with lateral pin exit

Feed-through header - MSTBO 2,5/ 4-G1L KMGY AU - 1077607



PCB headers, number of positions: 4, pitch: 5 mm, color: light gray, contact surface: Gold, pin layout: Linear pinning

Upper part of housing - ME 45 OT-MSTBO BU - 2854982

Accessories

Feed-through header - MSTBO 2,5/ 4-G1L KMGY - 2907774



PCB headers, number of positions: 4, pitch: 5 mm, color: light gray, contact surface: Tin, pin layout: Linear pinning, solder pin [P]: 3.5 mm

Feed-through header - MSTBO 2,5/ 4-G1L OG - 2200383



PCB headers, color: orange, pin layout: Linear pinning, solder pin [P]: 3.5 mm, Article with lateral pin exit

Feed-through header - MSTBO 2,5/ 4-G1R - 1861073



PCB headers, number of positions: 4, pitch: 5 mm, color: green, contact surface: Tin, pin layout: Linear pinning, solder pin [P]: 3.5 mm, Article with lateral pin exit

Feed-through header - MSTBO 2,5/ 4-G1R THR BK - 2709752



PCB headers, pitch: 5 mm, pin layout: Linear pinning, Article with lateral pin exit

Feed-through header - MSTBO 2,5/ 4-G1R THRR44 BK AU - 1077614



PCB headers, number of positions: 4, pitch: 5 mm, color: black, contact surface: Gold, pin layout: Linear pinning, solder pin [P]: 2.5 mm, Article with lateral pin exit

Upper part of housing - ME 45 OT-MSTBO BU - 2854982

Accessories

Feed-through header - MSTBO 2,5/ 4-G1R THRR44 BK - 2697204



PCB headers, number of positions: 4, pitch: 5 mm, color: black, contact surface: Tin, pin layout: Linear pinning, solder pin [P]: 3.5 mm, Article with lateral pin exit

Feed-through header - MSTBO 2,5/ 4-G1R KMGY AU - 1077608



PCB headers, number of positions: 4, pitch: 5 mm, color: light gray, contact surface: Gold, pin layout: Linear pinning, Article with lateral pin exit

Feed-through header - MSTBO 2,5/ 4-G1R KMGY - 2907787



PCB headers, number of positions: 4, pitch: 5 mm, color: light gray, contact surface: Tin, pin layout: Linear pinning, solder pin [P]: 3.5 mm, Article with lateral pin exit

Feed-through header - MSTBO 2,5/ 4-G1R OG - 2200384



PCB headers, pitch: 5 mm, color: orange, pin layout: Linear pinning, solder pin [P]: 3.5 mm, Article with lateral pin exit

Feed-through header - MSTBO 2,5/ 4-G1PL GY7035 - 2200325



PCB headers, number of positions: 4, pitch: 5 mm, color: light gray, contact surface: Tin, pin layout: Linear pinning, Article with lateral pin exit

Upper part of housing - ME 45 OT-MSTBO BU - 2854982

Accessories

Feed-through header - MSTBO 2,5/ 4-G1PL BK - 2200485



PCB headers, number of positions: 4, pitch: 5 mm, color: black, contact surface: Tin, Article with lateral pin exit

Feed-through header - MSTBO 2,5/ 4-G1PL BUGY - 2200551



PCB headers, number of positions: 4, pitch: 5 mm, color: blue grey, pin layout: Linear pinning, Article with lateral pin exit

Feed-through header - MSTBO 2,5/ 4-G1PR BK - 2200486



PCB headers, number of positions: 4, pitch: 5 mm, color: black, contact surface: Tin, pin layout: Linear pinning, Article with lateral pin exit

Feed-through header - MSTBO 2,5/ 4-G1PR GY7035 - 2200326



PCB headers, number of positions: 4, pitch: 5 mm, color: light gray, contact surface: Tin, pin layout: Linear pinning, Article with lateral pin exit

Feed-through header - MSTBO 2,5/ 4-G1PR BUGY - 2200552



PCB headers, number of positions: 4, pitch: 5 mm, color: blue grey, pin layout: Linear pinning, Article with lateral pin exit

Upper part of housing - ME 45 OT-MSTBO BU - 2854982

Accessories

Printed-circuit board connector - PSPT 2,5/ 4-ST KMGY - 2202344



PCB connector, number of positions: 4, pitch: 5 mm, color: light gray, contact surface: Tin

Printed-circuit board connector - PSPT 2,5/ 4-ST BU - 1036975

PCB connector, number of positions: 4

Printed-circuit board connector - PSPT 2,5/ 4-ST GY - 1036976

PCB connector, number of positions: 4

Printed-circuit board connector - PSPT 2,5/ 4-ST BK - 2202757



PCB connector, number of positions: 4, pitch: 5 mm, color: black, contact surface: Tin

Printed-circuit board connector - MSTBT 2,5 HC/ 4-STP BK - 2200482



PCB connector, number of positions: 4, pitch: 5 mm, color: black, contact surface: Tin

Printed-circuit board connector - MSTBT 2,5 HC/ 4-STP GY7035 - 2200332



PCB connector, number of positions: 4, pitch: 5 mm, color: light gray, contact surface: Tin

Upper part of housing - ME 45 OT-MSTBO BU - 2854982

Accessories

Printed-circuit board connector - MSTBT 2,5 HC/ 4-STP BU - 1009166



PCB connector, number of positions: 4, pitch: 5 mm, contact surface: Tin

Printed-circuit board connector - MSTBT 2,5 HC/ 4-STP BUGY - 2201085



PCB connector

Feed-through header - GMSTBO 2,5 HV/ 3-GL-7,25 THR - 2199663



PCB headers, number of positions: 3, pitch: 7.25 mm, pin layout: Linear pinning

Feed-through header - GMSTBO 2,5 HV/3-GL-7,25 THRR44 - 2200263



PCB headers, number of positions: 3, pin layout: Linear pinning

Feed-through header - GMSTBO 2,5 HV/ 3-GR-7,25 THR - 2199566



PCB headers, number of positions: 3, pitch: 7.25 mm, pin layout: Linear pinning

Upper part of housing - ME 45 OT-MSTBO BU - 2854982

Accessories

Feed-through header - GMSTBO 2,5 HV/3-GR-7,25 THRR44 - 2200262



PCB headers, number of positions: 3, pin layout: Linear pinning

Printed-circuit board connector - GMSTBT 2,5 HV/3-ST-7,25 GY7035 - 2199553



PCB connector, number of positions: 3, pitch: 7.25 mm, color: light gray, contact surface: Tin

Printed-circuit board connector - GMSTBT 2,5 HV/3-ST-7,25 YE - 1080380



PCB connector, number of positions: 3

Printed-circuit board connector - GMSTBT 2,5 HV/3-ST-7,25 BUGY - 2201084



PCB connector, number of positions: 3

Printed-circuit board connector - GMSTBT 2,5 HV/3-ST-7,25 BK - 2202104



PCB connector, number of positions: 3

Upper part of housing - ME 45 OT-MSTBO BU - 2854982

Accessories

Mounting base housing - ME 45 UT TBUS BU - 2713997



DIN rail housing, Lower housing part with metal foot catch, tall design, with vents, width: 45.2 mm, height: 99 mm, depth: 107.3 mm, cross connection: DIN rail connector (optional), number of positions cross connector: 5, color: blue (5015)

Mounting base housing - ME 45 UTG BU - 2709422



DIN rail housing, Lower housing part with metal foot catch, tall design, without vents, width: 45.2 mm, height: 99 mm, depth: 107.3 mm, cross connection: without bus connector, number of positions cross connector: not relevant, color: blue (5015)

Mounting base housing - ME 45 UT BUS/10 BU - 2896526



DIN rail housing, Lower housing part with metal foot catch, tall design, width: 45.2 mm, height: 99 mm, depth: 107.3 mm, number of positions cross connector: 10, color: blue (5015)

Mounting base housing - ME 45 UT/FE BUS/10+2 BU - 2706755



DIN rail housing, Lower housing part with metal foot catch, tall design, with vents, width: 45.2 mm, height: 99 mm, depth: 107.3 mm, cross connection: integrated bus connector, number of positions cross connector: 10+2, color: blue (5015)

Mounting base housing - ME 45 UT/FE BUS/10 BU - 2695523



DIN rail housing, Lower housing part with metal foot catch, tall design, with vents, width: 45.2 mm, height: 99 mm, depth: 107.3 mm, cross connection: integrated bus connector, number of positions cross connector: 10, color: blue (5015)

Upper part of housing - ME 45 OT-MSTBO BU - 2854982

Accessories

Mounting base housing - ME 45 UT/FE1 TBUS BU - 2201187



DIN rail housing, Lower housing part with metal foot catch, tall design, width: 45 mm, depth: 99 mm

Mounting base housing - ME 45 UT BU - 2854856



DIN rail housing, Lower housing part with metal foot catch, tall design, with vents, width: 45.2 mm, height: 99 mm, depth: 107.3 mm, cross connection: without bus connector, number of positions cross connector: not relevant, color: blue (5015)
