

Electronic housing - EMG 90-LG - 2946256

Please be informed that the data shown in this PDF Document is generated from our Online Catalog. Please find the complete data in the user's documentation. Our General Terms of Use for Downloads are valid (<http://phoenixcontact.com/download>)




Electronic housing, for PCB insertion, without screw connection terminal blocks and cover

Your advantages

- ✓ Choice of four cover sizes in transparent or color versions
- ✓ Practical and easy-to-wire conductor connections
- ✓ High degree of flexibility due to the wide choice of versions
- ✓ Uniform and appropriate housing technology
- ✓ Space-saving accommodation of electronic components in finely graded module versions available with 10 to 150 mm pitch
- ✓ User-friendly and safe mounting on DIN rails according to EN 60715
- ✓ Inflammability class V0 insulation material (according to UL 94)
- ✓ Shock and contamination-proof accommodation of electronic components
- ✓ Universal PCBs for all pitches

Key Commercial Data

Packing unit	5 pc
Minimum order quantity	5 pc
GTIN	 4 017918 082215
GTIN	4017918082215
Weight per Piece (excluding packing)	68.930 g
Custom tariff number	85472000
Country of origin	Germany

Technical data

General

Housing type	Component housing
Housing material	Polycarbonate fiber reinforced
Color (RAL)	green

Electronic housing - EMG 90-LG - 2946256

Technical data

Ambient conditions

Ambient temperature (operation)	-40 °C ... 125 °C
---------------------------------	-------------------

Dimensions

Length	75 mm
Height	47.5 mm
Width	90 mm
Pitch	5 mm
Depth	75 mm

Technical data

Power dissipation without gap	4.1 W
Power dissipation with 20 mm gap	4.6 W
Number of positions	34

Connection data

Conductor cross section solid min.	0.2 mm ²
Conductor cross section solid max.	4 mm ²
Conductor cross section flexible min.	0.2 mm ²
Conductor cross section flexible max.	2.5 mm ²
Conductor cross section AWG min.	24
Conductor cross section AWG max.	12
Stripping length	8 mm

Standards and Regulations

Flammability rating according to UL 94	V0
--	----

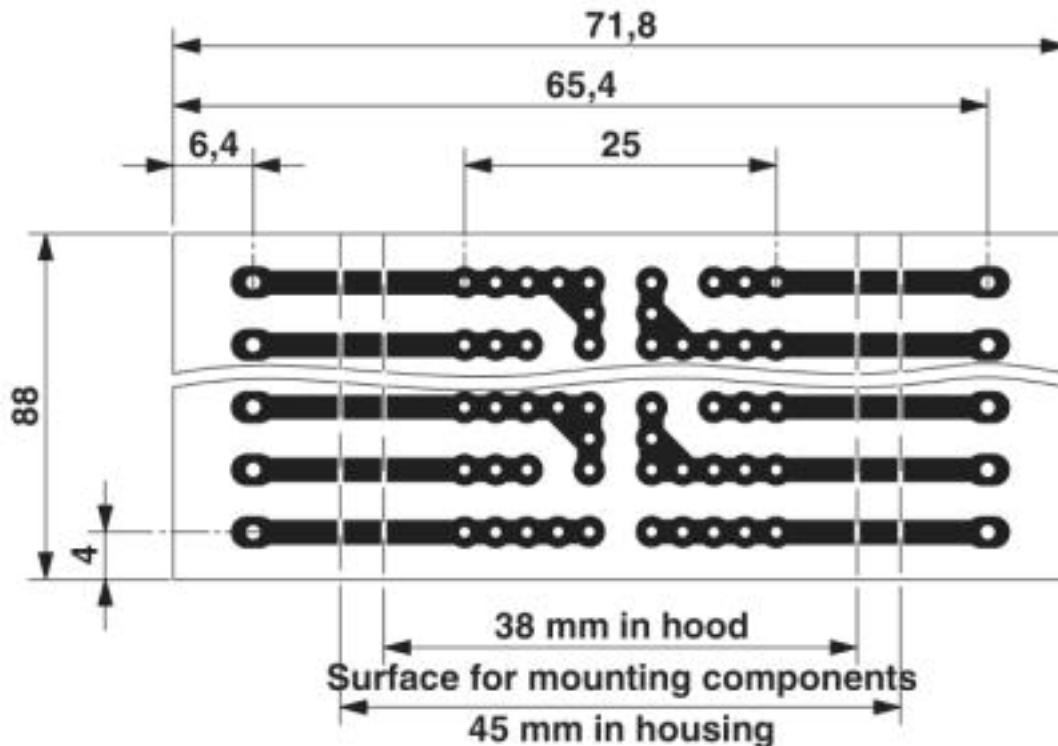
Environmental Product Compliance

China RoHS	Environmentally friendly use period: unlimited = EFUP-e
	No hazardous substances above threshold values

Drawings

Electronic housing - EMG 90-LG - 2946256

Dimensional drawing

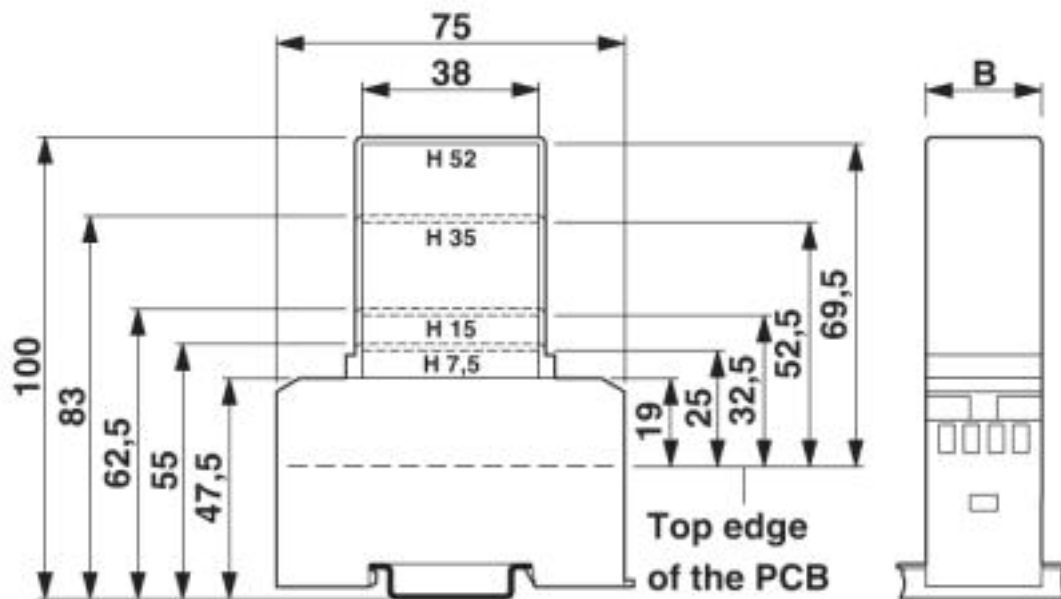


Pitch 5 mm

a = Area for mounting components, 38 mm in the hood

b = Area for mounting components, 45 mm in the housing

Dimensional drawing



1 = Top edge of the PCB

Electronic housing - EMG 90-LG - 2946256

B = Housing width

Classifications

eCl@ss

eCl@ss 4.0	27180400
eCl@ss 4.1	27180400
eCl@ss 5.0	27180500
eCl@ss 5.1	27180500
eCl@ss 6.0	27180800
eCl@ss 7.0	27182702
eCl@ss 8.0	27182702
eCl@ss 9.0	27182702

ETIM

ETIM 2.0	EC001031
ETIM 3.0	EC001031
ETIM 4.0	EC001031
ETIM 5.0	EC001031
ETIM 6.0	EC001031
ETIM 7.0	EC001031

UNSPSC

UNSPSC 6.01	31261501
UNSPSC 7.0901	31261501
UNSPSC 11	31261501
UNSPSC 12.01	31261501
UNSPSC 13.2	31261501
UNSPSC 18.0	31261501
UNSPSC 19.0	31261501
UNSPSC 20.0	31261501
UNSPSC 21.0	31261501

Approvals

Approvals

Approvals


EAC

Ex Approvals

Approval details

Electronic housing - EMG 90-LG - 2946256

Approvals

EAC		B.01742
-----	---	---------

Accessories

Accessories

Component housing center part

Spacer plate - EMG 90-ZE - 2941824

Intermediate element, to enlarge the assembly space

Device marking

Marking material - EMG-GKS 22 - 2941594



Device marking label, width: 22 mm, area: 22 x 8 mm, e.g. for EML(20x8) R adhesive marking material

Marking material - EMG-GKS 22 - 2941594



Device marking label, width: 22 mm, area: 22 x 8 mm, e.g. for EML(20x8) R adhesive marking material

Filler plug

Electronic housing - EMG-KA - 2941510



Terminal block/screw cover, set consisting of 50 strips each for terminal blocks and screw openings, 1 strip covers 12 terminal points.

Electronic housing - EMG 90-LG - 2946256

Accessories

Electronic housing - EMG-KA - 2941510



Terminal block/screw cover, set consisting of 50 strips each for terminal blocks and screw openings, 1 strip covers 12 terminal points.

PCB

PCB - P 1-EMG 90 - 2946272



PCB for assembling electronic components

Marking material - EMG-GKS 12 - 2947035



Device marking label, width: 12 mm, area: 12 x 8 mm, e.g. for EML(10x7) R adhesive marking material

Marking material - EMG-GKS 12 - 2947035



Device marking label, width: 12 mm, area: 12 x 8 mm, e.g. for EML(10x7) R adhesive marking material

Necessary add-on products

Electronic housing - EMG 90-H 7,5MM KLAR - 2945396



Covering hood, for the contact and dust-protected encapsulation of the components, in transparent design. Height: 7.5 mm

Electronic housing - EMG 90-LG - 2946256

Accessories

Covering hood - EMG 90-H 15MM KLAR - 2945406



Covering hood, for the contact and dust-protected encapsulation of the components, in transparent design. Height: 15 mm, width: 90 mm

Electronic housing - EMG 90-H 52MM GN - 2944300



Covering hood, for the contact and dust-protected encapsulation of the components, in green design. Height: 52 mm, width: 90 mm
