

## Inline terminal - IB IL 24 PWR IN/R/L-0.8A-PAC - 2693020

Please be informed that the data shown in this PDF Document is generated from our Online Catalog. Please find the complete data in the user's documentation. Our General Terms of Use for Downloads are valid (<http://phoenixcontact.com/download>)



Inline boost terminal for the communications power  $U_L$  of 0.8 A, complete with accessories (connectors and labeling field)

### Product Description

The terminal is designed for use within an Inline station.


If the maximum load of the bus coupler for the communications power ( $U_L$ ) is reached, this terminal can be used to provide this voltage again. To do this, apply a 24 V DC voltage ( $U_{24V}$ ) to the terminal. The communications power ( $U_L$ ) is generated from this voltage.

### Your advantages

- Supply of the 24 V voltage for generating the communications power ( $U_L$ ) up to 0.8 A
- From hardware version 00, approved for use in potentially explosive areas of zone 2



### Key Commercial Data

Packing unit	1 pc
GTIN	 4 046356 447416
GTIN	4046356447416
Weight per Piece (excluding packing)	65.000 g
Custom tariff number	85369010
Country of origin	Germany

### Technical data

#### Note

Utilization restriction	EMC: class A product, see manufacturer's declaration in the download area
-------------------------	---

#### Dimensions

Width	12.2 mm
Height	119.8 mm
Depth	71.5 mm

#### Interfaces

# Inline terminal - IB IL 24 PWR IN/R/L-0.8A-PAC - 2693020

## Technical data

### Interfaces

Connection method	Inline data jumper
Interface	Inline local bus

### Power supply

I/O voltage	24 V DC
I/O voltage range	19.2 V DC ... 30 V DC (including all tolerances, including ripple)
Max. current consumption	274 mA (at nominal voltage)
Fuse	electrical/thermal overload protection, included in scope of delivery

### General

Type of protection	Surge protection
	Protection against polarity reversal (segment supply/main supply)
Weight	65 g
Number of plugs	1

### Inline potentials

Designation	24 V supply ( $U_{24V}$ ) for generating $U_L$
Supply voltage	24 V DC (via Inline connector)
Current consumption	min. 13 mA DC (at nominal voltage)
	max. 274 mA DC (at nominal voltage)
Designation	Communications power ( $U_L$ )
Supply voltage	7.5 V DC (via voltage jumper)
Power supply unit	max. 0.8 A DC
Power consumption	max. 0.6 W (entire device)

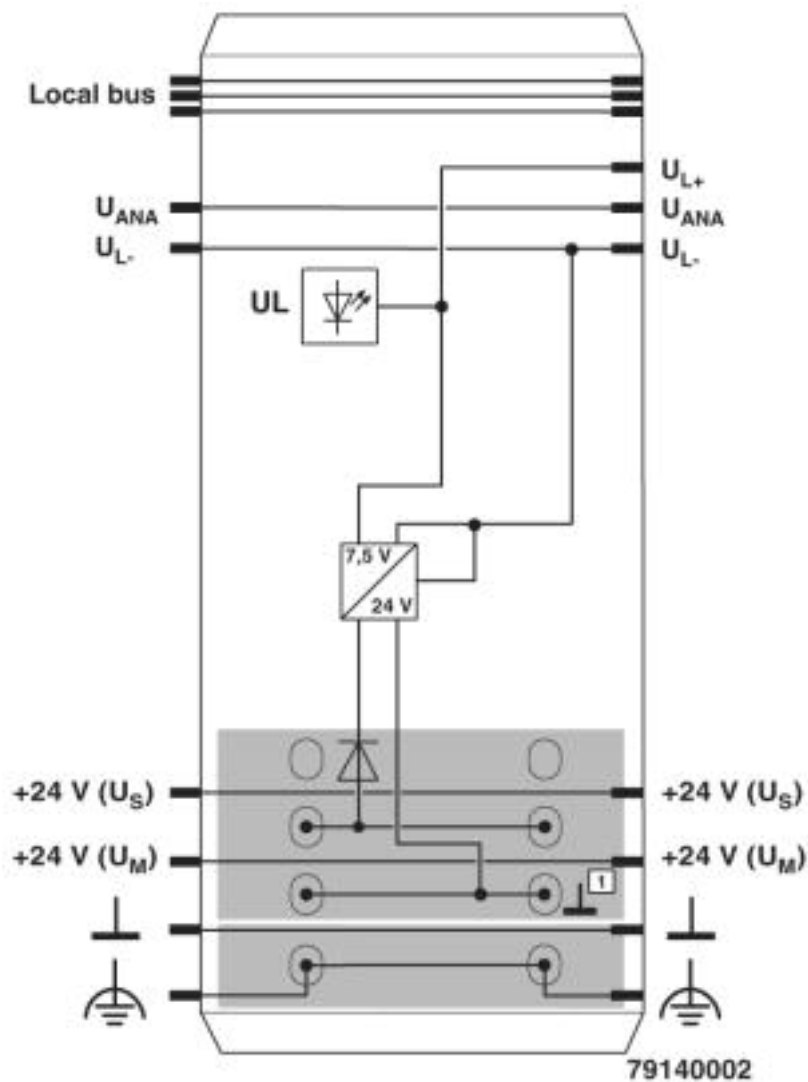
### Environmental Product Compliance

REACH SVHC	Lead 7439-92-1
China RoHS	Environmentally friendly use period: unlimited = EFUP-e
	No hazardous substances above threshold values

## Drawings

# Inline terminal - IB IL 24 PWR IN/R/L-0.8A-PAC - 2693020

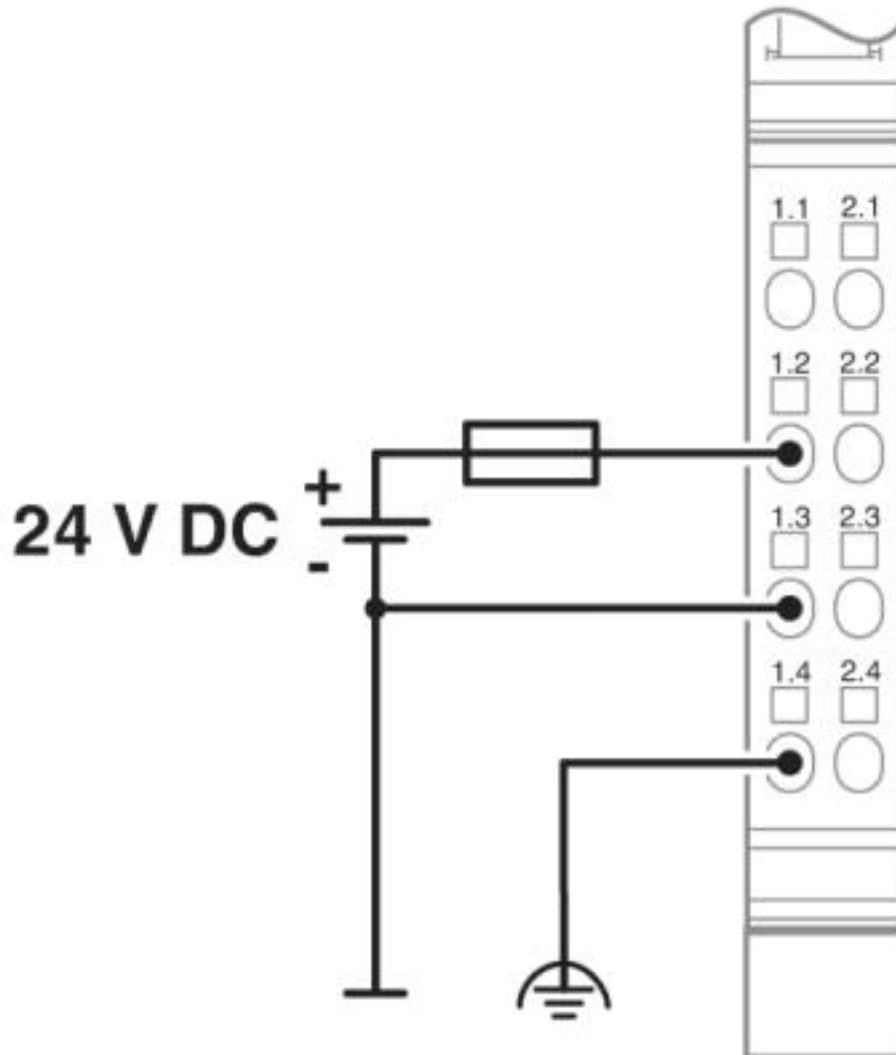
Block diagram



Internal wiring of the terminal points

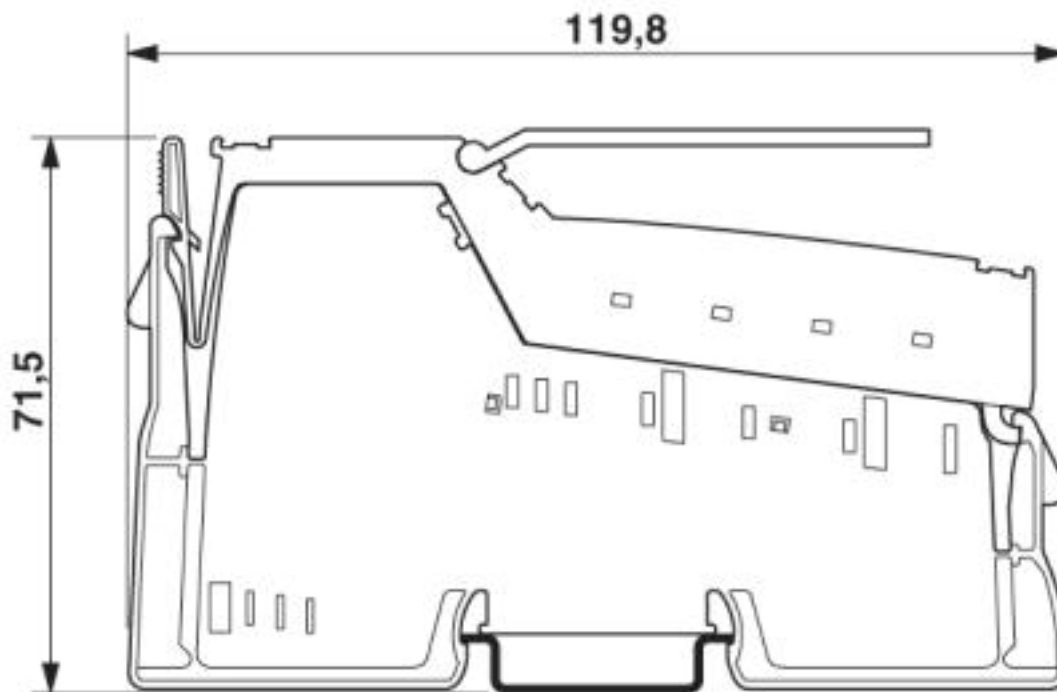
# Inline terminal - IB IL 24 PWR IN/R/L-0.8A-PAC - 2693020

Connection diagram



# Inline terminal - IB IL 24 PWR IN/R/L-0.8A-PAC - 2693020

Dimensional drawing



## Classifications

### eCl@ss

eCl@ss 4.0	27240400
eCl@ss 4.1	27240400
eCl@ss 5.0	27242200
eCl@ss 5.1	27242600
eCl@ss 6.0	27242600
eCl@ss 7.0	27242610
eCl@ss 8.0	27242610
eCl@ss 9.0	27242610

### ETIM

ETIM 3.0	EC001600
ETIM 4.0	EC001600
ETIM 5.0	EC001600
ETIM 6.0	EC001600
ETIM 7.0	EC001600

### UNSPSC

UNSPSC 6.01	43172015
UNSPSC 7.0901	43201404
UNSPSC 11	43172015

# Inline terminal - IB IL 24 PWR IN/R/L-0.8A-PAC - 2693020

## Classifications

### UNSPSC

UNSPSC 12.01	43201404
UNSPSC 13.2	32151602
UNSPSC 18.0	32151602
UNSPSC 19.0	32151602
UNSPSC 20.0	32151602
UNSPSC 21.0	32151602

## Approvals

### Approvals





#### Approvals

DNV GL / BSH / BV / LR / ABS / BSH / RINA / UL Listed / cUL Listed / EAC / cULus Listed

#### Ex Approvals

ATEX

### Approval details

DNV GL		<a href="https://approvalfinder.dnvgl.com/">https://approvalfinder.dnvgl.com/</a>	TAA00002CU
BSH		<a href="http://www.bsh.de/de/index.jsp">http://www.bsh.de/de/index.jsp</a>	Anwenderhinweis
BV		<a href="http://www.veristar.com/portal/veristarinfo/generalinfo/approved/approvedProducts/equipmentAndMaterials">http://www.veristar.com/portal/veristarinfo/generalinfo/approved/approvedProducts/equipmentAndMaterials</a>	20989/B2_BV
LR		<a href="http://www.lr.org/en">http://www.lr.org/en</a>	08/20033
ABS		<a href="http://www.eagle.org/eagleExternalPortalWEB/">http://www.eagle.org/eagleExternalPortalWEB/</a>	17-HG1621871-PDA
BSH		<a href="http://www.bsh.de/de/index.jsp">http://www.bsh.de/de/index.jsp</a>	658
RINA		<a href="http://www.rina.org/en">http://www.rina.org/en</a>	ELE335818XG

# Inline terminal - IB IL 24 PWR IN/R/L-0.8A-PAC - 2693020

## Approvals

UL Listed		<a href="http://database.ul.com/cgi-bin/XYV/template/LISEXT/1FRAME/index.htm">http://database.ul.com/cgi-bin/XYV/template/LISEXT/1FRAME/index.htm</a>	FILE E 140324
-----------	--	---	---------------

cUL Listed		<a href="http://database.ul.com/cgi-bin/XYV/template/LISEXT/1FRAME/index.htm">http://database.ul.com/cgi-bin/XYV/template/LISEXT/1FRAME/index.htm</a>	FILE E 140324
------------	--	---	---------------

EAC		EAC-Zulassung
-----	--	---------------

cULus Listed	
--------------	--

## Accessories

### Accessories

#### Labeling panel

Labeling field - IB IL FIELD 2 - 2727501

Labeling field, width: 12.2 mm



---

### Plug

Inline connector - IB IL SCN-PWR IN-CP - 2727637



Connector, colored, for Inline power and segment terminal blocks

---

### Terminal marking

## Inline terminal - IB IL 24 PWR IN/R/L-0.8A-PAC - 2693020

### Accessories

Insert strip - ESL 62X10 - 0809492

Insert strip, Sheet, white, unlabeled, can be labeled with: Office printing systems: Laser printer, mounting type: insert, lettering field size: 62 x 10 mm, Number of individual labels: 72

