

Inline function terminal - IB IL TEMP 2 RTD-PAC - 2861328

Please be informed that the data shown in this PDF Document is generated from our Online Catalog. Please find the complete data in the user's documentation. Our General Terms of Use for Downloads are valid (<http://phoenixcontact.com/download>)



Inline, Temperature measurement terminal, Analog RTD inputs: 2, connection method: 2, 3, 4-wire, transmission speed in the local bus: 500 kbps, degree of protection: IP20, including Inline connector and labeling field

Product Description

The terminal is designed for use within an Inline station. It is used to acquire signals from resistive temperature sensors. The terminal supports all common platinum and nickel sensors according to DIN EN 60751 and SAMA. Cu10, Cu50, and Cu53 sensors as well as KTY81 and KTY84 sensors are also supported. The measuring temperature is represented by 16-bit values in two process data words (one word per channel).

Your advantages

- Two inputs for resistive temperature sensors
- Pt, Ni, Cu, KTY sensor types according to DIN and SAMA
- Connection of sensors in 2, 3, and 4-wire technology
- The channels are parameterized independently of one another via the bus system
- Measured values can be represented in three different formats
- Measured value acquisition with 16-bit resolution



Key Commercial Data

Packing unit	1 pc
GTIN	
GTIN	4017918894269
Weight per Piece (excluding packing)	67.000 g
Custom tariff number	85389091
Country of origin	Germany

Technical data

Note

Utilization restriction	EMC: class A product, see manufacturer's declaration in the download area
-------------------------	---

Dimensions

Inline function terminal - IB IL TEMP 2 RTD-PAC - 2861328

Technical data

Dimensions

Width	12.2 mm
Height	136.8 mm
Depth	71.5 mm

Ambient conditions

Ambient temperature (operation)	-25 °C ... 55 °C
Ambient temperature (storage/transport)	-25 °C ... 85 °C
Permissible humidity (operation)	10 % ... 95 % (non-condensing)
Permissible humidity (storage/transport)	10 % ... 95 % (non-condensing)
Air pressure (operation)	70 kPa ... 106 kPa (up to 3000 m above sea level)
	80 kPa ... 106 kPa (up to 3000 m above sea level, in ATEX Zone 2)
Air pressure (storage/transport)	70 kPa ... 106 kPa (up to 3000 m above sea level)
Degree of protection	IP20

General

Mounting type	DIN rail
Color	green
Net weight	67 g
Note on weight specifications	with connector
Operating mode	Process data operation with 2 words
Diagnostics messages	Failure of the internal I/O supply I/O error message sent to the bus coupler
	Failure of or insufficient communications power U_L I/O error message sent to the bus coupler
	I/O error Error message in the process data
	User error Error message in the process data

Interfaces

Designation	Inline local bus
No. of channels	2
Connection method	Inline data jumper
Transmission speed	500 kbps

Inline potentials

Designation	Communications power (U_L)
Supply voltage	7.5 V DC (via voltage jumper)
Current consumption	typ. 43 mA
	max. 60 mA
Designation	Supply of analog modules (U_{ANA})
Supply voltage	24 V DC (via voltage jumper)
Supply voltage range	19.2 V DC ... 30 V DC (including all tolerances, including ripple)
Current consumption	typ. 11 mA
	max. 18 mA

Inline function terminal - IB IL TEMP 2 RTD-PAC - 2861328

Technical data

Inline potentials

Power consumption	typ. 587 mW
-------------------	-------------

Analog inputs

Number of inputs	2
Input name	Analog RTD inputs
Description of the input	Input for resistive temperature sensors
Connection method	Spring-cage connection
Connection technology	2, 3, 4-wire
Note regarding the connection technology	shielded
Sensor types (RTD) that can be used	Pt, Ni, KTY, Cu sensors, linear resistors
Linear resistance measuring range	0 Ω ... 400 Ω
	0 Ω ... 4 kΩ
Measuring principle	Successive approximation
Measured value representation	16 bit two's complement
A/D conversion time	typ. 120 μs (per channel)
A/D converter resolution	16 bit
Process data update	32 ms (both channels with 3-wire technology)

Electrical isolation

Test section	7.5 V supply (bus logics)/24 V analog supply (analog I/O) 500 V AC 50 Hz 1 min.
	7.5 V supply (bus logics) / functional earth ground 500 V AC 50 Hz 1 min.
	24 V analog supply (analog I/O) / functional earth ground 500 V AC 50 Hz 1 min.

Standards and Regulations

Connection in acc. with standard	CUL
Protection class	III (IEC 61140, EN 61140, VDE 0140-1)

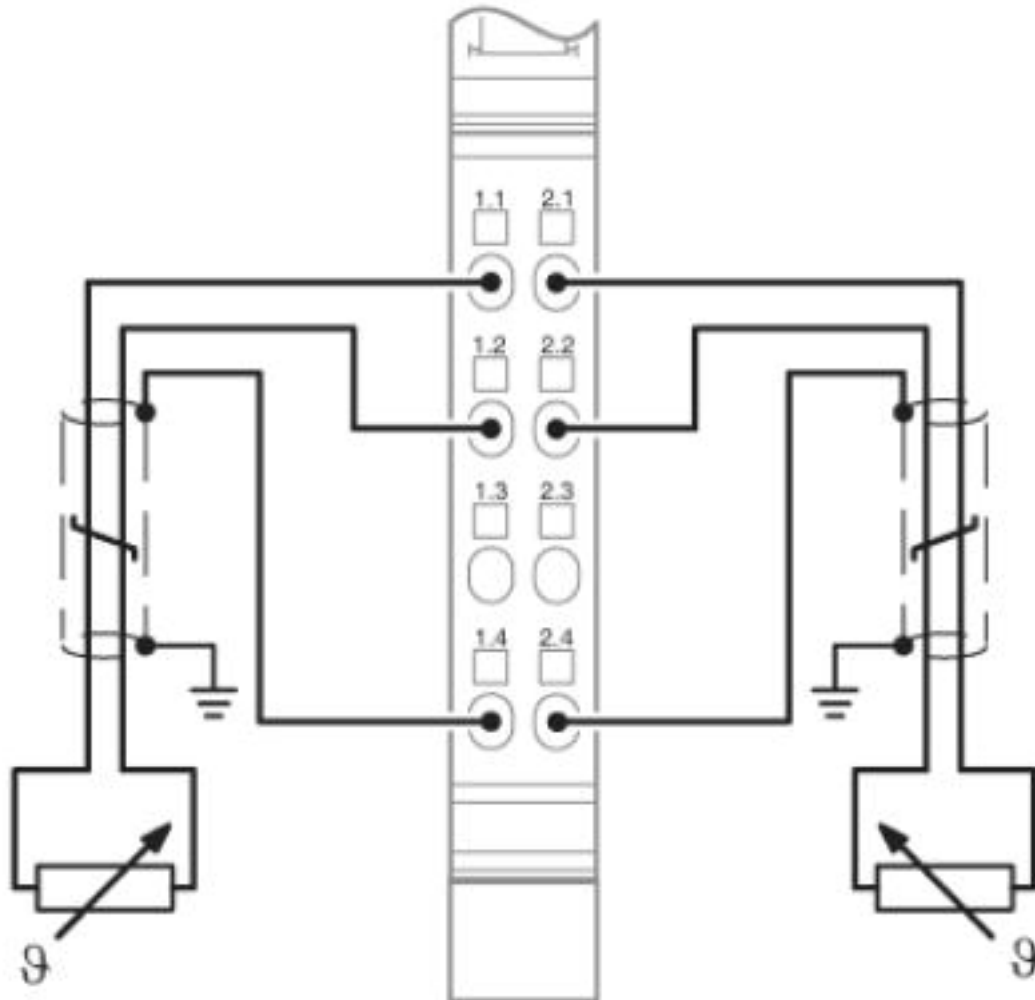
Environmental Product Compliance

China RoHS	Environmentally Friendly Use Period = 50
	For details about hazardous substances go to tab "Downloads", Category "Manufacturer's declaration"

Drawings

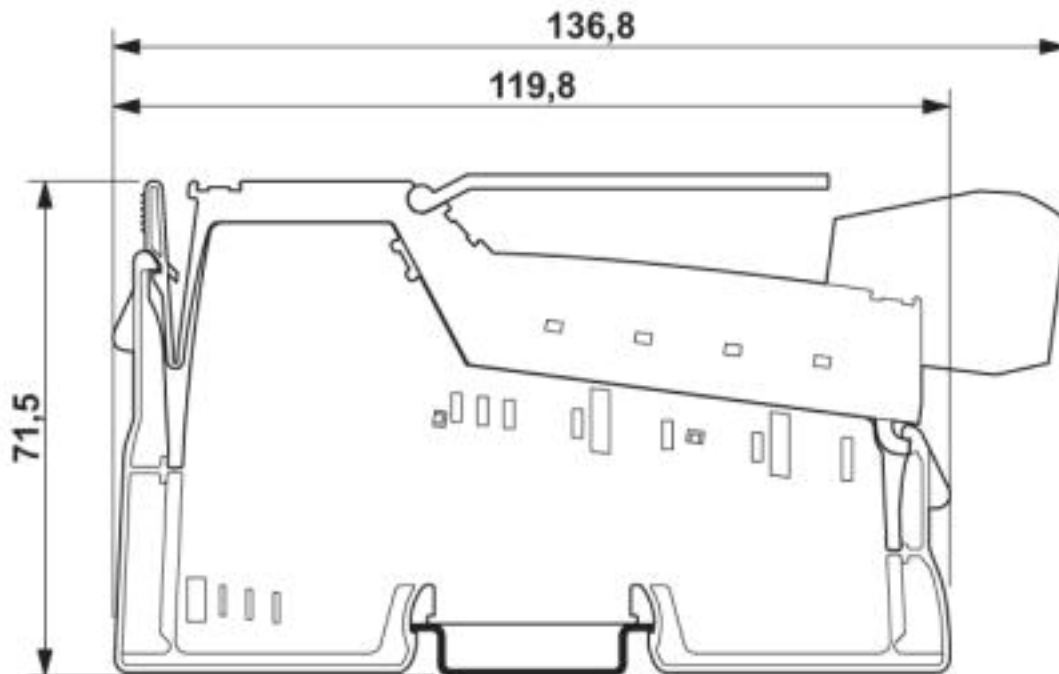
Inline function terminal - IB IL TEMP 2 RTD-PAC - 2861328

Connection diagram



Inline function terminal - IB IL TEMP 2 RTD-PAC - 2861328

Dimensional drawing



Classifications

eCl@ss

eCl@ss 4.0	27250300
eCl@ss 4.1	27250300
eCl@ss 5.0	27250300
eCl@ss 5.1	27242600
eCl@ss 6.0	27242600
eCl@ss 7.0	27242601
eCl@ss 8.0	27242601
eCl@ss 9.0	27242601

ETIM

ETIM 2.0	EC001431
ETIM 3.0	EC001596
ETIM 4.0	EC001596
ETIM 5.0	EC001596
ETIM 6.0	EC001596
ETIM 7.0	EC001596

UNSPSC

UNSPSC 6.01	43172015
UNSPSC 7.0901	43201404
UNSPSC 11	43172015

Inline function terminal - IB IL TEMP 2 RTD-PAC - 2861328

Classifications

UNSPSC

UNSPSC 12.01	43201404
UNSPSC 13.2	32151602
UNSPSC 18.0	32151602
UNSPSC 19.0	32151602
UNSPSC 20.0	32151602
UNSPSC 21.0	32151602

Approvals

Approvals





Approvals

DNV GL / BSH / BV / LR / ABS / BSH / RINA / UL Recognized / EAC / UL Recognized / LR / ABS / DNV GL / BV / RINA / BSH / BSH / EAC

Ex Approvals

UL Listed / cUL Listed / UL Listed / cUL Listed / UL Listed / UL Listed / cUL Listed / cUL Listed / ATEX

Approval details

DNV GL		https://approvalfinder.dnvgl.com/	TAA00000BN
BSH		http://www.bsh.de/de/index.jsp	658
BV		http://www.veristar.com/portal/veristarinfo/generalinfo/approved/approvedProducts/equipmentAndMaterials	20977/B1 BV
LR		http://www.lr.org/en	08/20033
ABS		http://www.eagle.org/eagleExternalPortalWEB/	17-HG1621871-PDA
BSH		http://www.bsh.de/de/index.jsp	658
RINA		http://www.rina.org/en	ELE335818XG

Inline function terminal - IB IL TEMP 2 RTD-PAC - 2861328

Approvals

UL Recognized		http://database.ul.com/cgi-bin/XYV/template/LISEXT/1FRAME/index.htm	FILE E 140324
---------------	--	---	---------------

EAC			EAC-Zulassung
-----	--	--	---------------

UL Recognized		http://database.ul.com/cgi-bin/XYV/template/LISEXT/1FRAME/index.htm	FILE E 140324
---------------	--	---	---------------

LR		http://www.lr.org/en	08/20033
----	--	---	----------

ABS		http://www.eagle.org/eagleExternalPortalWEB/	17-HG1621871-PDA
-----	--	---	------------------

DNV GL		https://approvalfinder.dnvgl.com/	TAA00000BN
--------	--	---	------------

BV		http://www.veristar.com/portal/veristarinfo/generalinfo/approved/approvedProducts/equipmentAndMaterials	20977/B1 BV
----	--	---	-------------

RINA		http://www.rina.org/en	ELE335818XG
------	--	---	-------------

BSH		http://www.bsh.de/de/index.jsp	Anwenderhinweis
-----	--	---	-----------------

BSH		http://www.bsh.de/de/index.jsp	Anwenderhinweis
-----	--	---	-----------------

EAC			EAC-Zulassung
-----	--	--	---------------

Accessories

Accessories

Labeling panel

Inline function terminal - IB IL TEMP 2 RTD-PAC - 2861328

Accessories

Labeling field - IB IL FIELD 2 - 2727501

Labeling field, width: 12.2 mm



Plug

Inline shield connector - IB IL SCN 6-SHIELD-TWIN - 2740245



Inline shield connector

Terminal marking

Insert strip - ESL 62X10 - 0809492



Insert strip, Sheet, white, unlabeled, can be labeled with: Office printing systems: Laser printer, mounting type: insert, lettering field size: 62 x 10 mm, Number of individual labels: 72