

## Optocoupler module - UMK- 1 OM-R/AMS - 2983002

Please be informed that the data shown in this PDF Document is generated from our Online Catalog. Please find the complete data in the user's documentation. Our General Terms of Use for Downloads are valid (<http://phoenixcontact.com/download>)




The UMK-1 OM-R/AMS is the wiring interface and coupling level in one unit: Diagnostic and status indicator, polarity and surge protection at the input, assembly option with solid-state relay up to 350 V DC/1 A or 480 V AC/5 A

### Your advantages

- Status indicator
- Status indicator
- Protection against pol. reversal in input
- Can be fitted with solid-state relays for loads up to 350 V DC/1 A or 480 V AC/5 A



### Key Commercial Data

Packing unit	1 pc
GTIN	 4 046356 149501
GTIN	4046356149501
Weight per Piece (excluding packing)	44.870 g
Custom tariff number	85369010
Country of origin	Germany

### Technical data

#### Dimensions

Width	22.5 mm
Height	77 mm
Depth	72 mm

#### Ambient conditions

Ambient temperature (operation)	-20 °C ... 60 °C
Ambient temperature (storage/transport)	-20 °C ... 70 °C

#### Input data

Nominal input voltage $U_N$	24 V DC
Typical input current at $U_N$	2 mA (without plug-in module)

# Optocoupler module - UMK- 1 OM-R/AMS - 2983002

## Technical data

### Input data

Type of protection	Reverse polarity protection
Protective circuit/component	Polarity protection diode
Type of protection	Surge protection
Protective circuit/component	Suppressor diode
Status display/channel	Yellow LED

### Output data

Contact type	1 N/O contact (double contact)
Maximum switching voltage	230 V AC
	550 V AC
Minimum switching voltage	24 V AC
Limiting continuous current	5 A
Error detection (line break / short-circuit)	no

### General

With components	yes
Operating mode	100% operating factor
Mounting position	any
Assembly instructions	In rows with zero spacing
Housing insulation material	PVC, side panel PA non-reinforced,
Color	green

### Connection data for connection 1

Connection name	Input
Connection method	Screw connection
Stripping length	8 mm
Screw thread	M3
Conductor cross section solid	0.2 mm <sup>2</sup> ... 4 mm <sup>2</sup>
Conductor cross section flexible	0.2 mm <sup>2</sup> ... 2.5 mm <sup>2</sup>
Conductor cross section AWG	24 ... 12
Number of connections	1
Number of positions	2

### Standards and Regulations

Standards/regulations	DIN EN 50178
Rated surge voltage	8 kV
Pollution degree	2
Overvoltage category	III

### Environmental Product Compliance

REACH SVHC	Lead 7439-92-1
China RoHS	Environmentally Friendly Use Period = 50

# Optocoupler module - UMK- 1 OM-R/AMS - 2983002

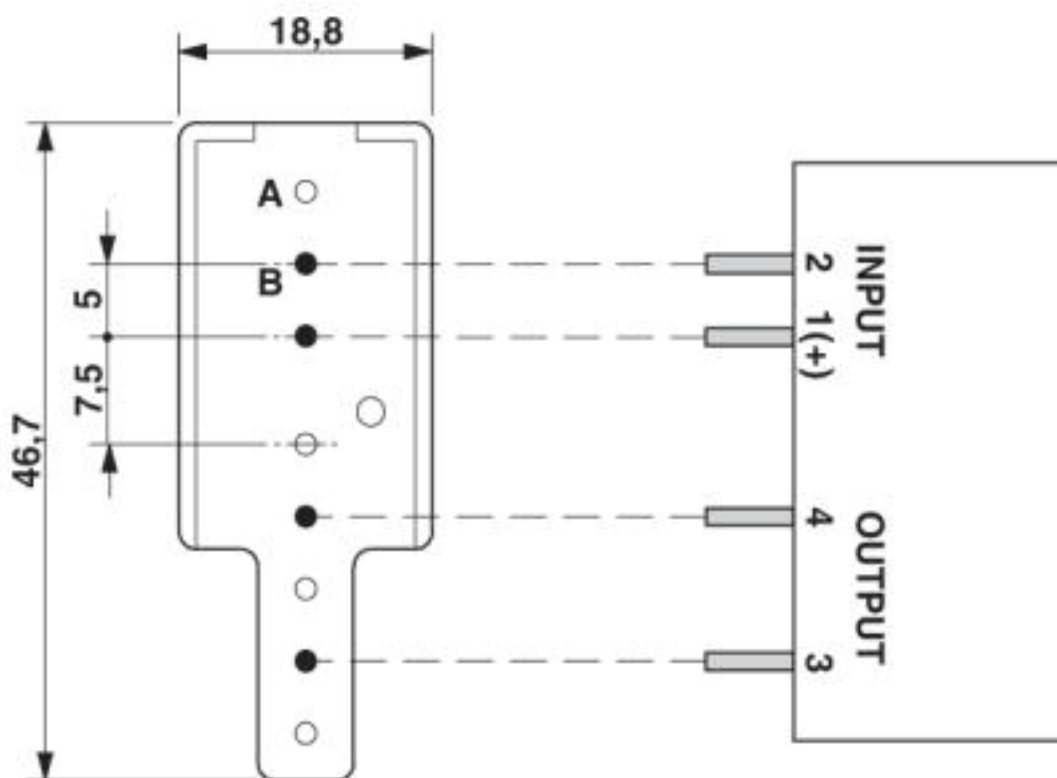
## Technical data

### Environmental Product Compliance

	For details about hazardous substances go to tab "Downloads", Category "Manufacturer's declaration"
--	---

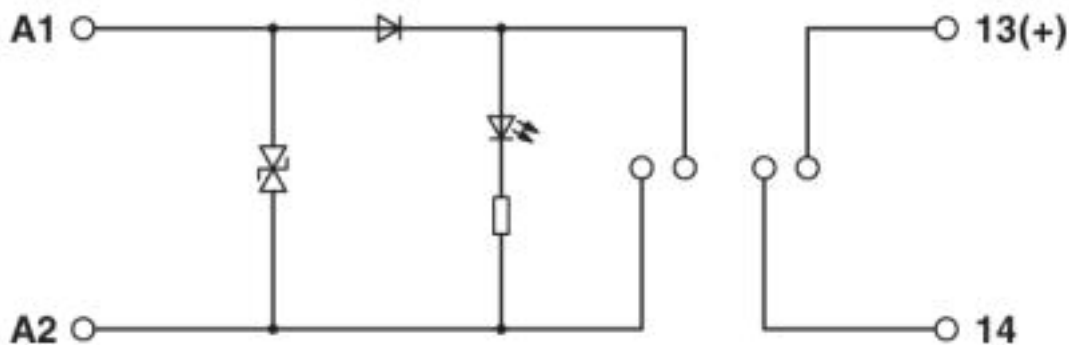
## Drawings

Dimensional drawing



A = without metal  
B = with metal

Circuit diagram



# Optocoupler module - UMK- 1 OM-R/AMS - 2983002

## Classifications

### eCl@ss

eCl@ss 4.0	27371100
eCl@ss 4.1	27371100
eCl@ss 5.0	27371600
eCl@ss 5.1	27371000
eCl@ss 6.0	27371600
eCl@ss 7.0	27371603
eCl@ss 8.0	27371603
eCl@ss 9.0	27371603

### ETIM

ETIM 2.0	EC001456
ETIM 3.0	EC001456
ETIM 4.0	EC001456
ETIM 5.0	EC001456
ETIM 6.0	EC001456
ETIM 7.0	EC001456

### UNSPSC

UNSPSC 6.01	30211916
UNSPSC 7.0901	39121542
UNSPSC 11	39121542
UNSPSC 12.01	39121542
UNSPSC 13.2	39122326
UNSPSC 18.0	39122335
UNSPSC 19.0	39122335
UNSPSC 20.0	39122335
UNSPSC 21.0	39122335

## Approvals

### Approvals

---

Approvals

EAC

---

Ex Approvals

---

### Approval details

# Optocoupler module - UMK- 1 OM-R/AMS - 2983002

## Approvals

EAC		RU C- DE.A*30.B.01742
-----	--	--------------------------

## Accessories

### Necessary add-on products

Semi-conductor relay - OV-24DC/350DC/1 - 2982634



Solid-state relay, for signal amplification and isolation of the control and load circuits, can be plugged in the solderable plug-in bases SIM-AMS or with PCB connection for mounting directly onto the PCB, input: 4.25-32 V DC, output: 1-350 V DC/1 A

Semi-conductor relay - OV-24DC/ 60DC/4 - 2982647



Solid-state relay, for signal amplification and isolation of the control and load circuits, can be plugged in the solderable plug-in bases SIM-AMS or with PCB connection for mounting directly onto the PCB, input: 4.25-32 V DC, output: 1-60 V DC/4 A

Semi-conductor relay - OV-24DC/480AC/5 - 2982650



Solid-state relay, for signal amplification and isolation of the control and load circuits, can be plugged in the solderable plug-in bases SIM-AMS or with PCB connection for mounting directly onto the PCB, input: 4-32 V DC, output: 12-530 V AC/ 5 A