

## D-SUB connector - VS-09-IBS-BU - 1689284


Please be informed that the data shown in this PDF Document is generated from our Online Catalog. Please find the complete data in the user's documentation. Our General Terms of Use for Downloads are valid (<http://phoenixcontact.com/download>)



D-SUB complete connector, for INTERBUS, shell size 1, socket, screw connection, shielded, connection direction straight, IP67 degree of protection



### Key Commercial Data

Packing unit	1 pc
GTIN	 4 017918 892753
GTIN	4017918892753
Weight per Piece (excluding packing)	90.600 g
Custom tariff number	85369010
Country of origin	Germany
Note	Made to Order (non-returnable)

### Technical data

#### Mechanical characteristics

Connection method	Screw connection
Minimum external conductor diameter	5 mm
Maximum external conductor diameter	9 mm
Overvoltage category	II
	20
Degree of pollution	2
Cable outlet	Angled
No. of cable outlets	2
Conductor cross section	0.14 mm <sup>2</sup> ... 0.5 mm <sup>2</sup>
Weight	90.6 g

#### Ambient conditions

Ambient temperature (operation)	-20 °C ... 70 °C
---------------------------------	------------------

#### Material data

# D-SUB connector - VS-09-IBS-BU - 1689284

## Technical data

### Material data

Contact surface material	Gold over nickel
Contact material	Copper alloy
Contact carrier material	PBTP
Housing material	PA

### Electrical characteristics

Number of positions	9
Rated current	1 A
Overvoltage category	II
Degree of pollution	2
Rated voltage (III/3)	63 V

### Standards and Regulations

Flammability rating according to UL 94	V0
Safety note	WARNING: The connectors may not be plugged in or disconnected under load. Ignoring the warning or improper use may damage persons and/or property.
	<ul style="list-style-type: none"> <li>• WARNING: Commission properly functioning products only. The products must be regularly inspected for damage. Decommission defective products immediately. Replace damaged products. Repairs are not possible.</li> </ul>
	<ul style="list-style-type: none"> <li>• WARNING: Only electrically qualified personnel may install and operate the product. They must observe the following safety notes. The qualified personnel must be familiar with the basics of electrical engineering. They must be able to recognize and prevent danger. The relevant symbol on the packaging indicates that only personnel familiar with electrical engineering are allowed to install and operate the product.</li> </ul>
	<ul style="list-style-type: none"> <li>• The products are suitable for applications in plant, controller, and electrical device engineering.</li> </ul>
	<ul style="list-style-type: none"> <li>• When operating the connectors in outdoor applications, they must be separately protected against environmental influences.</li> </ul>
	<ul style="list-style-type: none"> <li>• Assembled products may not be manipulated or improperly opened.</li> </ul>
	<ul style="list-style-type: none"> <li>• Only use mating connectors that are specified in the technical data of the standards listed (e.g. the ones listed in the product accessories online at <a href="https://www.phoenixcontact.com/products">phoenixcontact.com/products</a>).</li> </ul>
	<ul style="list-style-type: none"> <li>• When using the product in direct connection with third-party manufacturers, the user is responsible.</li> </ul>
	<ul style="list-style-type: none"> <li>• For operating voltages &gt; 50 V AC, conductive connector housings must be grounded</li> </ul>
	<ul style="list-style-type: none"> <li>• Only use tools recommended by Phoenix Contact</li> </ul>
	<ul style="list-style-type: none"> <li>• The installation notes/Design In documents online on the download page at <a href="https://www.phoenixcontact.com/products">phoenixcontact.com/products</a> must be observed for this product.</li> </ul>
	<ul style="list-style-type: none"> <li>• Use a protective cap to protect connectors that are not in use. The suitable accessories are available online in the accessory section of the product at <a href="https://www.phoenixcontact.com/products">phoenixcontact.com/products</a></li> </ul>
	<ul style="list-style-type: none"> <li>• Operate the connector only when it is fully plugged in and interlocked.</li> </ul>
	<ul style="list-style-type: none"> <li>• Operate the connector only when it is fully plugged in.</li> </ul>
	<ul style="list-style-type: none"> <li>• Ensure that when laying the cable, the tensile load on the connectors does not exceed the upper limit specified in the standards.</li> </ul>

# D-SUB connector - VS-09-IBS-BU - 1689284

## Technical data

### Standards and Regulations

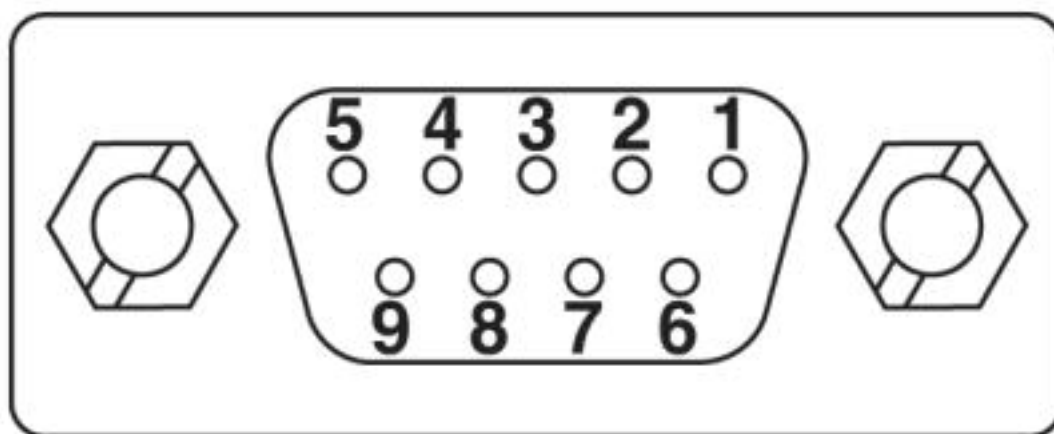
	• Observe the minimum bending radius of the cable. Lay the cable without twisting it.
	• VDE 0100/1.97 § 411.1.3.2 and DIN EN 60 204/11.98 § 14.1.3 are applicable when combining several circuits in a cable and/or connector

### Environmental Product Compliance

REACH SVHC	Lead 7439-92-1
China RoHS	Environmentally Friendly Use Period = 50
	For details about hazardous substances go to tab "Downloads", Category "Manufacturer's declaration"

## Drawings

Schematic diagram



Conn. pin assignment: 9-pos. D-SUB female

## Classifications

### eCl@ss

eCl@ss 4.0	27260700
eCl@ss 4.1	27260700
eCl@ss 5.0	27260700
eCl@ss 5.1	27261200
eCl@ss 6.0	27261200
eCl@ss 7.0	27440302
eCl@ss 8.0	27440302
eCl@ss 9.0	27440302

### ETIM

ETIM 2.0	EC000437
ETIM 3.0	EC000437

# D-SUB connector - VS-09-IBS-BU - 1689284

## Classifications

### ETIM

ETIM 4.0	EC000437
ETIM 5.0	EC001132
ETIM 6.0	EC001132
ETIM 7.0	EC001132

### UNSPSC

UNSPSC 6.01	31261501
UNSPSC 7.0901	31261501
UNSPSC 11	31261501
UNSPSC 12.01	31261501
UNSPSC 13.2	39121522
UNSPSC 18.0	39121522
UNSPSC 19.0	39121522
UNSPSC 20.0	39121522
UNSPSC 21.0	39121522

## Approvals

### Approvals

---

Approvals


EAC

---

Ex Approvals

---

### Approval details

EAC		B.01687
-----	---	---------

## Accessories

Accessories

Protective cover

## D-SUB connector - VS-09-IBS-BU - 1689284

### Accessories

D-SUB protective cover - VS-09-SD - 1887086

D-SUB protective cover, material: PA, size of housing: 1, color: gray



---

Phoenix Contact 2020 © - all rights reserved  
<http://www.phoenixcontact.com>