


Feed-through header - PC 4/ 5-G-7,62 BK - 1994924

Please be informed that the data shown in this PDF Document is generated from our Online Catalog. Please find the complete data in the user's documentation. Our General Terms of Use for Downloads are valid (<http://phoenixcontact.com/download>)

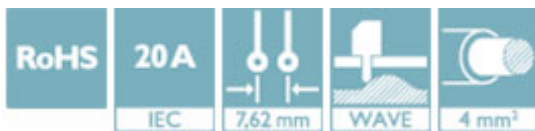


PCB headers, nominal current: 20 A, rated voltage (III/2): 630 V, nominal cross section: 4 mm², number of positions: 5, pitch: 7.62 mm, color: black, contact surface: Tin, mounting: Wave soldering, pin layout: Linear double pinning, solder pin [P]: 5 mm


The figure shows a 5-pos. version of the product

Your advantages

- Well-known mounting principle allows worldwide use



Key Commercial Data

Packing unit	50 pc
Minimum order quantity	50 pc
GTIN	 4 017918 991012
GTIN	4017918991012
Weight per Piece (excluding packing)	8.530 g
Custom tariff number	85366930
Country of origin	Germany

Technical data

Dimensions

Length [l]	29 mm
Width	38.08 mm
Pitch	7.62 mm
Dimension a	30.48 mm
Width [w]	38.08 mm
Height [h]	19.25 mm
Height	14.25 mm
Length of the solder pin	5 mm
Pin dimensions	1 x 0.8 mm
Length	29 mm

Feed-through header - PC 4/ 5-G-7,62 BK - 1994924

Technical data

General

Range of articles	PC 4/..-G
Rated voltage (III/3)	400 V
Connection in acc. with standard	EN-VDE
Nominal current I_N	20 A
Color	black
Number of positions	5

Standards and Regulations

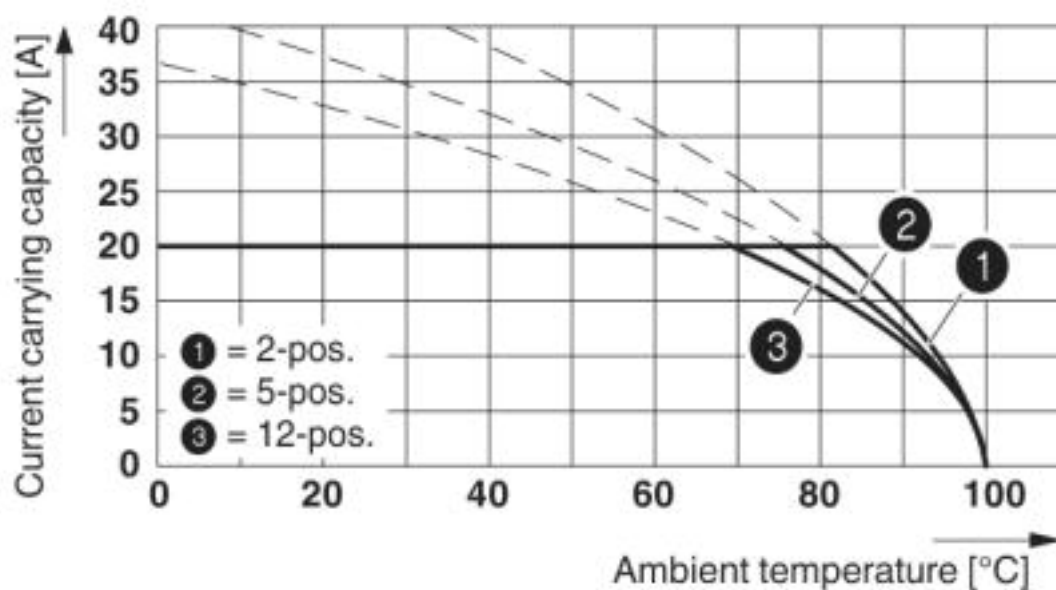
Connection in acc. with standard	EN-VDE
	CSA

Environmental Product Compliance

China RoHS	Environmentally friendly use period: unlimited = EFUP-e
	No hazardous substances above threshold values

Drawings

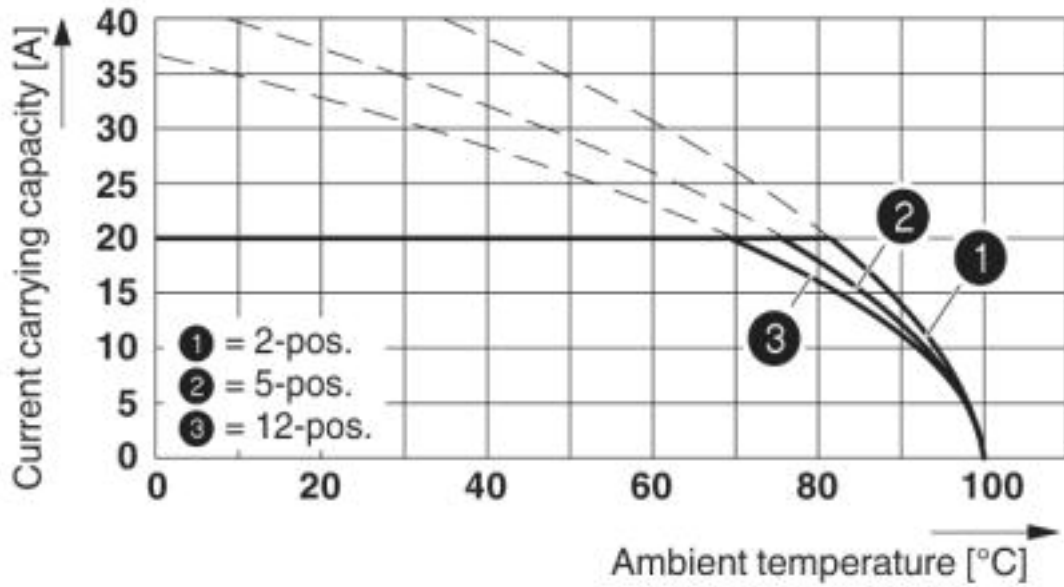
Diagram



Type: PC 4/...-ST-7,62 with PC 4/...-G-7,62

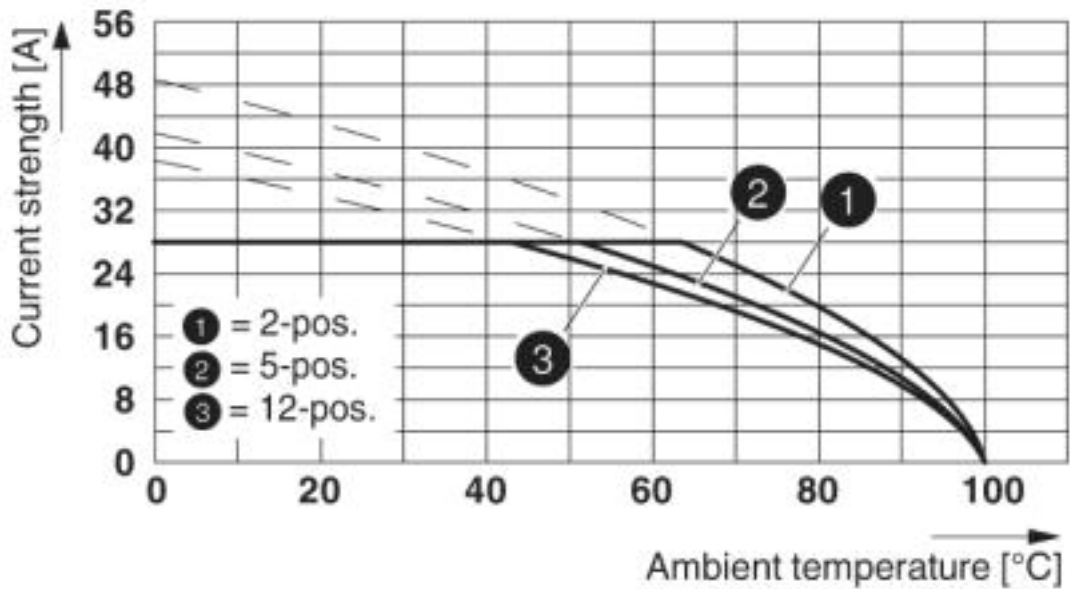
Feed-through header - PC 4/ 5-G-7,62 BK - 1994924

Diagram



Type: PC 4/...-STF-7,62 with PC 4/...-G-7,62 and BF-PC 4

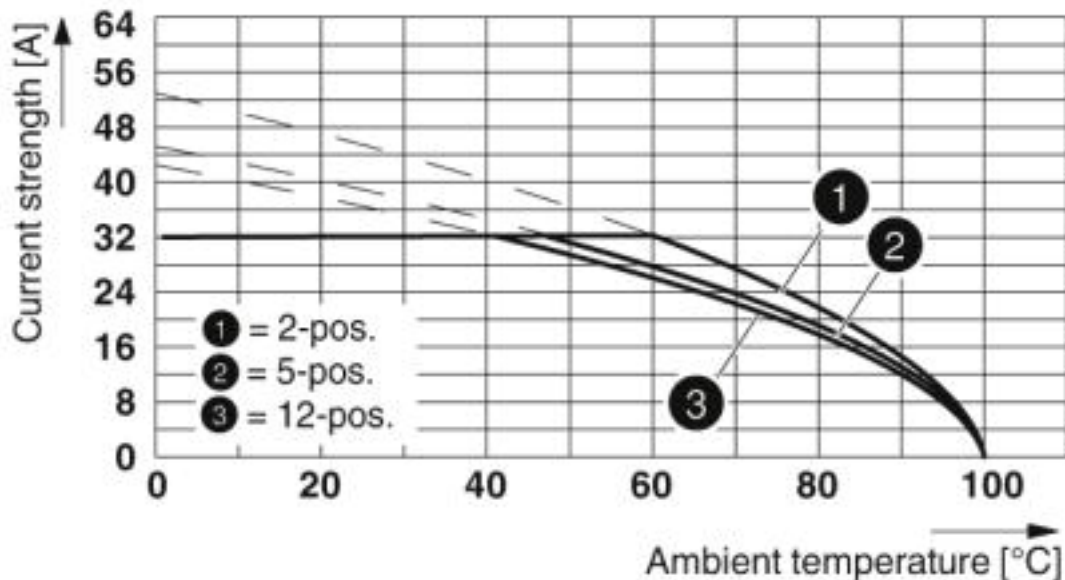
Diagram



Derating curve for: PC 5/...-ST1-7,62 with PC 4/...-G-7,62
 Conductor cross section: 4 mm²

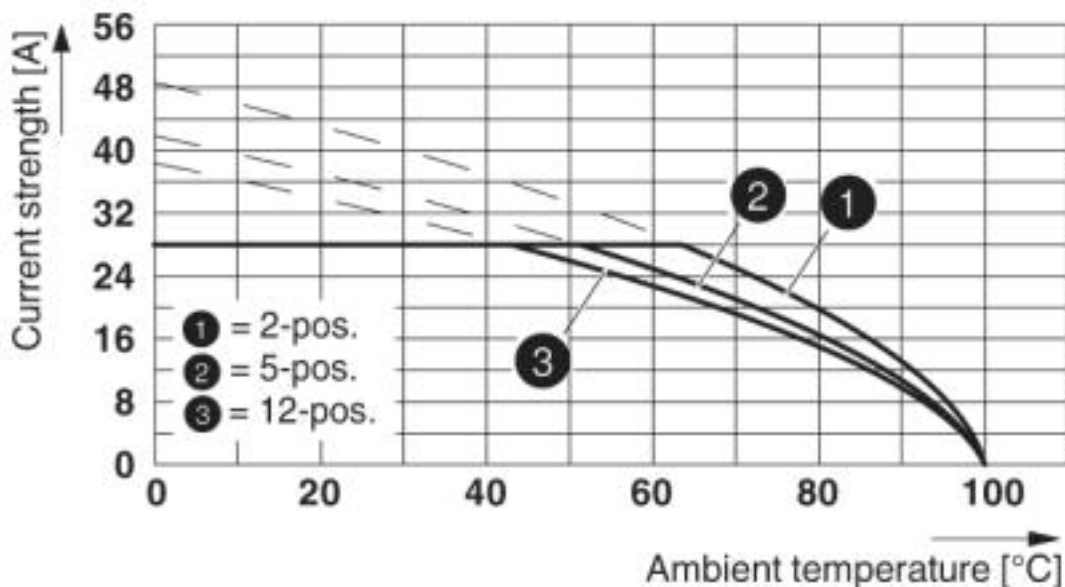
Feed-through header - PC 4/ 5-G-7,62 BK - 1994924

Diagram



Derating curve for: PC 5/...-ST1-7,62 with PC 4/...-G-7,62
 Conductor cross section: 6 mm²

Diagram



Type: PC 5/...-STF1-7,62 with PC 4/...-G-7,62 and BF-PC 4
 Conductor cross section: 4 mm²

Feed-through header - PC 4/ 5-G-7,62 BK - 1994924

Classifications

eCl@ss

eCl@ss 4.0	27260700
eCl@ss 4.1	27260700
eCl@ss 5.0	27260700
eCl@ss 5.1	27260700
eCl@ss 6.0	27260700
eCl@ss 7.0	27440402
eCl@ss 8.0	27440402
eCl@ss 9.0	27440402

ETIM

ETIM 3.0	EC001121
ETIM 4.0	EC002637
ETIM 5.0	EC002637
ETIM 6.0	EC002637
ETIM 7.0	EC002637

UNSPSC

UNSPSC 6.01	30211810
UNSPSC 7.0901	39121409
UNSPSC 11	39121409
UNSPSC 12.01	39121409
UNSPSC 13.2	39121409
UNSPSC 18.0	39121409
UNSPSC 19.0	39121409
UNSPSC 20.0	39121409
UNSPSC 21.0	39121409

Approvals

Approvals

Approvals

DNV GL / CSA / RS / BV / LR / EAC / cULus Recognized

Ex Approvals

Approval details

Feed-through header - PC 4/ 5-G-7,62 BK - 1994924

Approvals

DNV GL		https://approvalfinder.dnvgl.com/	TAE00001EZ
--------	--	---	------------

CSA		http://www.csagroup.org/services-industries/product-listing/	13631
	B	C	
Nominal voltage UN	300 V	300 V	
Nominal current IN	20 A	20 A	

RS		http://www.rs-head.spb.ru/en/index.php	17.00014.272
----	--	---	--------------

BV		http://www.veristar.com/portal/veristarinfo/generalinfo/approved/approvedProducts/equipmentAndMaterials	35433/B0 BV
----	--	---	-------------

LR		http://www.lr.org/en	96/20012
----	--	---	----------

EAC			B.01687
-----	--	--	---------

cULus Recognized		http://database.ul.com/cgi-bin/XYV/template/LISEXT/1FRAME/index.htm	E60425-19920722
	B	C	
Nominal voltage UN	300 V	300 V	
Nominal current IN	30 A	30 A	