


## Surge protection device - PT 5-HF-24DC-ST - 2906002


Please be informed that the data shown in this PDF Document is generated from our Online Catalog. Please find the complete data in the user's documentation. Our General Terms of Use for Downloads are valid (<http://phoenixcontact.com/download>)



PT protective plug with HF protective circuit for 4 signal wires. Nominal voltage: 24 V DC



### Key Commercial Data

Packing unit	1 pc
GTIN	 4 055626 013398
GTIN	4055626013398
Weight per Piece (excluding packing)	22.050 g
Custom tariff number	85363010
Country of origin	Germany
Note	Made to Order (non-returnable)

### Technical data

#### Dimensions

Height	45 mm
Width	17.7 mm
Depth	52 mm

#### Ambient conditions

Ambient temperature (operation)	-40 °C ... 85 °C
Altitude	≤ 2000 m
Degree of protection	IP20

#### General

Housing material	PA 6.6
Flammability rating according to UL 94	V-0
Color	black
Type	Male
Number of positions	5

# Surge protection device - PT 5-HF-24DC-ST - 2906002

## Technical data

### General

Direction of action	Line-Line & Line-Signal Ground/Shield & optional Signal Ground/Shield-Earth Ground
---------------------	--

### Protective circuit

IEC test classification	C1
	C2
	C3
	D1
VDE requirement class	C1
	C2
	C3
	D1
Nominal voltage $U_N$	24 V DC
Maximum continuous voltage $U_C$	28 V DC
Rated current	450 mA (45 °C)
Operating effective current $I_C$ at $U_C$	$\leq 5 \mu A$
Residual current $I_{PE}$	$\leq 5 \mu A$ (with PT 2X2-BE)
	$\leq 1 \mu A$ (with PT 2X2+F-BE)
Nominal discharge current $I_n$ (8/20) $\mu s$ (line-line)	10 kA
Nominal discharge current $I_n$ (8/20) $\mu s$ (line-earth)	10 kA (with PT 2X2+F-BE)
	10 kA (with PT 2X2-BE)
Pulse discharge current $I_{imp}$ (10/350) $\mu s$	2.5 kA (with PT 2X2-BE)
	2.5 kA (with PT 2X2+F-BE)
Total discharge current $I_{total}$ (8/20) $\mu s$	20 kA
Nominal pulse current $I_{an}$ (10/1000) $\mu s$ (line-line)	25 A
Voltage protection level $U_p$ (line-line)	$\leq 150 V$ (C1 - 1 kV/500 A)
	$\leq 165 V$ (C2 - 10 kV / 5 kA)
	$\leq 450 V$ (C2 - 10 kA)
	$\leq 50 V$ (C3 - 25 A)
Voltage protection level $U_p$ (line-earth)	$\leq 150 V$ (C1 - 1 kV/500 A)
	$\leq 700 V$ (C1 - 1 kV / 500 A with PT 2X2+F-BE)
	$\leq 165 V$ (C2 - 10 kV / 5 kA)
	$\leq 900 V$ (C2 - 10 kV / 5 kA with PT 2X2+F-BE)
	$\leq 450 V$ (C2 - 10 kA)
	$\leq 1000 V$ (C2 - 10 kA with PT 2X2+F-BE)
	$\leq 50 V$ (C3 - 25 A)
	$\leq 800 V$ (C3 - 25 A with PT 2X2+F-BE)
Voltage protection level $U_p$ (line-signalground)	$\leq 150 V$ (C1 - 1 kV/500 A)
	$\leq 150 V$ (C1 - 1 kV / 500 A with PT 2X2+F-BE)
	$\leq 165 V$ (C2 - 10 kV / 5 kA)
	$\leq 165 V$ (C2 - 10 kV / 5 kA with PT 2X2-BE)

# Surge protection device - PT 5-HF-24DC-ST - 2906002

## Technical data

### Protective circuit

	≤ 450 V (C2 - 10 kA)
	≤ 450 V (C2 - 10 kV / 5 kA with PT 2X2-BE)
	≤ 50 V (C3 - 25 A)
	≤ 50 V (C3 - 25 A with PT 2X2-BE)
Response time $t_A$ (line-line)	≤ 500 ns
Response time $t_A$ (line-earth)	≤ 500 ns
Input attenuation aE, sym.	typ. 0.3 dB (≤ 13 MHz/100 Ω)
Cut-off frequency $f_g$ (3 dB), sym. in 100 Ohm system	typ. 70 MHz
Capacity (line-line)	typ. 23 pF
Resistance per path	2.2 Ω ±10 %
Max. required back-up fuse	500 mA (T)

### Connection data

Connection method	Screw connection (in connection with the base element)
Screw thread	M3
Tightening torque	0.8 Nm
Stripping length	8 mm
Conductor cross section flexible	0.2 mm <sup>2</sup> ... 2.5 mm <sup>2</sup>
Conductor cross section solid	0.2 mm <sup>2</sup> ... 4 mm <sup>2</sup>
Conductor cross section AWG	24 ... 12

### Connection, equipotential bonding

Stripping length	8 mm
Conductor cross section flexible min.	0.2 mm <sup>2</sup>
Conductor cross section flexible max.	2.5 mm <sup>2</sup>
Conductor cross section solid min.	0.2 mm <sup>2</sup>
Conductor cross section solid max.	4 mm <sup>2</sup>
Conductor cross section AWG min.	24
Conductor cross section AWG max.	12

### Standards and Regulations

Standards/specifications	EN 61643-21/A2 2013
	IEC 61643-21/A2 2012

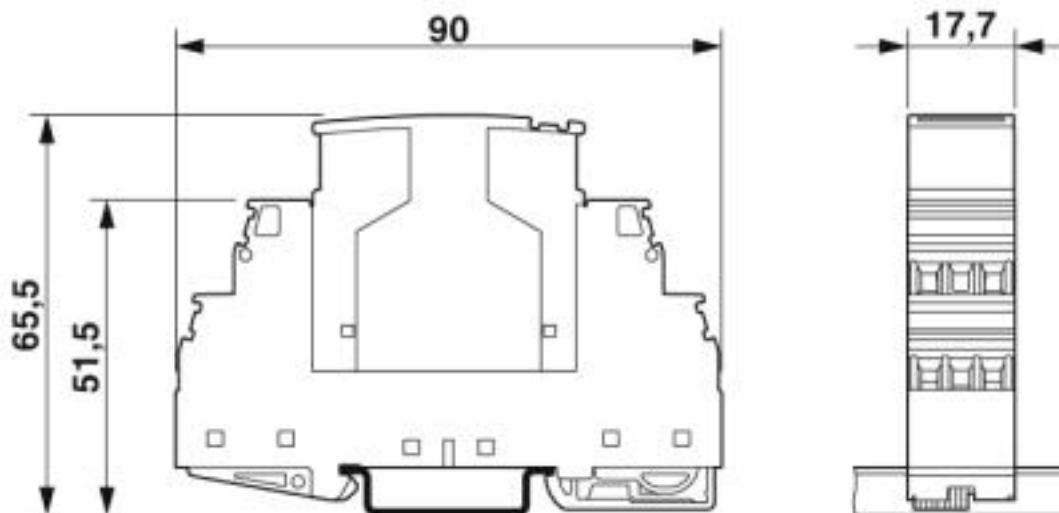
### Environmental Product Compliance

	Lead 7439-92-1
China RoHS	Environmentally friendly use period: unlimited = EFUP-e
	No hazardous substances above threshold values

## Drawings

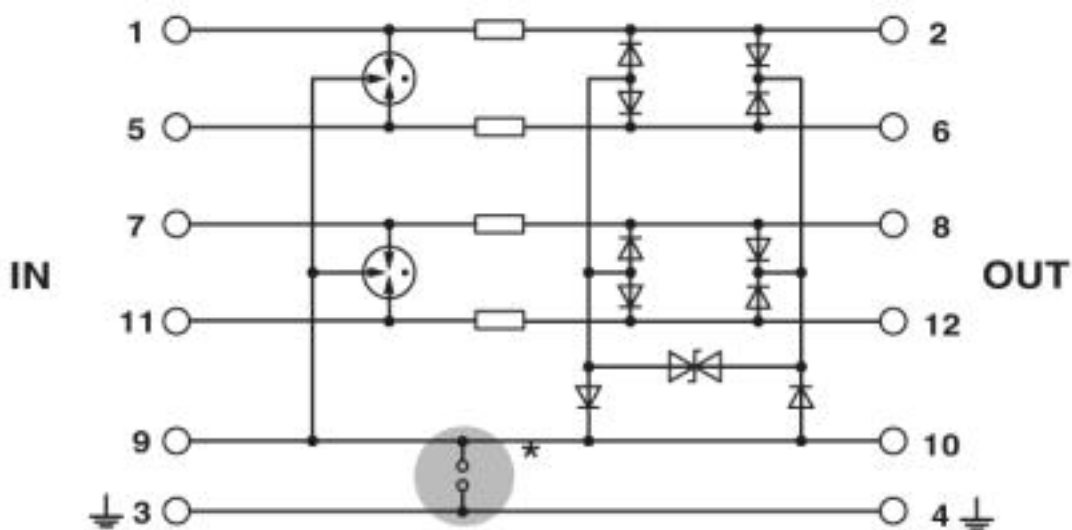
# Surge protection device - PT 5-HF-24DC-ST - 2906002

Dimensional drawing



The figure shows the complete module consisting of a base element and connector

Circuit diagram



## Classifications

eCl@ss

eCl@ss 4.0	27130800
eCl@ss 4.1	27130800
eCl@ss 5.0	27130800
eCl@ss 5.1	27130800
eCl@ss 6.0	27130800
eCl@ss 7.0	27130807
eCl@ss 8.0	27130807

# Surge protection device - PT 5-HF-24DC-ST - 2906002

## Classifications

### eCl@ss

eCl@ss 9.0	27130807
------------	----------

### ETIM

ETIM 2.0	EC000943
ETIM 3.0	EC000943
ETIM 4.0	EC000943
ETIM 5.0	EC000943
ETIM 6.0	EC000943
ETIM 7.0	EC000943

### UNSPSC

UNSPSC 6.01	30212010
UNSPSC 7.0901	39121610
UNSPSC 11	39121610
UNSPSC 12.01	39121610
UNSPSC 13.2	39121620
UNSPSC 18.0	39121620
UNSPSC 19.0	39121620
UNSPSC 20.0	39121620
UNSPSC 21.0	39121620

## Accessories

### Accessories

#### Device marking

Zack marker strip - ZBN 18:UNBEDRUCKT - 2809128



Zack marker strip, Strip, white, unlabeled, can be labeled with: CMS-P1-PLOTTER, PLOTMARK, mounting type: snap into tall marker groove, for terminal block width: 18 mm, lettering field size: 18 x 5 mm, Number of individual labels: 5

#### Labeled terminal marker

Zack Marker strip, flat - ZBF 5,LGS:FORTL.ZAHLEN - 0808671



Zack Marker strip, flat, Strip, white, labeled, printed horizontally: consecutive numbers 1 ... 10, 11 ... 20, etc. up to 491 ... 500, mounting type: snap into flat marker groove, for terminal block width: 5 mm, lettering field size: 5.15 x 5.15 mm, Number of individual labels: 10

## Surge protection device - PT 5-HF-24DC-ST - 2906002

### Accessories

Zack Marker strip, flat - ZBF 5,LGS:GERADE ZAHLEN - 0810821



Zack Marker strip, flat, Strip, white, labeled, printed horizontally: consecutive numbers 2 ... 20, 22 ... 40, etc. up to 82 ... 100, mounting type: snap into flat marker groove, for terminal block width: 5 mm, lettering field size: 5.15 x 5.15 mm, Number of individual labels: 10

Zack Marker strip, flat - ZBF 5,LGS:UNGERADE ZAHLEN - 0810863



Zack Marker strip, flat, Strip, white, labeled, printed horizontally: Odd numbers 1 - 19, 21 - 39, etc. up to 81 - 99, mounting type: snap into flat marker groove, for terminal block width: 5 mm, lettering field size: 5.15 x 5.15 mm, Number of individual labels: 10

Zack Marker strip, flat - ZBF 5,QR:FORTL.ZAHLEN - 0808697



Zack Marker strip, flat, Strip, white, labeled, Printed vertically: consecutive numbers 1 ... 10, 11 ... 20, etc. up to 91 ... 100, mounting type: snap into flat marker groove, for terminal block width: 5 mm, lettering field size: 5.15 x 5.15 mm, Number of individual labels: 10

### Marker pen

Marker pen - X-PEN 0,35 - 0811228



Marker pen without ink cartridge, for manual labeling of markers, labeling extremely wipe-proof, line thickness 0.35 mm

### Terminal marking

Zack Marker strip, flat - ZBF 5:UNBEDRUCKT - 0808642



Zack Marker strip, flat, Strip, white, unlabeled, can be labeled with: PLOTMARK, CMS-P1-PLOTTER, mounting type: snap into flat marker groove, for terminal block width: 5 mm, lettering field size: 5.1 x 5.2 mm, Number of individual labels: 10

## Surge protection device - PT 5-HF-24DC-ST - 2906002

### Accessories

Zack Marker strip, flat - ZBF 5/WH-100:UNBEDRUCKT - 0808668



Zack Marker strip, flat, Strip, white, unlabeled, can be labeled with: CMS-P1-PLOTTER, PLOTMARK, mounting type: snap into flat marker groove, for terminal block width: 5 mm, lettering field size: 5.15 x 5.15 mm, Number of individual labels: 10

---

### Necessary add-on products

Surge protection base element - PT 2X2-BE - 2839208



Base element for protective plug PT with protective circuit for two 2-wire floating signal circuit, bridge between the connections 3-4 (GND) and 9-10, for mounting on NS 35/7.5 and NS 35/15, housing width: 17.5 mm

---

### Additional products

Shield connection - SSA 3-6 - 2839295



Shield fast connection for 3 ... 6 mm cable diameter. Potential connecting cable: 200 mm, 1 mm<sup>2</sup>, color: black

---

Shield connection - SSA 5-10 - 2839512



Shield fast connection for 5 ... 10 mm cable diameter. Potential connecting cable: 200 mm, 1 mm<sup>2</sup>, color: black