

## Upper part of housing - EG 22,5-AE/ABS GN - 2907046

Please be informed that the data shown in this PDF Document is generated from our Online Catalog. Please find the complete data in the user's documentation. Our General Terms of Use for Downloads are valid (<http://phoenixcontact.com/download>)

Housing cover, for connection on one side



The figure shows a fully mounted version of the electronic housing

### Your advantages

- Tool-free mounting
- Practical and easy-to-wire conductor connection using extra finely stranded sturdy screw terminal blocks up to 2.5 mm<sup>2</sup>
- Fast snap-on mounting on symmetrical DIN rails according to EN 60715
- Date of manufacture and material and part identification embossed on the housing (recyclability)
- Functional and industry-oriented housing technology
- Optimum accommodation of electronic components with graded pitches with a design width of 22.5 mm, 45 mm, 67.5 mm, and 90 mm
- Shock and contamination-proof accommodation of electronic components (IP40 housing, IP20 terminal blocks)

### Key Commercial Data

Packing unit	25 pc
Minimum order quantity	25 pc
GTIN	
GTIN	4017918126568
Weight per Piece (excluding packing)	8.160 g
Custom tariff number	85389099
Country of origin	Poland
Note	Made to Order (non-returnable)

### Technical data

#### General

Housing type	Component housing
Color (RAL)	green

#### Dimensions

## Upper part of housing - EG 22,5-AE/ABS GN - 2907046

### Technical data

#### Dimensions

Length	75 mm
Height	17.5 mm
Width	22.5 mm
Depth	75 mm

#### Technical data

Number of positions	8
---------------------	---

#### Standards and Regulations

Flammability rating according to UL 94	HB
--	----

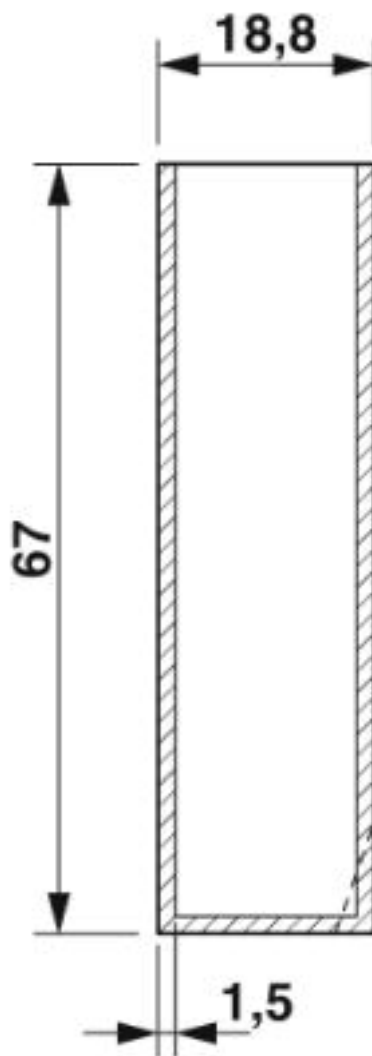
#### Environmental Product Compliance

China RoHS	Environmentally friendly use period: unlimited = EFUP-e
	No hazardous substances above threshold values

### Drawings

## Upper part of housing - EG 22,5-AE/ABS GN - 2907046

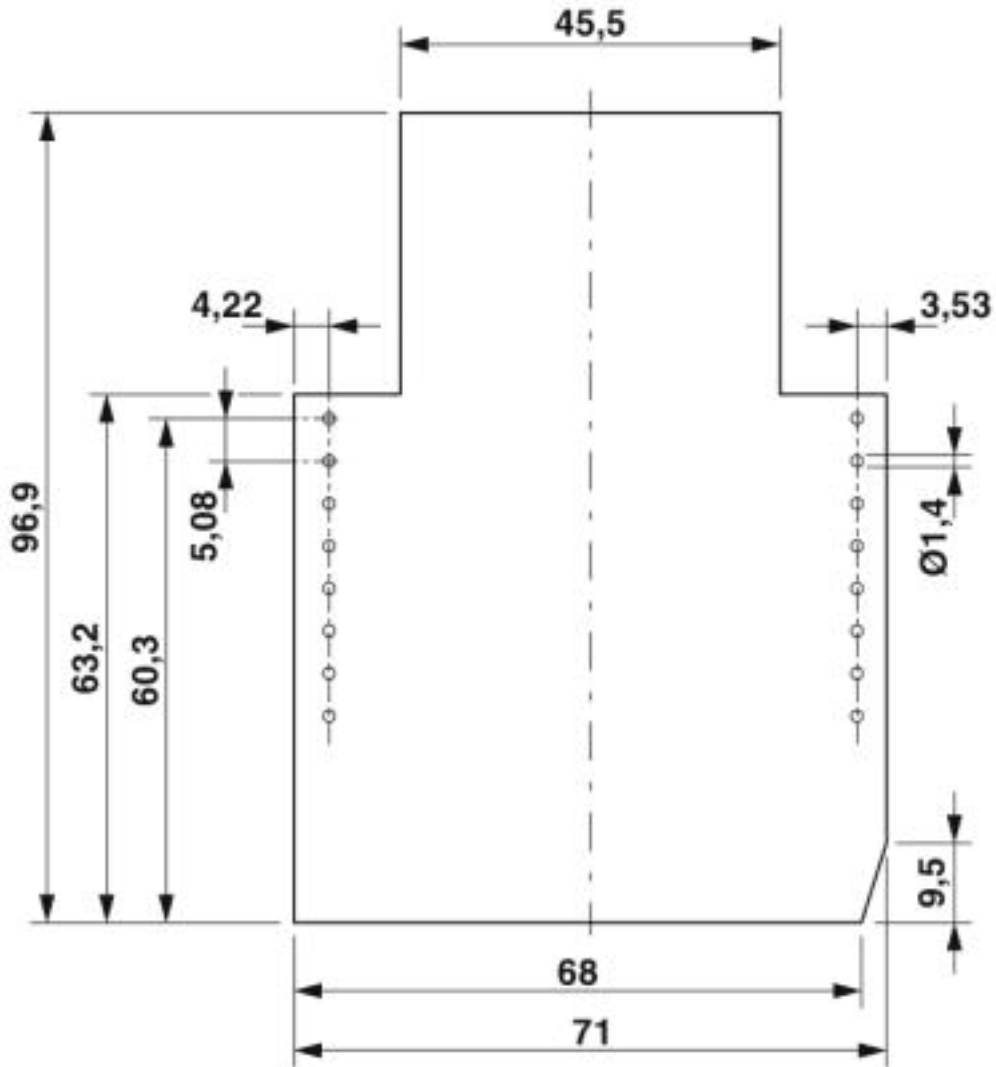
Dimensional drawing



valid for PCB 1, see explosion drawing

# Upper part of housing - EG 22,5-AE/ABS GN - 2907046

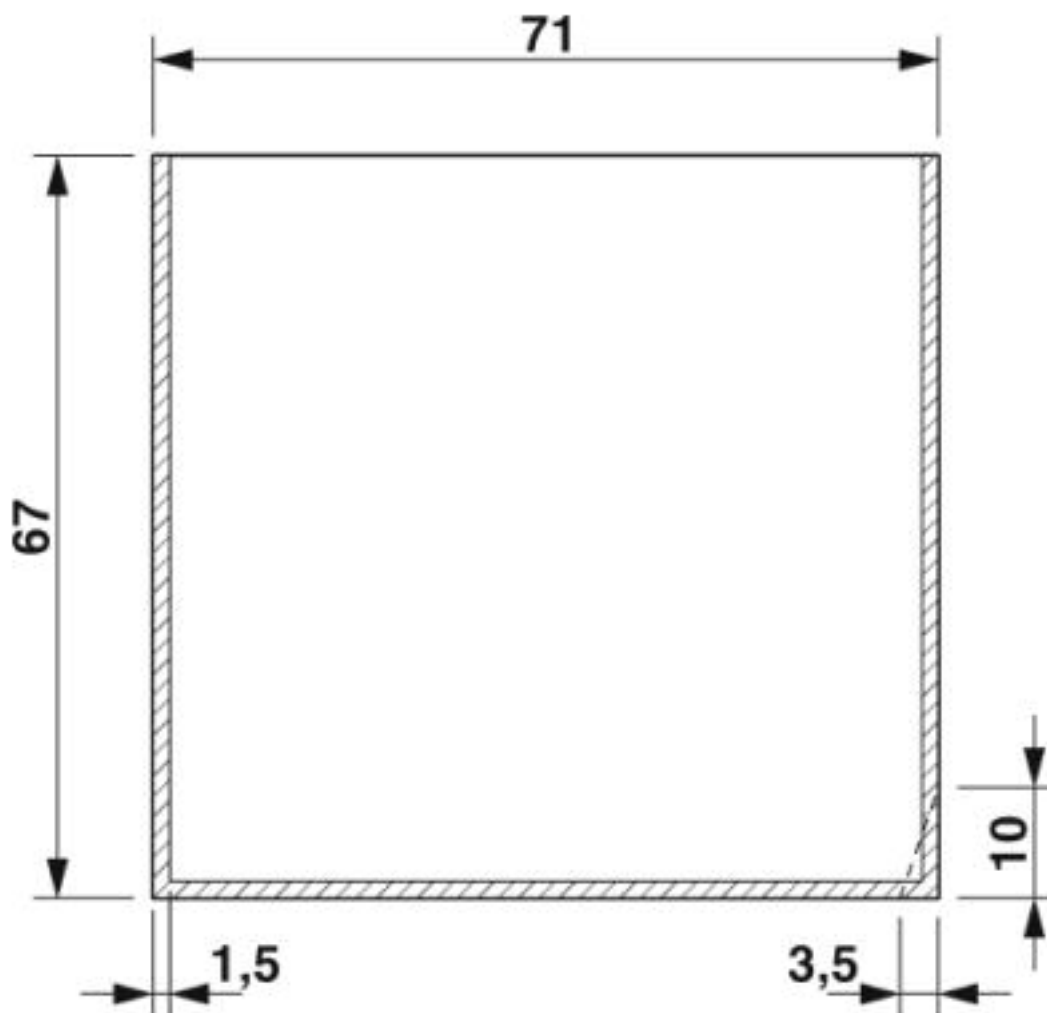
Dimensional drawing



Component mounting side, if the double-level upper part is used

## Upper part of housing - EG 22,5-AE/ABS GN - 2907046

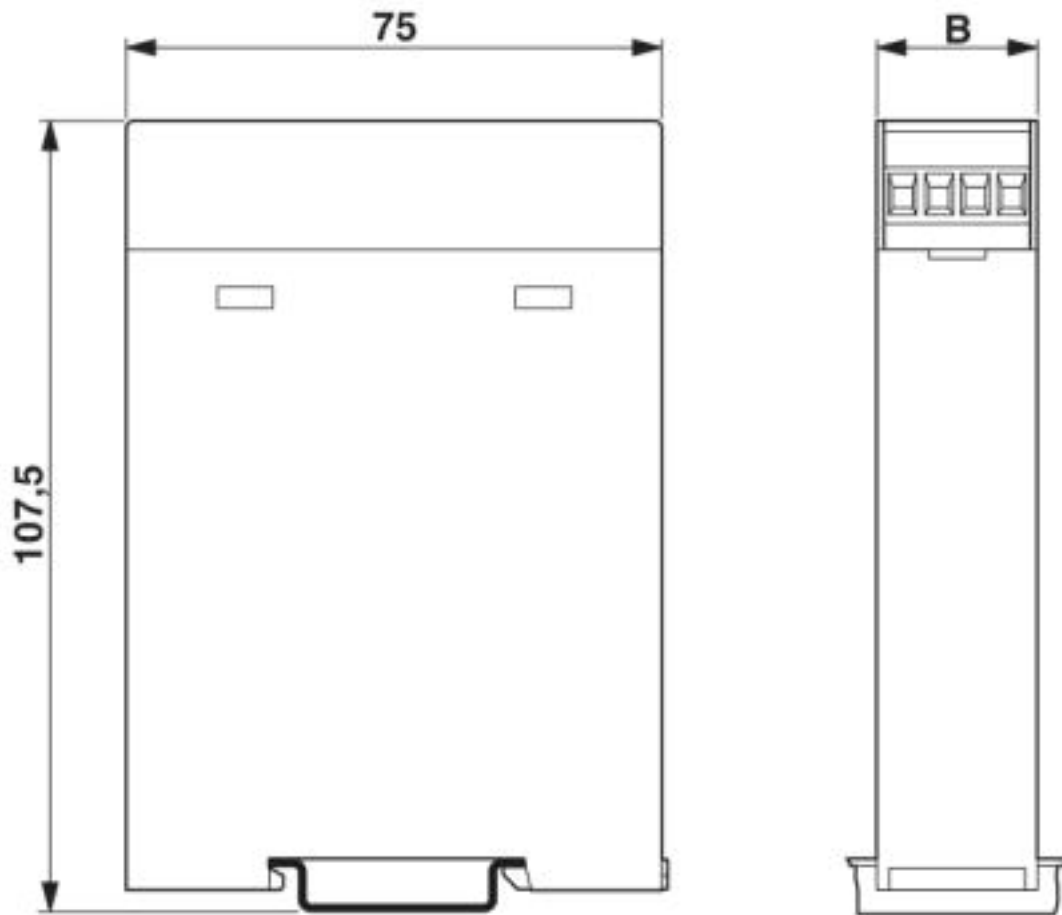
Dimensional drawing



valid for PCB 7, see explosion drawing

## Upper part of housing - EG 22,5-AE/ABS GN - 2907046

Dimensional drawing



### Classifications

eCl@ss

eCl@ss 4.0	27180400
eCl@ss 4.1	27180400
eCl@ss 5.0	27180500
eCl@ss 5.1	27180500
eCl@ss 6.0	27180800
eCl@ss 7.0	27182702
eCl@ss 8.0	27182702
eCl@ss 9.0	27182702

ETIM

ETIM 2.0	EC001031
ETIM 3.0	EC001031
ETIM 4.0	EC001031
ETIM 5.0	EC001031

# Upper part of housing - EG 22,5-AE/ABS GN - 2907046

## Classifications

### ETIM

ETIM 6.0	EC001031
ETIM 7.0	EC001031

### UNSPSC

UNSPSC 6.01	31261501
UNSPSC 7.0901	31261501
UNSPSC 11	31261501
UNSPSC 12.01	31261501
UNSPSC 13.2	31261501
UNSPSC 18.0	31261501
UNSPSC 19.0	31261501
UNSPSC 20.0	31261501
UNSPSC 21.0	31261501

## Approvals

### Approvals

---

Approvals

UL Recognized

---

Ex Approvals

---

### Approval details

UL Recognized		<a href="http://database.ul.com/cgi-bin/XYV/template/LISEXT/1FRAME/index.htm">http://database.ul.com/cgi-bin/XYV/template/LISEXT/1FRAME/index.htm</a>	FILE E 240868
---------------	--	---	---------------

---