

## Power module - AXL F PWR 1H - 2688297

Please be informed that the data shown in this PDF Document is generated from our Online Catalog. Please find the complete data in the user's documentation. Our General Terms of Use for Downloads are valid (<http://phoenixcontact.com/download>)



Axioline F, Power module for the logic supply  $U_{Bus}$ , max. 4 A, degree of protection: IP20, including bus base module and Axioline F connector

### Product Description

The module is designed for use within an Axioline F station.

If the maximum load of the bus coupler for the Axioline F local bus supply (communications power  $U_{Bus}$ ) is reached, this module can be used to provide this voltage again.


To this end, apply a 24 V DC voltage ( $U_L$ ) to the module from which the  $U_{Bus}$  is generated.

### Your advantages

- Supply of the 24 V voltage  $U_L$  for generating the communications power  $U_{Bus}$
- Diagnostic and status indicators



### Key Commercial Data

Packing unit	1 pc
GTIN	 4 046356 566209
GTIN	4046356566209
Weight per Piece (excluding packing)	107.000 g
Custom tariff number	85389091
Country of origin	Germany

### Technical data

#### Note

Utilization restriction	EMC: class A product, see manufacturer's declaration in the download area
-------------------------	---

#### Dimensions

Width	35 mm
Height	126.1 mm
Depth	54 mm

# Power module - AXL F PWR 1H - 2688297

## Technical data

### Dimensions

Note on dimensions	The depth is valid when a TH 35-7,5 DIN rail is used (according to EN 60715).
--------------------	---

### Ambient conditions

Ambient temperature (operation)	-25 °C ... 60 °C
Ambient temperature (storage/transport)	-40 °C ... 85 °C
Permissible humidity (operation)	5 % ... 95 % (non-condensing)
Permissible humidity (storage/transport)	5 % ... 95 % (non-condensing)
Air pressure (operation)	70 kPa ... 106 kPa (up to 3000 m above sea level)
Air pressure (storage/transport)	70 kPa ... 106 kPa (up to 3000 m above sea level)
Degree of protection	IP20

### Connection data

Designation	Axioline F connector
Connection method	Push-in connection
Note on the connection method	Please observe the information provided on conductor cross sections in the "Axioline F: system and installation" user manual.
Conductor cross section solid min.	0.2 mm <sup>2</sup>
Conductor cross section solid max.	1.5 mm <sup>2</sup>
Conductor cross section flexible min.	0.2 mm <sup>2</sup>
Conductor cross section flexible max.	1.5 mm <sup>2</sup>
Conductor cross section AWG min.	24
Conductor cross section AWG max.	16
Stripping length	8 mm

### General

Mounting type	DIN rail
Color	traffic grey A RAL 7042
Net weight	107 g
Note on weight specifications	with connector and bus base module
Mounting position	any (no temperature derating)

### Interfaces

Designation	Axioline F local bus
No. of channels	2
Connection method	Bus base module

### Axioline potentials

Designation	Communications power $U_L$ feed-in (the supply of the Axioline F local bus $U_{BUS}$ is generated from $U_L$ )
Supply voltage	24 V DC
Supply voltage range	19.2 V DC ... 30 V DC (including all tolerances, including ripple)
Current consumption	max. 1.2 A ( $I_{BUS} = 4$ A; $U_L = 19,2$ V)
Power consumption	max. 22 W ( $I_{BUS} = 4$ A)

## Power module - AXL F PWR 1H - 2688297

### Technical data

#### Axioline potentials

Designation	Axioline F local bus supply ( $U_{Bus}$ )
Supply voltage	5 V DC (via bus base module)
Power supply unit	max. 4 A
Protective circuit	Surge protection of the supply voltage electronic (35 V, 0.5 s)
	Polarity reversal protection of the supply voltage parallel diode; with external 5 A fuse (only for commissioning)

#### Standards and Regulations

Mechanical tests	Vibration resistance in acc. with EN 60068-2-6/IEC 60068-2-6 5g
	Shock in acc. with EN 60068-2-27/IEC 60068-2-27 30g
	Continuous shock according to EN 60068-2-27/IEC 60068-2-27 10g
Protection class	III (IEC 61140, EN 61140, VDE 0140-1)

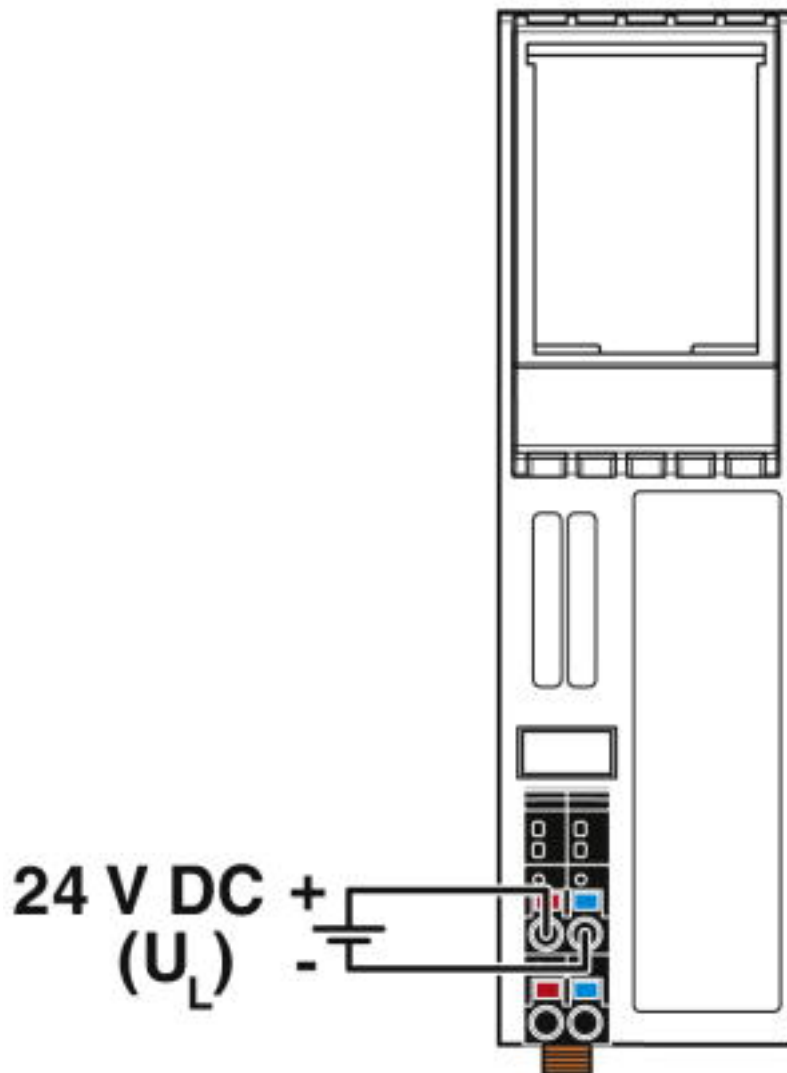
#### Environmental Product Compliance

REACH SVHC	Lead 7439-92-1
China RoHS	Environmentally Friendly Use Period = 50
	For details about hazardous substances go to tab "Downloads", Category "Manufacturer's declaration"

### Drawings

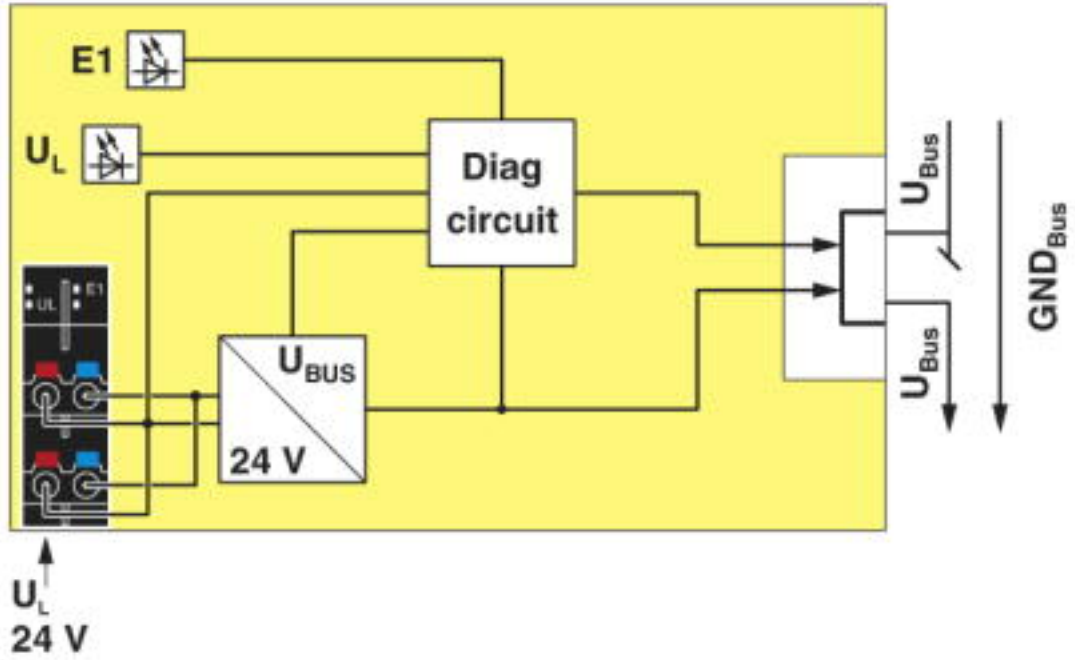
# Power module - AXL F PWR 1H - 2688297

Connection diagram



# Power module - AXL F PWR 1H - 2688297

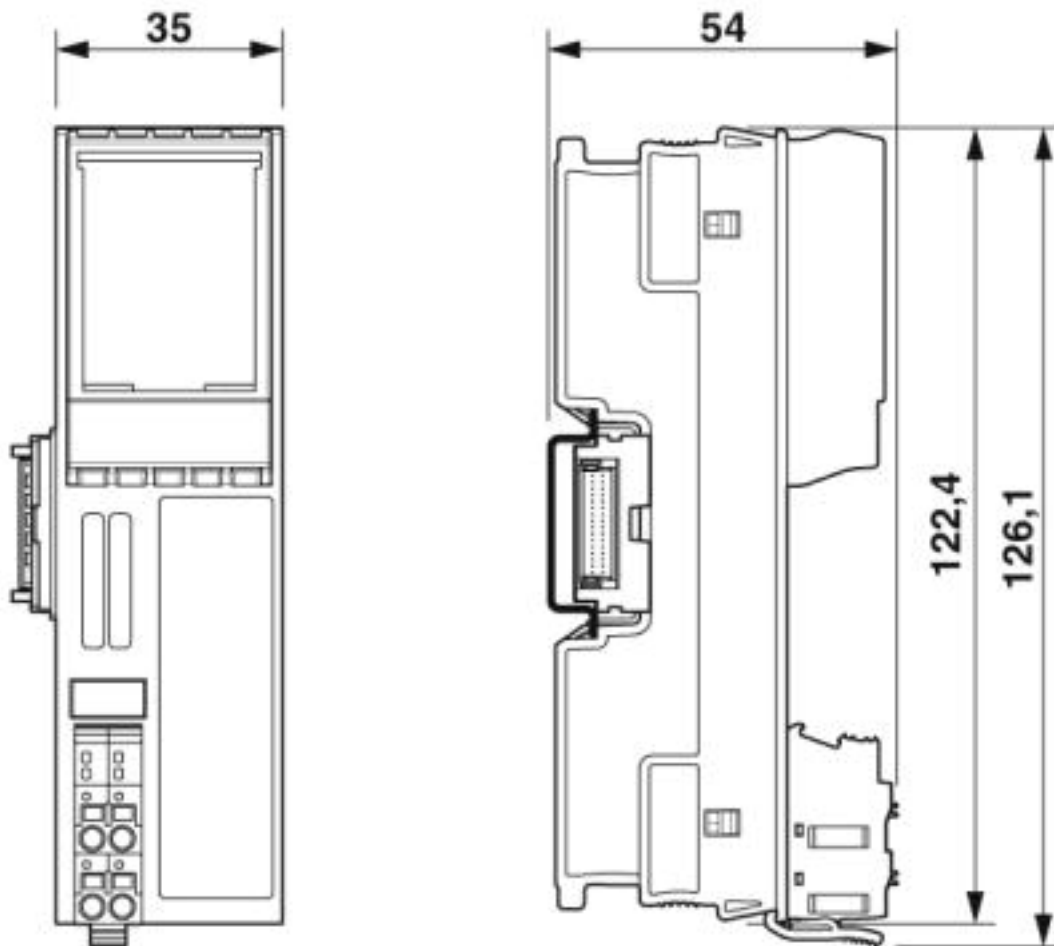
Block diagram



Basic circuit diagram

# Power module - AXL F PWR 1H - 2688297

Dimensional drawing



## Classifications

### eCl@ss

eCl@ss 4.0	27240400
eCl@ss 4.1	27240400
eCl@ss 5.0	27242200
eCl@ss 5.1	27242600
eCl@ss 6.0	27242600
eCl@ss 7.0	27242610
eCl@ss 8.0	27242610
eCl@ss 9.0	27242610

### ETIM

ETIM 3.0	EC001604
ETIM 4.0	EC001601
ETIM 5.0	EC001600

# Power module - AXL F PWR 1H - 2688297

## Classifications

### ETIM

ETIM 6.0	EC001600
ETIM 7.0	EC001600

### UNSPSC

UNSPSC 6.01	43172015
UNSPSC 7.0901	43201404
UNSPSC 11	39121311
UNSPSC 12.01	39121311
UNSPSC 13.2	32151602
UNSPSC 18.0	32151602
UNSPSC 19.0	32151602
UNSPSC 20.0	32151602
UNSPSC 21.0	32151602

## Approvals

### Approvals

#### Approvals

DNV GL / KR / NK / ABS / BSH / RINA / UL Listed / cUL Listed / LR / PRS / BV / EAC / cULus Listed

#### Ex Approvals

### Approval details

DNV GL		<a href="https://approvalfinder.dnvgl.com/">https://approvalfinder.dnvgl.com/</a>	TAA00000DF
--------	---	---	------------

KR		<a href="http://www.krs.co.kr/eng/main/main.aspx">http://www.krs.co.kr/eng/main/main.aspx</a>	HMB17372-AC002
----	---	---	----------------

NK		<a href="http://www.classnk.or.jp/hp/en/">http://www.classnk.or.jp/hp/en/</a>	14A006
----	---	---	--------

ABS		<a href="http://www.eagle.org/eagleExternalPortalWEB/">http://www.eagle.org/eagleExternalPortalWEB/</a>	18-HG1767360-PDA
-----	--	---	------------------

BSH		<a href="http://www.bsh.de/de/index.jsp">http://www.bsh.de/de/index.jsp</a>	840
-----	--	---	-----

# Power module - AXL F PWR 1H - 2688297

## Approvals

RINA		<a href="http://www.rina.org/en">http://www.rina.org/en</a>	ELE256518XG
UL Listed		<a href="http://database.ul.com/cgi-bin/XYV/template/LISEXT/1FRAME/index.htm">http://database.ul.com/cgi-bin/XYV/template/LISEXT/1FRAME/index.htm</a>	FILE E 238705
cUL Listed		<a href="http://database.ul.com/cgi-bin/XYV/template/LISEXT/1FRAME/index.htm">http://database.ul.com/cgi-bin/XYV/template/LISEXT/1FRAME/index.htm</a>	FILE E 238705
LR		<a href="http://www.lr.org/en">http://www.lr.org/en</a>	14-20019
PRS		<a href="http://www.prs.pl/">http://www.prs.pl/</a>	TE/2239/880590/19
BV		<a href="http://www.veristar.com/portal/veristarinfo/generalinfo/approved/approvedProducts/equipmentAndMaterials">http://www.veristar.com/portal/veristarinfo/generalinfo/approved/approvedProducts/equipmentAndMaterials</a>	36433/B0 BV
EAC			EAC-Zulassung
cULus Listed			

## Accessories

### Accessories

### Device marking

Insert label - EMT (35X28)R - 0801602



Insert label, Roll, white, unlabeled, can be labeled with: THERMOMARK ROLLMASTER 300/600, THERMOMARK X1.2, THERMOMARK ROLL X1, THERMOMARK ROLL 2.0, THERMOMARK ROLL, mounting type: snapped into marker carrier, lettering field size: 35 x 28 mm, Number of individual labels: 500



## Power module - AXL F PWR 1H - 2688297

### Accessories

---

#### Terminal marking

Zack marker strip - ZB 20,3 AXL UNPRINTED - 0829579



Zack marker strip for AxioLine F (device labeling), in 2 x 20.3 mm pitch, unprinted, 25-section, for individual labeling with B-STIFT 0.8, X-PEN, or CMS-P1-PLOTTER

---

Zack Marker strip, flat - ZBF 10/5,8 AXL UNPRINTED - 0829580



Zack Marker strip, flat, Strip, white, unlabeled, can be labeled with: PLOTMARK, CMS-P1-PLOTTER, mounting type: snap into flat marker groove, for terminal block width: 10.15 mm, lettering field size: 4 of 10.15 x 5 mm and 1 of 5.8 x 5 mm, Number of individual labels: 50

---