


PCB direct plug - CDDC 2,5/10-PV-5,0 - 1016279

Please be informed that the data shown in this PDF Document is generated from our Online Catalog. Please find the complete data in the user's documentation. Our General Terms of Use for Downloads are valid (<http://phoenixcontact.com/download>)

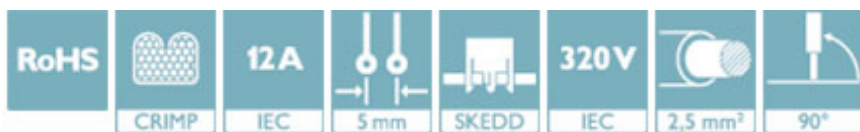
PCB direct plug, nominal current: 12 A, rated voltage (III/2): 320 V, nominal cross section: 2.5 mm², number of positions: 10, pitch: 5 mm, connection method: Crimp connection, color: green, contact surface: Tin, mounting: SKEDD - Direct plug-in technology




The figure shows a 10-pos. version with 20 contacts

Your advantages

- ✓ SKEDD direct plug-in technology enables flexible positioning on the PCB
- ✓ Reduced component and process costs: simple insertion by hand and vibration-resistant connection
- ✓ Contacts arranged in a double row enable high packing density in a compact area
- ✓ Wide range of applications, thanks to suitability for PCBs with chemically tin-plated or Hot Air Leveling (HAL) surface
- ✓ Cost-effective connection of crimped conductors in large quantities
- ✓ Tools for manual and automatic crimping available as an option



Key Commercial Data

| | |
|--------------------------------------|---|
| Packing unit | 50 pc |
| Minimum order quantity | 50 pc |
| GTIN |  4 055626 497389 |
| GTIN | 4055626497389 |
| Weight per Piece (excluding packing) | 5.130 g |
| Sales Key | AAAFMB |

Technical data

Item properties

| | |
|---------------------------|------------------|
| Brief article description | Direct connector |
| Plug-in system | SKEDD |
| Range of articles | CDDC 2,5/..-PV |
| Pitch | 5 mm |
| Number of positions | 10 |
| Connection method | Crimp connection |

PCB direct plug - CDDC 2,5/10-PV-5,0 - 1016279

Technical data

Item properties

| | |
|-----------------------|-----------------------------------|
| Mounting type | SKEDD - Direct plug-in technology |
| Locking | Self-locking flange |
| Number of levels | 2 |
| Number of connections | 20 |
| Number of potentials | 20 |

Electrical parameters

| | |
|-----------------------------|-------|
| Nominal current | 12 A |
| Nom. voltage | 320 V |
| Rated voltage | 250 V |
| Rated voltage (III/2) | 320 V |
| Rated voltage (II/2) | 630 V |
| Rated surge voltage (III/3) | 4 kV |
| Rated surge voltage (III/2) | 4 kV |
| Rated surge voltage (II/2) | 4 kV |

Connection capacity

| | |
|-------------------------------------|--|
| Connection method | Crimp connection |
| Conductor cross section flexible | 0.14 mm ² ... 2.5 mm ² |
| Conductor cross section AWG / kcmil | 26 ... 14 |

Material data - housing

| | |
|---|--------------|
| Housing color | green (6021) |
| Insulating material | PA |
| Insulating material group | I |
| CTI according to IEC 60112 | 600 |
| Flammability rating according to UL 94 | V0 |
| Glow wire flammability index GWFI according to EN 60695-2-12 | 850 |
| Glow wire ignition temperature GWIT according to EN 60695-2-13 | 775 |
| Temperature for the ball pressure test according to EN 60695-10-2 | 125 °C |

Material data – actuating element

| | |
|---|--------|
| Insulating material | PA |
| CTI according to IEC 60112 | 600 |
| Flammability rating according to UL 94 | V0 |
| Glow wire flammability index GWFI according to EN 60695-2-12 | 850 |
| Glow wire ignition temperature GWIT according to EN 60695-2-13 | 775 |
| Temperature for the ball pressure test according to EN 60695-10-2 | 125 °C |

Dimensions for the product

| | |
|--------------|---------|
| Length [l] | 13 mm |
| Width [w] | 55.8 mm |
| Height [h] | 19.6 mm |

PCB direct plug - CDDC 2,5/10-PV-5,0 - 1016279

Technical data

Dimensions for the product

| | |
|-----------------------------|---------|
| Pitch | 5 mm |
| Height (without solder pin) | 16 mm |
| Pin spacing | 7.00 mm |

Packaging information

| | |
|----------------------------|---------------------|
| Type of packaging | packed in cardboard |
| Pieces per package | 50 |
| Denomination packing units | Pcs. |

General product information

| | |
|--------------|--|
| Type of note | Note on the contact |
| | Note on application |
| | Note on application |
| | Note on application |
| | Note on application |
| Note | The information on the basic material and the finish properties of the crimp contacts is to be found in the E-Shop in the technical data for the respective crimp contact. |
| | All laboratory tests are performed in combination with the crimp contacts specified as accessories. |
| | The current depends on the crimp contact and conductor cross section used. |
| | The corresponding crimp contacts are to be found in the "Accessories" tab. |
| | The crimp contacts may only be processed with approved crimping tools. |

Ambient conditions

| | |
|---|---|
| Ambient temperature (storage/transport) | -40 °C ... 70 °C |
| Ambient temperature (assembly) | -5 °C ... 100 °C |
| Ambient temperature (operation) | -55 °C ... 105 °C (dependent on the derating curve) |

Termination and connection method

Mechanical tests according to standard

| | |
|-------------------------------------|------------------------------------|
| Test specification | IEC 61984 |
| Visual examination | Test passed IEC 60512-1-1:2002-02 |
| Dimensional test | Test passed IEC 60512-1-2:2002-02 |
| Resistance of marking | Test passed IEC 60068-2-70:1995-12 |
| Result | Test passed |
| Specification | IEC 60512-13-2:2006-02 |
| No. of cycles | 25 |
| Insertion strength per pos. approx. | 4 N |
| Withdraw strength per pos. approx. | 3 N |
| Polarization and coding | Test passed IEC 60512-13-5:2006-02 |
| Result | Test passed |

PCB direct plug - CDDC 2,5/10-PV-5,0 - 1016279

Technical data

Mechanical tests according to standard

| | |
|---------------------|------------------------|
| Specification | IEC 60512-15-1:2008-05 |
| Test force per pos. | 20 N |

Air clearances and creepage distances

| | |
|---|---------------------|
| Clearances and creepage distances | IEC 60664-1:2007-04 |
| Specification | IEC 60664-1:2007-04 |
| Minimum clearance - inhomogeneous field (III/3) | 3 mm |
| Minimum clearance - inhomogeneous field (III/2) | 3 mm |
| Minimum clearance - inhomogeneous field (II/2) | 3 mm |
| Minimum creepage distance value (III/3) | 3.2 mm |
| Minimum creepage distance value (III/2) | 3 mm |
| Minimum creepage distance value (II/2) | 3.2 mm |

Current carrying capacity / derating curves

| | |
|---------------|-----------|
| Specification | IEC 61984 |
|---------------|-----------|

Mechanical tests (A)

| | |
|--|-------------|
| Test specification | IEC 61984 |
| Insertion strength per pos. approx. | 4 N |
| Withdraw strength per pos. approx. | 3 N |
| Polarization when inserted requirement >20 N | Test passed |
| Contact holder in insert requirements >20 N | Test passed |

Durability tests (B)

| | |
|--|-----------------------|
| Specification | IEC 60512-9-1:2010-03 |
| Contact resistance R ₁ | 1.4 mΩ |
| Insertion/withdrawal cycles | 25 |
| Contact resistance R ₂ | 1.4 mΩ |
| Impulse withstand voltage at sea level | 4.8 kV |
| Power-frequency withstand voltage | 2.21 kV |
| Insulation resistance, neighboring positions | > 1.6 TΩ |

Climatic tests (D)

| | |
|--|---|
| Specification | ISO 6988:1985-02 |
| Cold stress | -55 °C/2 h |
| Thermal stress | 105 °C/168 h |
| Corrosive stress | 0.2 dm ³ SO ₂ on 300 dm ³ /40 °C/1 cycle |
| Impulse withstand voltage at sea level | 4.8 kV |
| Power-frequency withstand voltage | 2.21 kV |

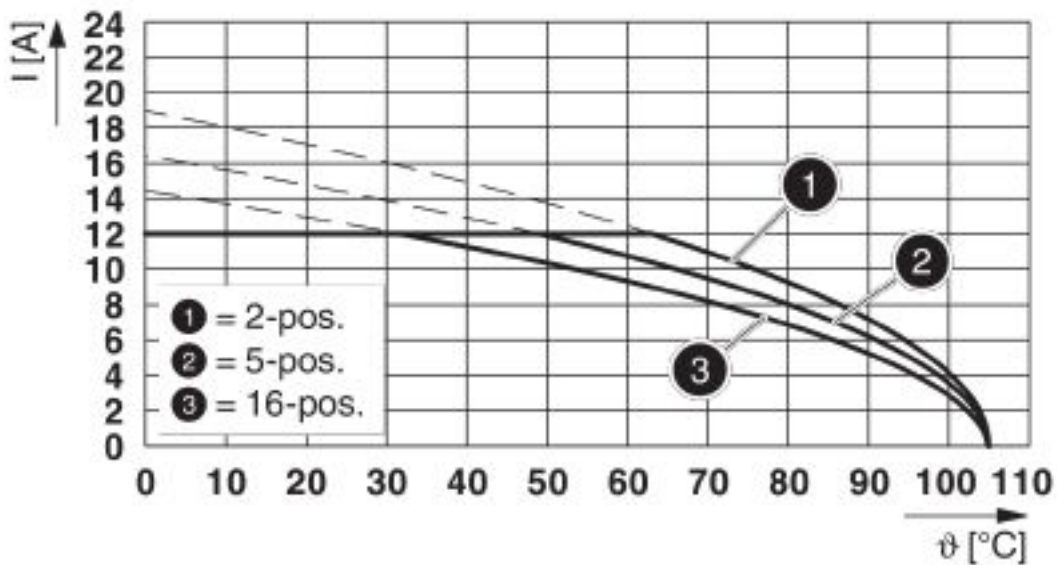
Environmental and durability tests (E)

| | |
|---------------------------------------|-------------------------------------|
| Specification | IEC 61984:2008-10 |
| Result, degree of protection, IP code | Finger safety with IP20 test finger |

PCB direct plug - CDDC 2,5/10-PV-5,0 - 1016279

Drawings

Diagram



Type: CDDC 2,5/...-PV-5,0

Classifications

eCl@ss

| | |
|------------|----------|
| eCl@ss 4.0 | 27260700 |
| eCl@ss 4.1 | 27260700 |
| eCl@ss 5.0 | 27260700 |
| eCl@ss 5.1 | 27260700 |
| eCl@ss 6.0 | 27260700 |
| eCl@ss 7.0 | 27440309 |
| eCl@ss 8.0 | 27440309 |
| eCl@ss 9.0 | 27440309 |

ETIM

| | |
|----------|----------|
| ETIM 5.0 | EC002637 |
| ETIM 6.0 | EC002638 |
| ETIM 7.0 | EC002638 |

Approvals

Approvals

Approvals

cULus Recognized / VDE Zeichengenehmigung / IECCEB CB Scheme

PCB direct plug - CDDC 2,5/10-PV-5,0 - 1016279

Approvals

Ex Approvals

Approval details

| | | | |
|----------------------------|-------|---|-----------------|
| cULus Recognized | | http://database.ul.com/cgi-bin/XYV/template/LISEXT/1FRAME/index.htm | E60425-20160718 |
| | B | D | |
| Nominal voltage UN | 300 V | 300 V | |
| Nominal current IN | 12 A | 10 A | |
| mm ² /AWG/kcmil | 26-12 | 26-12 | |

| | | | |
|----------------------------|----------|---|----------|
| VDE Zeichengenehmigung | | http://www2.vde.com/de/Institut/Online-Service/VDE-gepruefteProdukte/Seiten/Online-Suche.aspx | 40044617 |
| | | | |
| Nominal voltage UN | 320 V | | |
| Nominal current IN | 12 A | | |
| mm ² /AWG/kcmil | 0.14-2.5 | | |

| | | | |
|-----------------|--|---|-----------|
| IECEE CB Scheme | | http://www.iecee.org/ | DE1-63213 |
|-----------------|--|---|-----------|

Accessories

Accessories

Coding element

Coding profile - CP-PT 1,5 - 1985564

Coding profile, inserted into the hole on the plug, made from red insulating material, diameter: 1.35 mm



Additional products

PCB direct plug - CDDC 2,5/10-PV-5,0 - 1016279

Accessories

Crimp contact - CDC-MP 0,14-0,5 - 1016664



Crimp contact

Crimp contact - CDC-MP 0,14-0,5-R - 1016663



Crimp contact

Crimp contact - CDC-MP 0,5-1,5 - 1016662



Crimp contact

Crimp contact - CDC-MP 0,5-1,5-R - 1016661



Crimp contact

Crimp contact - CDC-MP 1,5-2,5 - 1016660



Crimp contact

PCB direct plug - CDDC 2,5/10-PV-5,0 - 1016279

Accessories

Crimp contact - CDC-MP 1,5-2,5-R - 1016659



Crimp contact