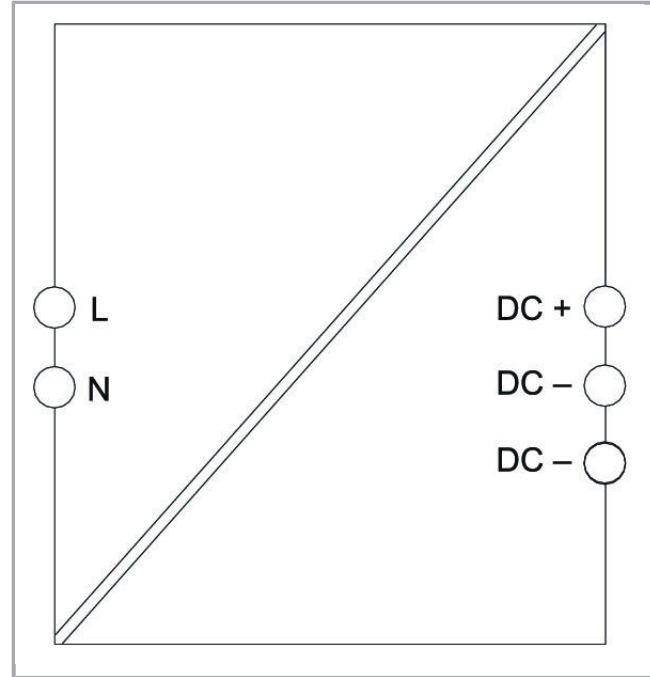


Data sheet | Item number: 787-1200

Switched-mode power supply; Compact; 1-phase; 24 VDC output voltage;
0.5 A output current; DC-OK LED; -

www.wago.com/787-1200



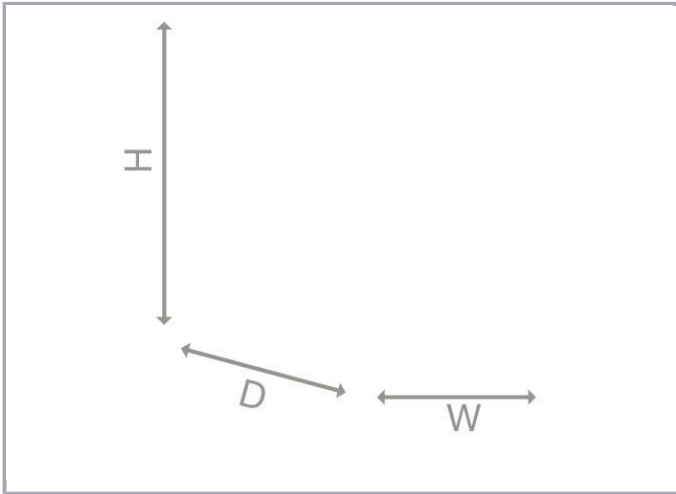
Subject to changes. Please also observe the further product documentation!

WAGO Kontakttechnik GmbH & Co. KG
Hansastr. 27
32423 Minden
Phone: +49571 887-0 | Fax: +49571 887-169
Email: info.de@wago.com | Web: www.wago.com

Do you have any questions about our products?
We are always happy to take your call at +49 (571) 887-44222.

RoHS 
Compliant





Item description

Features:

- Switched-mode power supply
- Stepped profile, ideal for distribution boards/boxes
- Pluggable *picoMAX*[®] Connection Technology (tool-free)
- Series operation
- Electrically isolated output voltage (SELV) per EN 62368/UL 62368 and EN 60335-1; PELV per EN 60204

Data

Technical Data

Input

Phases	1
Nominal input voltage $U_{i, \text{nom}}$	AC 100 ... 240 V
Input voltage range	AC 90 ... 264 V
Input voltage derating	-2 %/V (< 100 VAC)
Nominal mains frequency range	47 ... 63 Hz
Input current I_i	$\leq 0,27$ A (100 VAC; 0.5 ADC)

Subject to changes. Please also observe the further product documentation!

WAGO Kontakttechnik GmbH & Co. KG
Hansastr. 27
32423 Minden
Phone: +49571 887-0 | Fax: +49571 887-169
Email: info.de@wago.com | Web: www.wago.com

Do you have any questions about our products?
We are always happy to take your call at +49 (571) 887-44222.



Discharge current	$\leq 0,25 \text{ mA}$
Inrush current	$\leq 30 \text{ A (NTC)}$
Power factor	$\geq 0,5$
Power factor correction (PFC)	None
Mains failure hold-up time	$\geq 100 \text{ ms (230 VAC)}$

Output

Nominal output voltage $U_{o \text{ nom}}$	DC 24 V (SELV)
Nominal output current $I_{o \text{ nom}}$	0,5 A
Nominal output power	12 W
Control deviation	$\leq 1 \%$
Deviation, dynamic load change 10 ... 90 %	$\leq 1 \%$
Residual ripple	$\leq 100 \text{ mV (peak-to-peak)}$
Overload behavior	shutdown and automatic restart in the event of a short circuit

Signaling and communication

Signaling	1 x Status indication LED (green)
Operation status indicator	Green LED (U_o)

Efficiency/Power losses:

Power loss P_l	$\leq 0,2 \text{ W (230 VAC; No load)}$
Power loss (max.) $P_{l \text{ (max.)}}$	2,5 W (100 VAC / 24 VDC; 0.5 A)
Efficiency (typ.)	83 % (230 VAC; nominal load); 82 % (110 VAC; nominal load)

Fuse protection:

Internal fuse	T 1 A / 250 VAC
Required backup fusing	An external DC fuse is required for the DC input voltage.
Recommended backup fusing	Circuit breaker: 6 A (C characteristic), 10 A (B characteristic) or higher

Safety and protection:

Isolation voltage (Pri.-Sec.)	DC 4,242 kV
Protection class	II
Protection type	IP20 (per EN 60529)
Resistance to reverse feed	$\leq \text{DC } 31 \text{ V}$

Subject to changes. Please also observe the further product documentation!



Overvoltage category	II
Transient suppression (primary)	Yes
Overvoltage protection; secondary	≤ 31 VDC (in the event of a fault)
Short-circuit-protected	Yes
Open-circuit-proof	Yes
Parallel operation	No
Series operation	Yes, for 2 devices of the same type
MTBF	> 700,000 h (per IEC 61709)

Connection data

Connection type (1)	Input
Connection technology	Push-in CAGE CLAMP®
WAGO Connector	picoMAX® 5.0, WAGO 2092 Series
Solid conductor	0,2 ... 2,5 mm² / 24 ... 12 AWG
Fine-stranded conductor	0,2 ... 2,5 mm² / 24 ... 12 AWG
Strip length	9 ... 10 mm / 0.35 ... 0.39 inch
Connection type 2	Output
Connection technology 2	Push-in CAGE CLAMP®
WAGO Connector 2	picoMAX® 3.5 (WAGO 2091 Series)
Solid conductor 2	0,2 ... 1,5 mm² / 24 ... 14 AWG
Fine-stranded conductor 2	0,2 ... 1,5 mm² / 24 ... 14 AWG
Strip length 2	8 ... 9 mm / 0.31 ... 0.35 inch

Geometrical Data

Width	18 mm / 0.7 inch
Height	90 mm / 3.543 inch
Depth	55 mm / 2.165 inch
Depth from upper edge of DIN-rail	52,5 mm / 2.067 inch

Mechanical data

Mounting type	DIN-35 rail (EN 60715) Screw mount (back/side)
---------------	---

Material Data

Flammability class per UL94	V2
-----------------------------	----

Subject to changes. Please also observe the further product documentation!

Weight	63 g
--------	------

Environmental Requirements

Surrounding air temperature (operation)	-25 ... 70 °C
Surrounding air temperature (storage)	-40 ... 85 °C
Relative humidity	20 ... 90 % (no condensation permissible)
Derating	-2.6 %/K (> 55 °C)
Pollution degree	2
Climatic category	3K3 (per EN 60721; except for low air pressure)

Standards and specifications



Conformity marking	CE
Standards/specifications	EN 61204-3; EN 60335-1; EN 62368; UL 62368; UL 508

Commercial data

Packaging type	BOX
Country of origin	CN
GTIN	4055143812184
Customs tariff number	85044082900

Approvals / Certificates

UL-Approvals

Logo	Approval	Additional Approval Text	Certificate name
	UL Underwriters Laboratories Inc.	UL 508	E255817
	UR Underwriters Laboratories Inc.	UL 62368-1	E255815

Counterpart



Subject to changes. Please also observe the further product documentation!

WAGO Kontakttechnik GmbH & Co. KG
 Hansastr. 27
 32423 Minden
 Phone: +49571 887-0 | Fax: +49571 887-169
 Email: info.de@wago.com | Web: www.wago.com




Do you have any questions about our products?
 We are always happy to take your call at +49 (571) 887-44222.

Compatible products

ferrule

	Item no.: 216-201 Ferrule; Sleeve for 0.5 mm ² / 20 AWG; insulated; electro-tin plated; white	www.wago.com/216-201
	Item no.: 216-202 Ferrule; Sleeve for 0.75 mm ² / 18 AWG; insulated; electro-tin plated; gray	www.wago.com/216-202
	Item no.: 216-203 Ferrule; Sleeve for 1 mm ² / AWG 18; insulated; electro-tin plated; red	www.wago.com/216-203
	Item no.: 216-204 Ferrule; Sleeve for 1.5 mm ² / AWG 16; insulated; electro-tin plated; black	www.wago.com/216-204
	Item no.: 216-301 Ferrule; Sleeve for 0.25 mm ² / AWG 24; insulated; electro-tin plated; yellow	www.wago.com/216-301
	Item no.: 216-302 Ferrule; Sleeve for 0.34 mm ² / 22 AWG; insulated; electro-tin plated; green	www.wago.com/216-302

tools

	Item no.: 2092-1630 Unlocking tool; orange	www.wago.com/2092-1630
	Item no.: 210-720 Operating tool; Blade: 3.5 x 0.5 mm; with a partially insulated shaft	www.wago.com/210-720
	Item no.: 210-769 SCREWDRIVER; green	www.wago.com/210-769

Downloads

Documentation

Manual

Power Supply 24 V	V 1.0.0	pdf 1.2 MB	Download
COMPACT Power DC 24 V , 0.5 A	V 1.0.0 Jan 29, 2019	pdf 1.2 MB	Download

Bid Text

787-1200 GAEB X81 - Datei	Jun 24, 2019	xml 7.2 kB	Download
------------------------------	--------------	---------------	----------

Subject to changes. Please also observe the further product documentation!



787-1200 GAEB docx - Datei	Jun 12, 2019	docx 20.8 kB	Download
Instruction Leaflet			
Primär getaktete Stromversorgungen EPSITRON COMPACT Power DC 24 V, 0,5 A		pdf 2.1 MB	Download
Additional Information			
Disposal; Electrical and electronic equipment, Packaging	V 1.0.0	pdf 265.8 kB	Download

Handling Instructions

Product family

Compact
[Show all products from the family](#)

Subject to changes. Please also observe the further product documentation!