

# EPIC® H-B 6 Housings

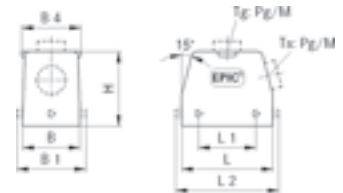
Housing style H-B. The industry standard.



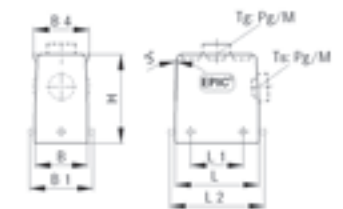
## H-B 6 TG

### Suitable inserts:

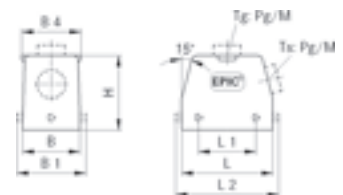
- EPIC® H-BE 6 Screw termination see page 443
- EPIC® H-DD 24 see page 440
- EPIC® H-EE 10 see page 449
- EPIC® MCR 6 see page 462
- EPIC® H-BE 6 Crimp termination see page 443
- EPIC® H-BE 6 Cage clamp see page 443



## H-B 6 TGH



## H-B 6 TS



Part number	Part	PG	M	ZW	L	I2	B	B4	H
<b>H-B housing: Hood (straight cable entry, bolts for single lever)</b>									
10011000	H-B 6 TG 13,5	13,5		yes	60	74,8	43	45	52
10021000	H-B 6 TG 16	16		yes	60	74,8	43	45	52
19011000	H-B 6 TG M20		20		60	74,8	43	45	52
19021000	H-B 6 TG M25		25		60	74,8	43	45	52
<b>H-B housing: Hood (straight cable entry, bolts for single lever, high version)</b>									
70020200	H-B 6 TGH 21	21		yes	60	74,8	43	45	72
70020400	H-B 6 TGH 29	29		yes	60	74,8	43	45	72
79020200	H-B 6 TGH M25		25		60	74,8	43	45	72
79020400	H-B 6 TGH M32		32		60	74,8	43	45	72
<b>H-B housing: Hood (side cable entry, bolts for single lever)</b>									
10012000	H-B 6 TS 13,5	13,5		yes	60	74,8	43		52
10022000	H-B 6 TS 16	16		yes	60	74,8	43		52
19012000	H-B 6 TS M20		20	yes	60	74,8	43		52
19022000	H-B 6 TS M25		25	yes	60	74,8	43		52

# EPIC® H-B 6 Housings

Housing style H-B. The industry standard.



## H-B 6 TSH

### Suitable inserts:

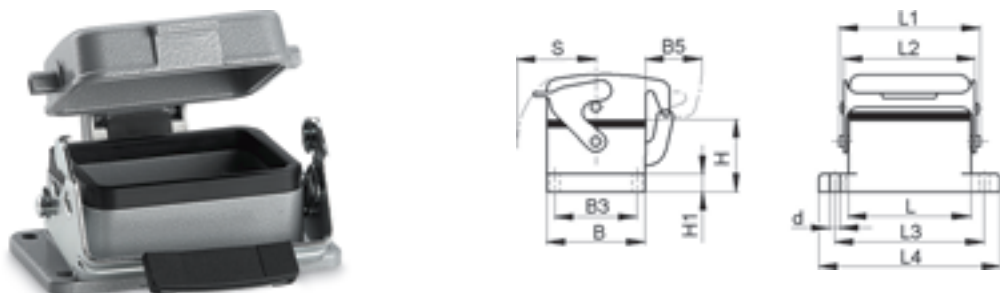
- EPIC® H-BE 6 Screw termination see page 443
- EPIC® H-DD 24 see page 440
- EPIC® H-EE 10 see page 449
- EPIC® MCR 6 see page 462
- EPIC® H-BE 6 Crimp termination see page 443
- EPIC® H-BE 6 Cage clamp see page 443



## H-B 6 AG-LB



## H-B 6 AD-LB



Part number	Part	PG	M	ZW	L	L1	I2	L3	L4	B	B3	B4	B5	H	H1	s	d
<b>H-B housing: Hood (side cable entry, bolts for single lever, high version)</b>																	
70022200	H-B 6 TSH 21	21		yes	60		74,8			43		45		72			
70022400	H-B 6 TSH 29	29		yes	60		74,8			43		45		72			
79022200	H-B 6 TSH M25		25		60		74,8			43		45		72			
79022400	H-B 6 TSH M32		32		60		74,8			43		45		72			
<b>H-B housing: Panel mount base (single lever)</b>																	
10003000	H-B 6 AG-LB				60	74,8	70	70	80	43	32		25	27,8	4	44	4,3
<b>H-B housing: Panel mount base (cover, single lever)</b>																	
10004000	H-B 6 AD-LB				60	74,8	70	70	80	43	32		25	27,8	4	44	4,3


The standard inserts with screw termination, crimp termination and cage clamp termination



## H-BE 6 screw termination

The characteristic qualities of the proven EPIC® H-BE series are their suitability for applications with high voltages and current as well as their high reliability.

Ranges of application:  
From machine building to control cabinet manufacturing, Light & Sound, polymer engineering




## Suitable housing:

EPIC® H-B 6 Housings see page 485

## H-BE 6 crimp termination

## Suitable housing:

EPIC® H-B 6 Housings see page 485




## Suitable contacts:

EPIC® H-BE 2,5 machined contacts see page 466

## H-BE 6 cage clamp

## Suitable housing:

EPIC® H-B 6 Housings see page 485



## Technical Data

Rated voltage  
IEC: 500 V  
UL: 600 V  
CSA: 600 V

Rated impulse Voltage  
6 kV

Rated current  
IEC: 16 A  
UL: 16 A  
CSA: 16 A

Pollution degree  
3

Contact resistance  
EPIC® H-BE 6 Screw termination  
< 2 mOhm  
EPIC® H-BE 6 Crimp termination  
< 2 mOhm  
EPIC® H-BE 6 Cage clamp  
1.5 - 4 mOhm

Contacts  
EPIC® H-BE 6 Screw termination  
Copper alloy, hard silver plated  
EPIC® H-BE 6 Crimp termination  
Copper alloy, hard silver / gold plated  
EPIC® H-BE 6 Cage clamp  
Copper alloy, hard silver plated

Numbers of contacts  
6 + PE

Termination methods  
EPIC® H-BE 6 Screw termination  
Screw termination: 0.5 - 2.5 mm<sup>2</sup>  
EPIC® H-BE 6 Crimp termination  
Crimp termination: 0.5 - 4.0 mm<sup>2</sup>  
EPIC® H-BE 6 Cage clamp  
Cage clamp termination: 0.5 - 2.5 mm<sup>2</sup>

Cycle of mechanical operation  
100

Range of temperature  
-40°C - +100°C, temporary up to +125°C

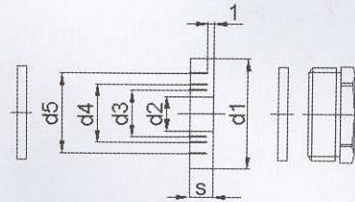
Part number	Part	Version	Type	Wire protection	Contacts	L	L1	A	B	B1
<b>H-BE 6 screw termination</b>										
10190000	H-BE 6 SS	male		yes	1 - 6	51	44	39		
10191000	H-BE 6 BS	female		yes	1 - 6	51	44	39		
10190100	H-BE 6 SS	male		-	1 - 6	51	44	39		
10191100	H-BE 6 BS	female		-	1 - 6	51	44	39		
<b>H-BE 6 crimp termination</b>										
10180000	H-BE 6 SCM	male	machined		1 - 6	51	44	39	33	18
10181000	H-BE 6 BCM	female	machined		1 - 6	51	44	39	34	18
<b>H-BE 6 cage clamp termination</b>										
10400000	H-BE 6 SF	male			1 - 6	49,8	44	39		
10401000	H-BE 6 BF	female			1 - 6	49,8	44	39		

VDE approval is not valid for applications using the cage clamp termination



# 5.1 EPIC® CERTOSA M & PG

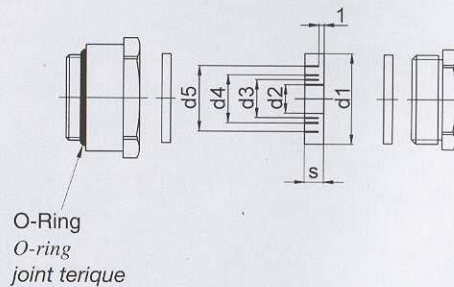

Kabelverschraubungen metrisch / Cable glands metric thread / Presse-étoupes pas métrique



## EPIC® SM-M

Artikel part article	Art.Nr. part No. N° art.	M metric thread pas métrique	d1	d2	Kabel Ø cable Ø câble Ø	d3	Kabel Ø cable Ø câble Ø	d4	Kabel Ø cable Ø câble Ø	d5	Kabel Ø cable Ø câble Ø	S	SW mm opening of the spanner ouverture de clef	VPE packing unit condition- nement
SM-M12	71200000	12	10	5	4-6							5	12	5
SM-M16	71200100	16	13,8	3	2-4	6	5-7	9	8-10			5,5	16	5
SM-M20	71200200	20	13,9	4	3-5	7	6-8	10	9-11	13	12-13,5	6	20	5
SM-M25	71200300	25	22,6	8,5	7,5-9,5	11,5	10,5-12,5	14,5	13,5-15,5	17,5	16,5-18,5	7,5	25	5
SM-M32	71200400	32	29,6	16	15-17	19	18-20	22	21-23	25	24-26	9,5	32	5
SM-M40	71200500	40	37,6	23	22-24	26	25-27	29	28-30	32	31-33	12	40	5
SM-M50	71200600	50	47,6	30	29-31	33	32-34	36	35-37	39	38-40	14	50	5

Material / material / matière: Metall, Messing vernickelt / metal, brass, nickel plated / métallique, laiton nickelage  
 Schutzart / protection class / degré de protection: IP 65 (EN60529)  
 Temperaturbereich / temperature range / gamme de température: -40 °C bis +80 °C



## EPIC® CM-M

Artikel part article	Art.Nr. part No. N° art.	M metric thread pas métrique	d1	d2	Kabel Ø cable Ø câble Ø	d3	Kabel Ø cable Ø câble Ø	d4	Kabel Ø cable Ø câble Ø	d5	Kabel Ø cable Ø câble Ø	S	SW mm opening of the spanner ouverture de clef	VPE packing unit condition- nement
CM-M12	71201000	12	10	5	4-6							5	15	5
CM-M16	71201100	16	13,8	3	2-4	6	5-7	9	8-10			5,5	19	5
CM-M20	71201200	20	13,9	4	3-5	7	6-8	10	9-11	13	12-13,5	6	23	5
CM-M25	71201300	25	22,6	8,5	7,5-9,5	11,5	10-12,5	14,5	13,5-15,5	17,5	16,5-18,5	7,5	28	5
CM-M32	71201400	32	29,6	16	15-17	19	18-20	22	21-23	25	24-26	9,5	36	5
CM-M40	71201500	40	37,6	23	22-24	26	25-27	29	28-30	32	31-33	12	46	5
CM-M50	71201600	50	47,6	30	29-31	33	32-34	36	35-37	39	38-40	14	55	5

Material / material / matière: Metall, Messing vernickelt / metal, brass, nickel plated / métallique, laiton nickelage  
 Schutzart / protection class / degré de protection: IP 65 (EN60529)  
 Temperaturbereich / temperature range / gamme de température: -40 °C bis +80 °C