


# PCB terminal block - SPTAF 1/ 8-3,5-EL-EX - 1071005

Please be informed that the data shown in this PDF Document is generated from our Online Catalog. Please find the complete data in the user's documentation. Our General Terms of Use for Downloads are valid (<http://phoenixcontact.com/download>)

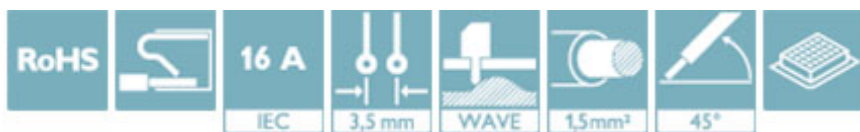
PCB terminal block, nominal current: 16 A, nominal cross section: 1.5 mm<sup>2</sup>, pitch: 3.5 mm, number of positions: 8, connection method: Push-in spring connection, mounting: Wave soldering, conductor/PCB connection direction: 45 °, color: green, Pin layout: Linear pinning, Solder pin [P]: 2.6 mm




The figure shows 10-pos. standard item (without EX marking)

## Your advantages

- Time saving push-in connection, tools not required
- Defined contact force ensures that contact remains stable over the long term
- Finger-operated release button for very convenient operation
- Small component size for applications where space is at a premium
- Satisfies the more stringent safety requirements of "Ex eb" protection according to IEC 60079-7 for potentially explosive areas
- Quick and convenient testing using integrated test option



## Key Commercial Data

Packing unit	50 pc
Minimum order quantity	50 pc
GTIN	 4 063151 100728
GTIN	4063151100728
Weight per Piece (excluding packing)	4.000 g
Custom tariff number	85369010
Note	Made to Order (non-returnable)

## Technical data

### Item properties

Brief article description	PCB terminal block
Range of articles	SPTAF 1/...-EL-EX
Pitch	3.5 mm
Number of positions	8
Connection method	Push-in spring connection

# PCB terminal block - SPTAF 1/ 8-3,5-EL-EX - 1071005

## Technical data

### Item properties

Mounting type	Wave soldering
Pin layout	Linear pinning
Number of levels	1

### Electrical parameters

Nominal current	16 A
Nom. voltage	44 V

### Connection capacity

Connection method	Push-in spring connection
Conductor cross section solid	0.2 mm <sup>2</sup> ... 1.5 mm <sup>2</sup> (When connecting and possibly adjusting a solid conductor of 1.5 mm <sup>2</sup> , the mechanical lateral forces, which can affect the terminal block, have to be absorbed by lateral support.)
Conductor cross section flexible	0.2 mm <sup>2</sup> ... 1.5 mm <sup>2</sup>
Conductor cross section AWG / kcmil	24 ... 16
Conductor cross section flexible, with ferrule without plastic sleeve	0.25 mm <sup>2</sup> ... 0.75 mm <sup>2</sup>
Conductor cross section, flexible, with ferrule, with plastic sleeve	0.25 mm <sup>2</sup> ... 0.75 mm <sup>2</sup>
Stripping length	8 mm

### Material data - contact

Note	WEEE/RoHS-compliant, free of whiskers according to IEC 60068-2-82/ JEDEC JESD 201
Contact material	Cu alloy
Surface characteristics	hot-dip tin-plated
Metal surface terminal point (top layer)	Tin (2 - 4 µm Sn)
Metal surface soldering area (top layer)	Tin (2 - 4 µm Sn)

### Material data - housing

Housing color	green (6021)
Insulating material	PA
Insulating material group	I
CTI according to IEC 60112	600
Flammability rating according to UL 94	V0

### Dimensions for the product

Length [ l ]	11 mm
Width [ w ]	29.5 mm
Height [ h ]	12.8 mm
Pitch	3.5 mm
Height (without solder pin)	10.2 mm
Solder pin [P]	2.6 mm
Pin dimensions	0.75 x 0.3 mm

### Dimensions for PCB design

Hole diameter	1.1 mm
---------------	--------

# PCB terminal block - SPTAF 1/ 8-3,5-EL-EX - 1071005

## Technical data

### Packaging information

Type of packaging	Tray
Pieces per package	50
Denomination packing units	Pcs.

### General product information

Type of note	Note on application
	Note on Ex protection
	Note on Ex protection
Note	Maximum permissible outer diameter of the wire insulation $\leq 3$ mm
	Certificate of conformity and EX certificate available upon request
	Further information is to be found in the installation notes.

### Ambient conditions

Ambient temperature (storage/transport)	-40 °C ... 70 °C
Ambient temperature (assembly)	-5 °C ... 100 °C
Ambient temperature (operation)	-40 °C ... 100 °C

### Termination and connection method

Test – repeated connection and release	IEC 60999-1:1999-11
	Test passed
Test for conductor damage and slackening	IEC 60999-1:1999-11
	Test passed

### Pull-out test

Pull-out test	IEC 60999-1:1999-11
	Test passed
Conductor cross section / conductor type / tensile force	0.2 mm <sup>2</sup> / solid / > 10 N
	0.25 mm <sup>2</sup> / flexible / > 10 N
	1.5 mm <sup>2</sup> / solid / > 40 N
	1.5 mm <sup>2</sup> / flexible / > 40 N

### Mechanical tests according to standard

Test specification	IEC 60947-7-4
--------------------	---------------

### Electrical tests

Rated current	16 A
Conductor cross section	1.5 mm <sup>2</sup>

### Air clearances and creepage distances

### Temperature-rise test

Result	Test passed
Specification	IEC 60947-7-4:2013-08

### Current carrying capacity / derating curves

Specification	IEC 60947-7-4
---------------	---------------

# PCB terminal block - SPTAF 1/ 8-3,5-EL-EX - 1071005

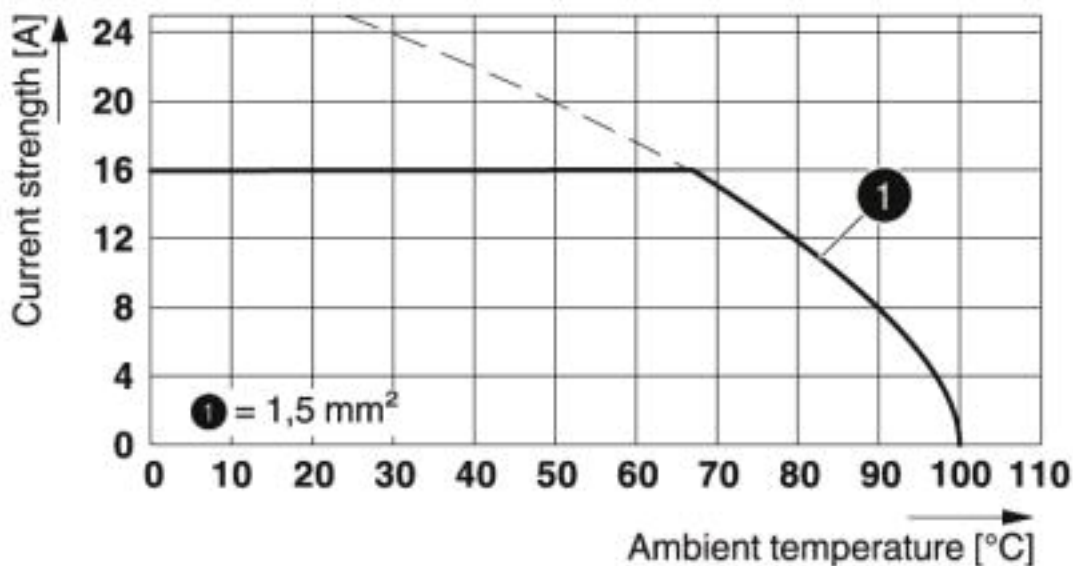
## Technical data

### Vibration test

Specification	IEC 60068-2-6:2007-12
Result	Test passed
Frequency	10 - 150 - 10 Hz
Sweep speed	1 octave/min
Amplitude	0.35 mm (10 - 60.1 Hz)
Test duration per axis	2.5 h

## Drawings

Diagram



Type: SPTAF 1/...-3,5-IL(EL)

## Classifications

eCl@ss

eCl@ss 10.0.1	27440401
eCl@ss 8.0	27440401
eCl@ss 9.0	27440401

ETIM

ETIM 5.0	EC002643
----------	----------

## Accessories

Accessories

Screwdriver tools

## PCB terminal block - SPTAF 1/ 8-3,5-EL-EX - 1071005

### Accessories

Screwdriver - SZF 0-0,4X2,5 - 1204504



Actuation tool, for ST terminal blocks, also suitable for use as a bladed screwdriver, size: 0.4 x 2.5 x 75 mm, 2-component grip, with non-slip grip

---

Phoenix Contact 2020 © - all rights reserved  
<http://www.phoenixcontact.com>