

Electrical

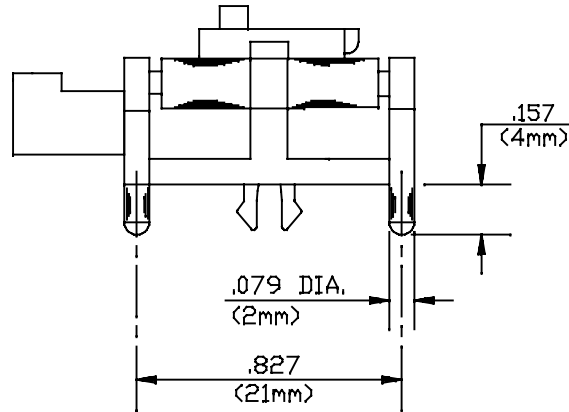
CONTACT TYPE	FORM A
CONTACT RATINGS, MAX.	10 WATTS
SWITCHING VOLTAGE, MAX.	200 Vdc
SWITCHING CURRENT, MAX.	0.5 AMPS
CARRY CURRENT, MAX.	0.8 AMPS
CONTACT RESISTANCE INCLUDING LEADS, MAX.	.200 Ω MAX.
BREAKDOWN VOLTAGE, MAX.	250 Vdc

Physical

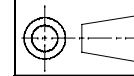
BASE: NYLON 6/6 W/15% GLASS FIBER (BLACK)
 ARM: NYLON 6/6 W/30% GLASS FIBER (BLACK)
 POTTING: BLACK EPOXY
 CONNECTOR: MOLEX SL EQUIVALENT
 MAGNET: CERAMIC 1

OPERATING PARAMETERS:

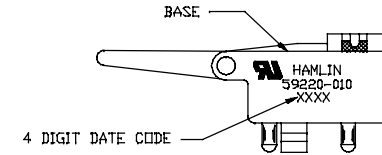
- 1.) SWITCH OPEN: GREATER THAN 2° ROTATION FROM REST POSITION
- 2.) SWITCH CLOSED: LESS THAN 15° ROTATION FROM REST POSITION



NOTES:
 ALL DIMENSIONS IN mm
 TOLERANCES: ±0,25 UNLESS OTHERWISE SPECIFIED
 SEE PAGE 2 FOR DRAWING DETAIL



Print Detail



© HAMLIN, Incorporated
 2002

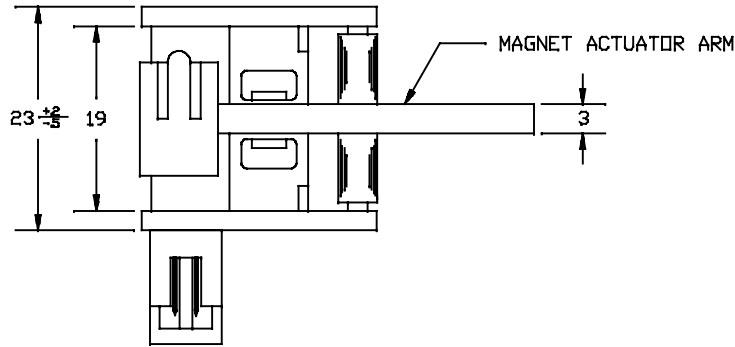
This design and print is copyright and is the property of HAMLIN, Inc. It must not be copied or permitted to be copied, nor may its contents be divulged to any third party without prior written permission from the company.

STANDARD 59220-010 SENSOR

H A M L I N, Inc.

DCR No. A6001

AC	REFORMAT	A7168	JC	5/29/98	JC	6/3/98	Dwn. JC	DATE 5/12/97	D10-59220-010
REV.	DESCRIPTION OF REVISION	DCR No.	BY	DATE	APP.	DATE	App'd JC	DATE 5/21/97	Page 1 of 2



MATERIAL BASE: NYLON 6/6 W/15% GLASS FIBRE (BLACK)
 ARM: NYLON 6/6 W/30% GLASS FIBRE (BLACK)
 CONNECTOR: 94V-0 POLYESTER W/30% GLASS FIBRE (BLACK)

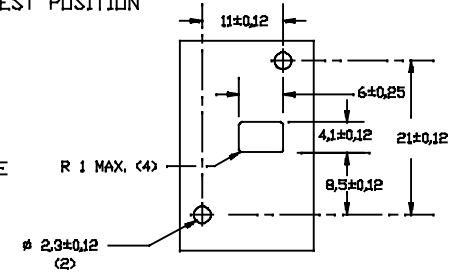
OPERATING PARAMETERS
 1.) OFF POINT: LESS THAN 15° ROTATION FROM REST POSITION
 2.) ON POINT: GREATER THAN 2° ROTATION FROM REST POSITION

CONTACT RATINGS
 CONTACT CAPACITY= 10 WATTS MAX.
 SWITCHING VOLTAGE= 200 Vdc MAX.
 SWITCHING CURRENT= .500 Adc MAX.
 CONTACT RESISTANCE= .200 OHM MAX.

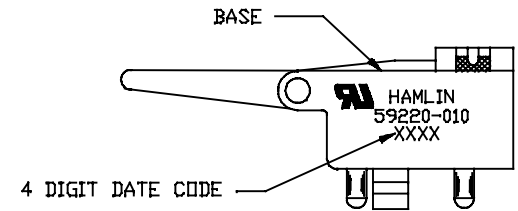
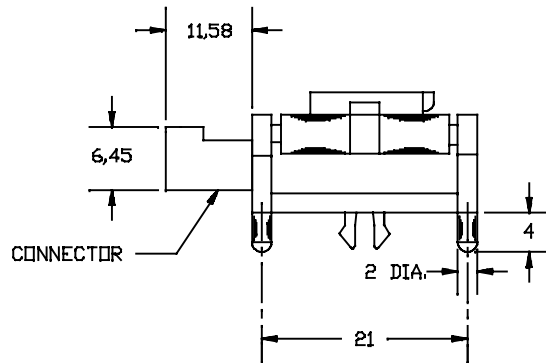
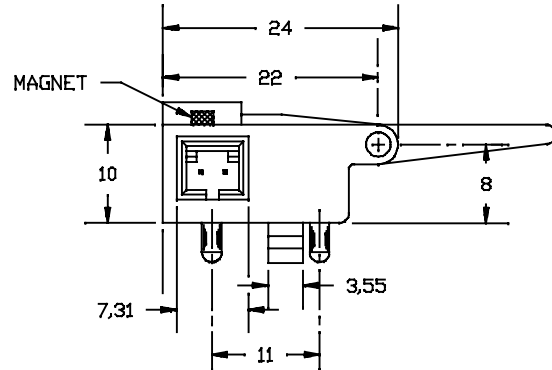
CONNECTOR PINS .025 IN², GOLD PLATED PHOSPHOR BRONZE

ALL DIMENSIONS IN mm

TOLERANCES: ±0,25 UNLESS OTHERWISE SPECIFIED



MATERIAL TO BE 1,6±0,21 THICK
 SWITCH MOUNTING HOLE PATTERN



STANDARD 59220-010 SENSOR

H A M L I N, Inc.

DCR No. A6001

AC	REFORMAT	A7168	JC	5/29/98	JC	6/3/98	Dwn. JC	DATE 5/12/97	D10-59220-010
REV.	DESCRIPTION OF REVISION	DCR No.	BY	DATE	APP.	DATE	App'd JC	DATE 5/21/97	Page 2 of 2