

No. of Pins	P/N	Dim. A	Dim B.
02	M40-301 02 46	1.00	4.30
03	M40-301 03 46	2.00	5.30
04	M40-301 04 46	3.00	6.30
05	M40-301 05 46	4.00	7.30
06	M40-301 06 46	5.00	8.30
07	M40-301 07 46	6.00	9.30
08	M40-301 08 46	7.00	10.30
09	M40-301 09 46	8.00	11.30
10	M40-301 10 46	9.00	12.30
11	M40-301 11 46	10.00	13.30
12	M40-301 12 46	11.00	14.30
13	M40-301 13 46	12.00	15.30
14	M40-301 14 46	13.00	16.30
15	M40-301 15 46	14.00	17.30

SPECIFICATIONS:

MATERIAL:-

HOUSING: HIGH TEMPERATURE THERMOPLASTIC  
UL 94V-0

PIN: HIGH STRENGTH PHOSPHOR BRONZE  
TAB: HIGH STRENGTH COPPER ALLOYS

FINISH:-

PIN: BASE PLATED NICKEL  
CONTACT POINT: SN (MATT) OVER NICKEL  
SOLDER TAIL: SN OVER NICKEL  
TAB: BASE PLATED NICKEL,

ELECTRICAL:-

CURRENT RATING: 1.0 A FOR AWG#28  
WORKING VOLTAGE: AC/DC 50V  
DIELECTRIC WITHSTAND VOLTAGE: 500 V AC RMS FOR 1 MINUTE  
CONTACT RESISTANCE: 20 mΩ MAX.  
INSULATION RESISTANCE: 100 MΩ MIN.

ENVIRONMENT:-

TEMPERATURE RANGE: -25°C TO +85°C

NOTES: ALL DIMENSIONS AND NOTES

MARKED \* ARE CRITICAL AND  
MUST BE CHECKED IN ACCORDANCE  
QUALITY DOC. Q1-02A

Allan	1	01.08.06	-
NAME	ISS.	DATE	C/NOTE

APPROVED: *[Signature]*  
CHECKED:  
DRAWN: Allan

ORDER CODE <b>M40-301 XX 46R</b>	CUSTOMER REF.:
NO. OF WAYS	ASSEMBLY DRG:

TOLERANCES	
DIMENSIONS	ANGLES
X.X = ±0.38mm	X = ±5°
X.XX = ±0.25mm	X.X = ±3°

\* FOR NON TAPE AND REEL PACKAGING,  
PLS EXCLUDE 'R' FROM END OF CODE

**HARWIN**

HARWIN USA  
TEL: 603 893 5376  
FAX: 603 893 5396  
mis@harwin.com

HARWIN Europe (UK)  
TEL: 023 9231 4545  
FAX: 023 9231 4590  
mis@harwin.co.uk

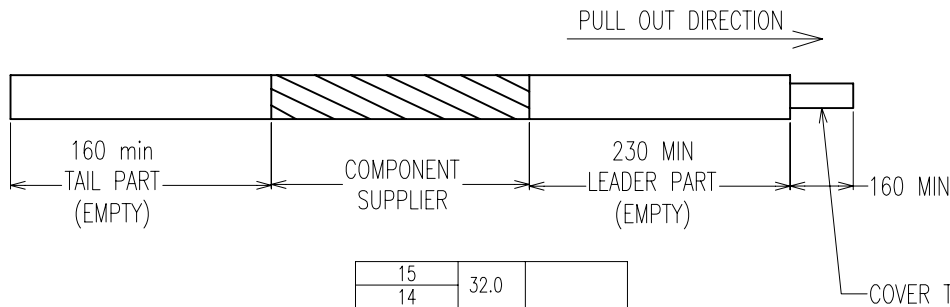
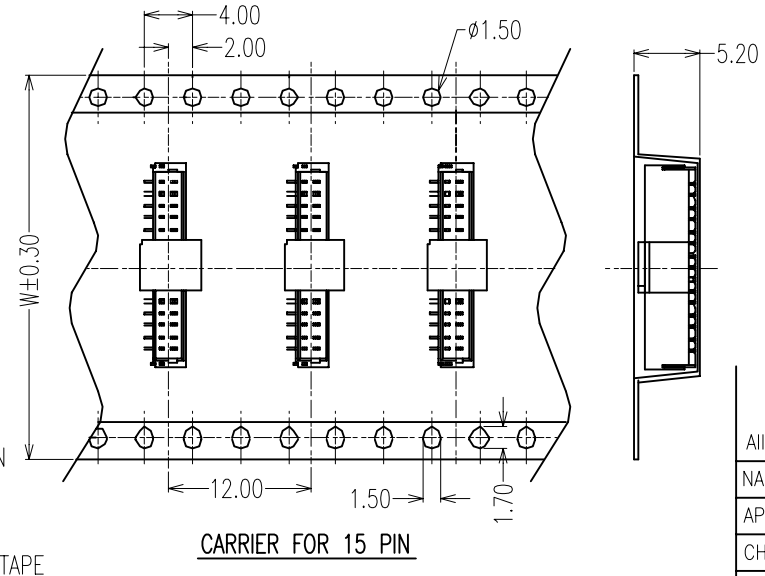
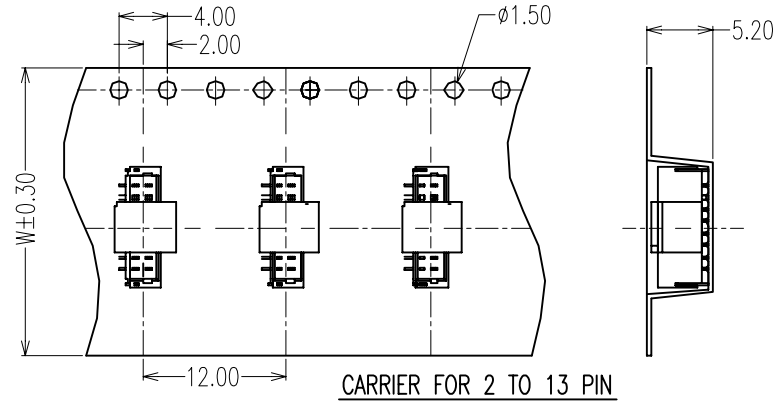
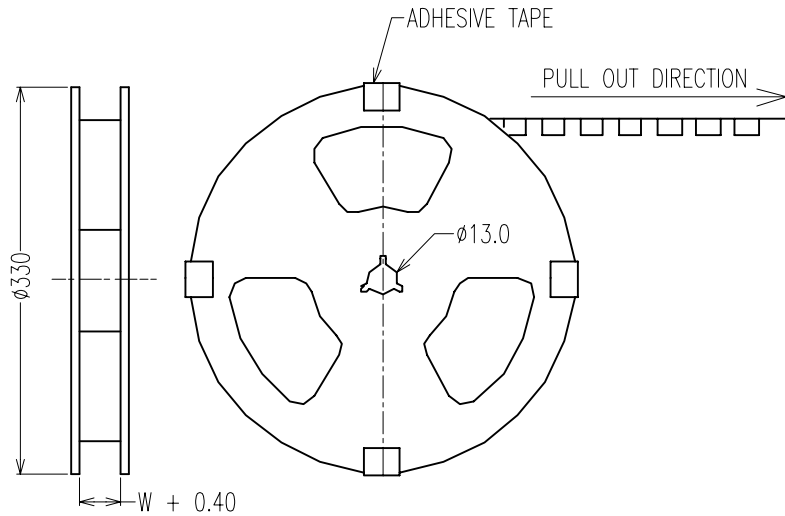
HARWIN Asia  
TEL: +65 6 779 4909  
FAX: +65 6 779 3868  
mis@harwin.com.sg

THIS DRAWING AND ANY  
INFORMATION OR DESCRIPTIVE  
MATTER SET OUT HEREON ARE  
CONFIDENTIAL AND COPYRIGHT  
PROPERTY OF THE HARWIN  
GROUP AND MUST NOT BE  
DISCLOSED, LOANED, COPIED  
OR USED FOR MANUFACTURING,  
TENDERING OR FOR ANY  
OTHER PURPOSE WITHOUT  
THEIR WRITTEN PERMISSION.

TOLERANCES  
X = ±1mm  
X.X = ±0.25mm  
X.XX = ±0.10mm  
X.XXX = ±0.01mm  
ANGLES = ±5°  
UNLESS STATED

MATERIAL: SEE NOTES  
FINISH: SEE NOTES  
S/AREA: mm<sup>2</sup>

TITLE:  
HEADER 1.00mm TOP ENTRY SMT TYPE  
DRAWING NUMBER:  
**M40-301 XX 46R**  
SHT 1 OF 2



Allan	1	01.08.06	-
NAME	ISS.	DATE	C/NOTE
APPROVED: <i>[Signature]</i>			
CHECKED: <i>[Signature]</i>			
DRAWN: Allan			
ORDER CODE			CUSTOMER REF.:
M40-301 XX 46R			
NO. OF WAYS			ASSEMBLY DRG:

15	32.0	1000/REEL
14		
13	24.0	
1		
5		
4	16.0	
3		
2	12.0	
NO. OF PIN	DIM W	PACKING

TOLERANCES	
DIMENSIONS	ANGLES
X.X = ±0.38mm	X = ±5°
X.XX = ±0.25mm	X.X = ±3°

\* FOR NON TAPE AND REEL PACKAGING, PLS EXCLUDE 'R' FROM END OF CODE

ORDER CODE  
M40-301 XX 46R  
NO. OF WAYS

**HARWIN**

THIS DRAWING AND ANY INFORMATION OR DESCRIPTIVE MATTER SET OUT HEREON ARE CONFIDENTIAL AND COPYRIGHT PROPERTY OF THE HARWIN GROUP AND MUST NOT BE DISCLOSED, LOANED, COPIED OR USED FOR MANUFACTURING, TENDERING OR FOR ANY OTHER PURPOSE WITHOUT THEIR WRITTEN PERMISSION.

TOLERANCES  
X = ±1mm  
X.X = ±0.25mm  
X.XX = ±0.10mm  
X.XXX = ±0.01mm  
ANGLES = ±5°  
UNLESS STATED

MATERIAL: SEE NOTES  
FINISH: SEE NOTES  
S/AREA: mm<sup>2</sup>

TITLE: HEADER 1.00mm TOP ENTRY SMT TYPE  
DRAWING NUMBER: M40-301 XX 46R  
SHT 2 OF 2

HARWIN USA  
TEL: 603 893 5376  
FAX: 603 893 5396  
mis@harwin.com

HARWIN Europe (UK)  
TEL: 023 9231 4545  
FAX: 023 9231 4590  
mis@harwin.co.uk

HARWIN Asia  
TEL: +65 6 779 4909  
FAX: +65 6 779 3868  
mis@harwin.com.sg