




OVR PV 40-600 P TS 2CTB803953R5400

18/06/2015




Type	T2
	I _{max} : 40 kA
	U _p : 1,4 kV
System	PV : 600 V d.c
	IEC 61643-11 / EN 50539-11

Type 2 PV SPD's have characteristics of type 2, they are capable of discharging indirect lightning strikes causing induced or conducted overvoltages generally from earth to the Panel they have a low residual voltage (U_p), which is compatible with the withstand voltage of the Panel and the PV Inverter. Higher is the I_{max}, more powerful they are. They are installed inside the string/combiner boxes but also inside the PV Inverter.

If the announced residual voltage (U_p) is not compatible with the withstand voltage of the equipment to protect or if the cable length to the equipment is longer than 10m, another level of coordination with another OVR PV T2 will be needed.

- Din rail mounting
- No back up protection required up to 300 A
- Pro M compact design
- High performance
- 2 MOV varistors (L+/L-) and spark gap (L+/G; L-/G)
- Special "High d.c voltage" design



Key characteristics			
Protection mode	L-L/L-PE		
Number of protected lines	2		
Test class	II		
Integrated thermal disconnecter	Yes		
End of life indicator	Yes		
Safety reserve	No		
Electrical characteristics			
Nominal discharge current	I _n (8/20)	kA	20
Maximal discharge current	I _{max} (8/20)	kA	40
Impulse current	I _{imp} (10/350)	kA	2
Maximal continuous operating voltage	U _{CPV} (L-L)	V	670
Maximal continuous operating voltage according to 	MCOV	V	670
Voltage protection level at I _n	U _p (L-PE)	kV	1,4
Voltage protection level at I _n	U _p (L-L)	kV	2,8
Voltage protection rating according to 	VPR (L+/G, L-/G, L+/L-)	kV	1,4 / 1,4 / 2,8
Short circuit current	I _{SCPV}	kA	0,3
Short circuit withstand according to 	I _{SCCR}	kA	-
Ground residual current	I _{FE}	µA	< 10
Required thermal/back up protection			
Curve B or C Circuit breaker	A	-	-
gG - gL fuse	A	-	-
Comments	* SPD autoprotected up to I _{SCPV} up to 0.3 kA		
Mechanical characteristics			
Dimensions	H x W x D	mm	95 x 53.4 x 58
Wire range : Solid wire		mm ²	2.5...25
Wire range : Stranded wire		mm ²	2.5...16
Stripping length		mm	12.5
Packing quantities		piece	Per 1
Miscellaneous characteristics			
Maximal altitude	m / f		2 000 / 6 562
Weight	g / p		360 / 0.75
Response time	ns		< 25
Fire resistance according to UL 94			V-0
Replacement cartridges			-
Phase / Product ID	OVR PV 40-600 C		2CTB803950R0000

CHARACTERISTICS

