



Fuse Holders: RED SPOT

BS 88-1 and 2:1988
IEC 269-1 and 2

 Total safety

 Complete

 High quality

 Great design

Applications



Approvals

ASTA Certified 

Application Notes

Protection of personnel

RED SPOT Fuse Holders are fully shrouded for personnel safety and complete compliance with the direct contact electric shock requirements of the IEE Wiring Regulations (BS 7671:1992).

Cable protection

Patented non-twist cable clamping screw of large diameter prevents damage occurring to cable cores during tightening. Front connected units comply with Powergen and National Power requirements for Category of Duty II, back connected configurations are approved for Categories of Duty I and II.

Protection against inadvertent contact

Insulated sleeves are fitted to front connected fuse bases to provide increased protection at the cable entry point.

Associated Fusegear Equipment

- RED SPOT Fusebanks
- RED SPOT Fuseboards

Associated Fuse Links

- RED SPOT Standard
- RED SPOT 400 Series
- Contact the sales office for catalogues

Technical Data

Current Rating	(A) 20-400
Voltage Rating ac	(V) 660*
Voltage Rating dc	(V) 460*
Breaking Capacity ac	(kA) 80
Breaking Capacity dc	(kA) 40
Max Operating Ambient Temperature	(°C) 40
Cable Connector Size	(mm ²) 10-240

* when fitted with RED SPOT Standard Fuse Links

Performance

ASTA type test certified to BS 88: Parts 1 and 2 suitable for use on applications up to 660Vac and 460Vdc.

Features

Fully shrouded for personal safety

Separate base contact insulating shrouds ensure that no 'live' metal is dangerously exposed when the fuse carrier is removed – this enables an out-going circuit to be cabled with complete safety to personnel and with continuity of supply to other circuits.



Protection against vibration

Anti-vibration features protect against the inadvertent release of the carrier due to vibration, the 400 Amp size is enhanced with an automatic safety catch which locks on insertion of the carrier.

Most comprehensive range

- 20, 32, 63, 100, 200 and 400 Amp ratings
- front, back stud and half front/back stud connection variants
- 20 Amp flush mounted (back connected) version
- standard black finish, available colours include white, green and grey.



High resistance material

RED SPOT Fuse Holders are manufactured from tough phenolic, flame retardant, non-hygroscopic mouldings.



Time proven contact system

Mouldings designed to ensure perfect alignment of the carrier contacts with the base terminal/contact block, steel stirrups provide mechanical guidance whilst inserting the carrier into the base.




Provides optimum performance, quality and reliability.

RED SPOT – 20 Amp



Front connected

Part number	Code	Colour	Maximum cable size	Fuse Link accommodated
RS20H	402159	Black	10mm ²	NIT / GNIT
RS20HWH	402162	White	10mm ²	NIT / GNIT
RS20HGN	402160	Green	10mm ²	NIT / GNIT
RS20HGY	402161	Grey	10mm ²	NIT / GNIT



Back stud connected

RS20P/G	402165	Black	10mm ²	NIT / GNIT
RS20P/GWH	402168	White	10mm ²	NIT / GNIT
RS20P/GGN	402166	Green	10mm ²	NIT / GNIT
RS20P/GGY	402167	Grey	10mm ²	NIT / GNIT



Front / Back stud connected
Back stud connected flush mounted

RS20PH/G	402169	Black	10mm ²	NIT / GNIT
RS20F	402155	Black	10mm ²	NIT / GNIT
RS20FWH	402158	White	10mm ²	NIT / GNIT
RS20FGN	402156	Green	10mm ²	NIT / GNIT
RS20FGY	402157	Grey	10mm ²	NIT / GNIT

RED SPOT – 32 Amp




Front connected

Part number	Code	Colour	Maximum cable size	Fuse Link accommodated
RS32H	402173	Black	16mm ²	TIA / GTIA
RS32HWH	402175	White	16mm ²	TIA / GTIA
RS32HGN	402174	Green	16mm ²	TIA / GTIA



Back stud connected

RS32P	402178	Black	16mm ²	TIA / GTIA
RS32PWH	402180	White	16mm ²	TIA / GTIA
RS32PGN	402179	Green	16mm ²	TIA / GTIA






Front / Back stud connected

RS32PH	402181	Black	16mm ²	TIA / GTIA
--------	--------	-------	-------------------	------------



RED SPOT – 63 Amp

	Part number	Code	Colour	Maximum cable size	Fuse Link accommodated
 <p>Front connected</p>	RS63H	402190	Black	50mm ²	TIS / GTIS
	RS63HWH	402191	White	50mm ²	TIS / GTIS
 <p>Back stud connected</p>	RS63P	402194	Black	50mm ²	TIS / GTIS
	RS63PWH	402195	White	50mm ²	TIS / GTIS
 <p>Front / Back stud connected</p>	RS63PH	402196	Black	50mm ²	TIS / GTIS
	RS63PHWH	402197	White	50mm ²	TIS / GTIS

A

RED SPOT – 100 Amp

	Part number	Code	Colour	Maximum cable size	Fuse Link accommodation
 <p>Front connected</p>	RS100H	402139	Black	70mm ²	TCP / GTCP
	RS100HWH	402140	White	70mm ²	TCP / GTCP
 <p>Back stud connected</p>	RS100P	402143	Black	70mm ²	TCP / GTCP
	RS100PWH	402144	White	70mm ²	TCP / GTCP
 <p>Front / Back stud connected</p>	RS100PH	402145	Black	70mm ²	TCP / GTCP

RED SPOT – 200 Amp



Front connected

Part number	Code	Colour	Maximum cable size	Fuse Link accommodation
RS200H	402148	Black	120mm ²	TF / GTF
RS200HWH	402149	White	120mm ²	TF / GTF



Back stud connected

RS200P	402151	Black	120mm ²	TF / GTF
RS200PWH	402152	White	120mm ²	TF / GTF



Front / Back stud connected

RS200PH	402153	Black	120mm ²	TF / GTF
---------	--------	-------	--------------------	----------

RED SPOT – 400 Amp



Front connected

Part number	Code	Colour	Maximum cable size	Fuse Link accommodation
RS400H	402184	Black	240mm ²	TM / GTM



Back stud connected

RS400P	402187	Black	240mm ²	TM / GTM
--------	--------	-------	--------------------	----------



Front / Back stud connected

RS400PH	402188	Black	240mm ²	TM / GTM
---------	--------	-------	--------------------	----------

Accessories – RED SPOT Copper Links



Part number	Code	Current rating	For use in
P110151-10	402129	20 Amp	RS20
P110152-10	402130	32 Amp	RS32
P110153-10	402131	63 Amp	RS63
P110154-10	402132	100 Amp	RS100
P110155-10	402133	200 Amp	RS200
P110156-10	402134	400 Amp	RS400

Accessories – RED SPOT Padlockable Inserts



Part number	Code	For use in	Suitable padlocks (not supplied)
RS20LOCK	402164	RS20	YALE (P72) and SQUIRE (LP6, LN1 or No 20)
RS32LOCK	402177	RS32	
RS63LOCK	402193	RS63	
RS100LOCK	402142	RS100	

Accessories – RED SPOT Red Warning Carriers



Part number	Code	For use in
RS20RED	402170	RS20
RS32RED	402182	RS32
RS63RED	402198	RS63
RS100RED	402146	RS100

Accessories – RED SPOT Fuse Link Adaptor Kits



Part number	Code	For use with Fuse Link type	For use in
P5372/10	402135	TIA / GTIA / TIS / GTIS	RS100
TCA2	402222	TBC / TC / TF / GTF	RS400

Note : One adaptor kit required per Fuse Link

Accessories – RED SPOT Adaptor Kits for 'GS' Fuse Links



Part number	Code	For use with Fuse Link type	For use in
GRS32/A	402108	GSA 5 - 20	RS32
GRS63/A	402109	GSA 25 - 50	RS63
GRS100/B	402107	GSB 5 - 20	RS100
GRS100/A-B	402106	GSA 75	RS100
		GSB 25 - 50	
		GSGB 16 - 45	

Note : One adaptor kit required per Fuse Link

Fuse Link Selection

HRC Fuse Links Accommodated – Selection Chart

Fuse Holder Rating	RED SPOT Standard HRC Fuse Links rated up to 660 Volt ac	RED SPOT 400 Series HRC Fuse Links rated up to 440 Volt ac	Extended range of RED SPOT Standard for motor circuit protection		
Amp	Part number	Part number	Part number	Current rating Amp	Rating for Motor Starting Amp
20	NIT 2 – 20	GNIT 2 – 20	NIT20M25	20	25
			NIT20M32	20	32
32	TIA 2 – 32	GTIA 2 – 32	TIA32M35	32	35
			TIA32M40	32	40
			TIA32M50	32	50
			TIA32M63	32	63
63	TIS 35 – 63	GTIS 35 – 63	TIS63M80	63	80
	TIA 2 – 32	GTIA 2 – 32	TIS63M100	63	100
100	TCP 32 – 100	GTCP 35 – 100	TCP100M125	100	125
	TIS 35 – 63 *	GTIS 35 – 63 *	TCP100M160	100	160
	TIA 2 – 32 *	GTIA 2 – 32 *	TCP100M200	100	200
200	TF 125 – 200	GTF 125 – 200	TF200M250	200	250
	TC 80 & 100		TF200M315	200	315
	TBC 2 – 63				
400	TM 355 – 400	GTM 355 – 400	TM400M450	400	450
	TKM 250 & 315	GTKM 250 & 315			
	TF 125 – 200 •	GTF 125 – 200 •			
	TC 80 & 100 •				
	TBC 2 – 63 •				

- * adaptor kit required Part number P5372/10
- adaptor kit required Part number TCA2

