



## 197 Series High Frequency Reactors

### 197B20

**Features:**

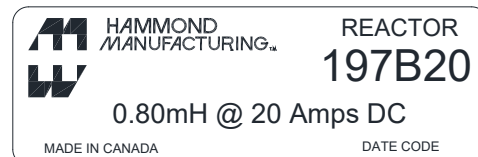
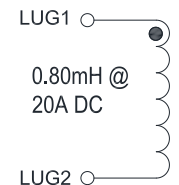
- High permeability core ideal for applications <50Khz
- High self-resonant frequency values
- Rugged construction with aluminum base and stainless steel band
- Open-style terminal for maximum versatility
- Weight: 6.0 lbs.



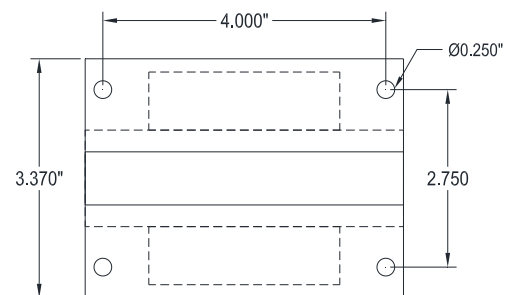
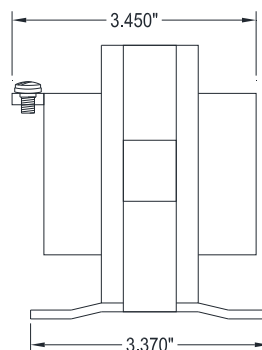
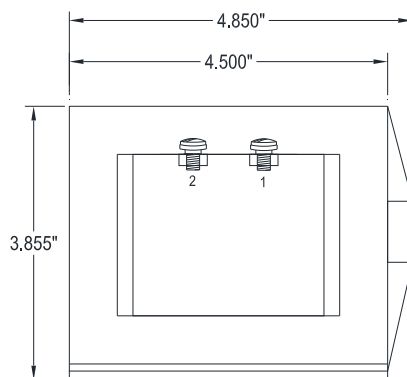
#### ELECTRICAL SPECIFICATIONS

Characteristic	Typical
Inductance with bias	0.80mH ±15% @ 20ADC
Operating Frequency	60Hz – 10KHz
Self-Resonant Frequency	333.0 KHz
Impedance @ SRF	12.37K Ohms
Ripple Current	20% peak-to-peak
DCR	23mΩ ±15% @20°C
Dielectric Strength	2500V RMS
Temperature Range	-40 To 105°C
Core material	Carbonyl Iron Powder

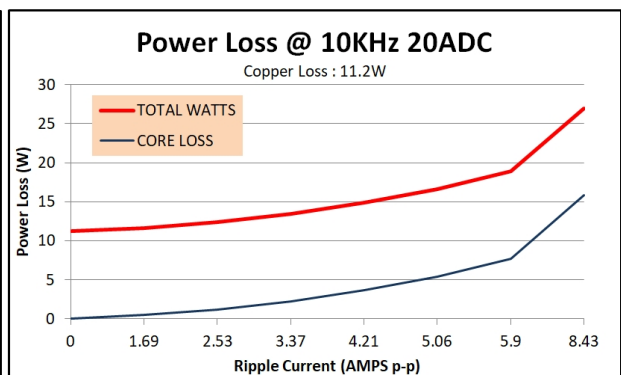
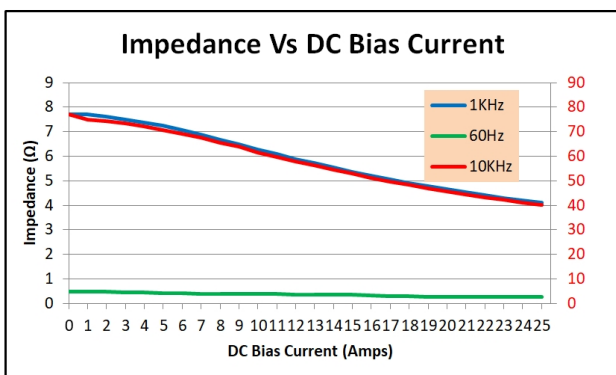
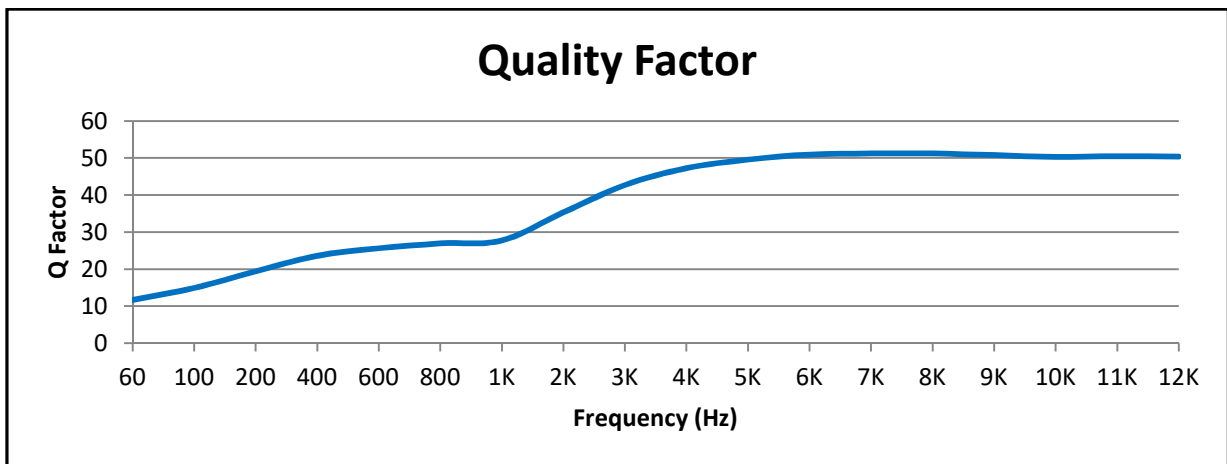
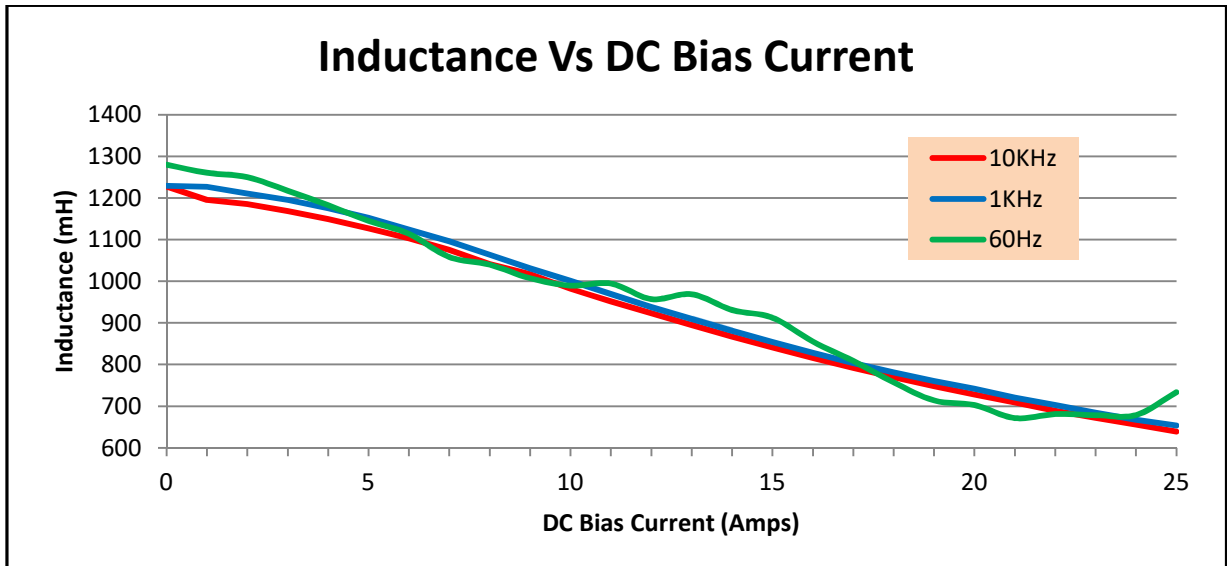
#### SCHEMATIC



#### DIMENSIONAL DETAILS:



**PERFORMANCE GRAPHS:**



MEASUREMENT INSTRUMENTS	TEST & DIMENSIONAL CONDITIONS
<ul style="list-style-type: none"> <li>▪ Voltech DC1000A Precision DC Bias Current Source</li> <li>▪ Wayne Kerr 3255B with a 3265B Inductance Analyzer</li> <li>▪ Agilent E4980A Precision LCR Meter</li> <li>▪ HP 4192A LF Impedance Analyzer</li> <li>▪ Keithley 2010 DVM</li> </ul>	<ol style="list-style-type: none"> <li>1. Performance graphs @1.0 volt AC drive.</li> <li>2. Power loss computation from core manufacturer's data.</li> <li>3. The results are typical and are subject to normal manufacturing and electrical tolerances.</li> <li>4. Dimensional tolerance ±0.063".</li> </ol>