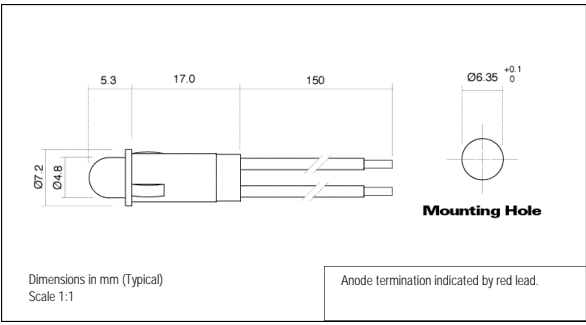



PANEL INDICATOR LEDs - Ø 6.35mm Mounting



- Snap-In
- Bi-colour options available
- Low current versions available
- Sealed to IP40
- Supplied with 150mm flying leads as standard



352 SERIES

MLQ = 20




Ordering Information & Typical Technical Characteristics (Ta = 25°C)

Mean Time Between Failure = 90,000 Hours. Luminous intensity figures refer to the unmodified discrete LED.

PART NUMBER	COLOUR	LENS	VOLTAGE DC Vopr	CURRENT DC Iopr	LUMINOUS INTENSITY Iv@20mA	WAVE LENGTH p	VIEWING ANGLE	OPERATING TEMP Topr	STORAGE TEMP Tstg
<b>STANDARD INTENSITY</b>									
352-505-04	Red	Coloured Diffused	2.0*	20	15	625	Wide	0 ~ +85	0 ~ +85
352-511-04	Yellow		2.1*	20	20	590			
352-514-04	Green		2.2*	20	20	565			
352-535-04†	Red/Green		2.0/2.2*	20	50/50	625/565			
352-581-20	Red		5	10	40@10mA	625			
352-582-20	Yellow		5	10	25@10mA	590			
352-583-20	Green		5	10	25@10mA	565			
<b>HIGH INTENSITY</b>									
352-501-04	Red	Water Clear	1.9*	20	2750	660	Narrow	0 ~ +85	0 ~ +85
352-521-04	Yellow		2.0*	20	4500	590			
352-532-04	Green		3.4*	20	6000	525			
352-930-04	Blue		3.4*	20	2000	470			
352-997-04	White		3.4*	20	3000	•			
<b>UNITS</b>			<b>Vdc</b>	<b>mA</b>	<b>mcd</b>	<b>nm</b>		<b>°C</b>	<b>°C</b>

\* = Voltage DC for 20mA product is Vf@20mA, not Vopr  
 • = Typical emission colour: x=0.31, y=0.32. Colour temperature 8000K. Intensities (Iv) and colour shades of white (x,y co-ordinates) may vary between LEDs within a batch.  
 † = Please note that this is a 3 leaded device and can be used as a tri-colour. Refer to page 53 for more details



Making Light Work For You! Making Light Work For You! Making Light Work For You! Making Light Work For You! Making Light Work For You!

CUSTOM DESIGN SERVICE