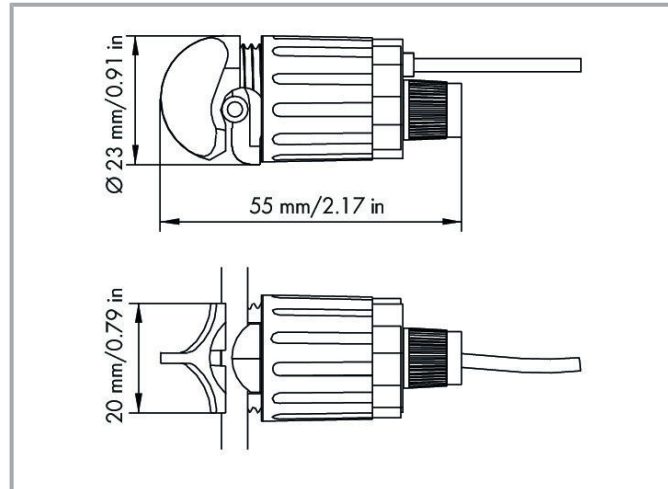


## Data sheet | Item number: 855-8001

Power tap; with fuse; 2,5 mm<sup>2</sup> (12 AWG) - 6 mm<sup>2</sup> (10 AWG); Phase

[www.wago.com/855-8001](http://www.wago.com/855-8001)



### Item description

#### Short description:

These voltage taps (855 Series) easily and safely tap the measurement voltage.

This allows a fuse-protected measurement voltage to be tapped from an insulated conductor with just one turn – no tools required.

#### Features:

- Safely tap the measurement voltage with just one turn
- Tool-free assembly
- Secure mounting

—  
Subject to changes. Please also observe the further product documentation!

WAGO Kontakttechnik GmbH & Co. KG  
Hansastr. 27  
32423 Minden  
Phone: +49571 887-0 | Fax: +49571 887-169  
Email: [info.de@wago.com](mailto:info.de@wago.com) | Web: [www.wago.com](http://www.wago.com)

Do you have any questions about our products?  
We are always happy to take your call at +49 (571) 887-44222.



- Voltage taps (855-8001 and 855-8003) include a (5 x 25) mm 2 A fuse
- For insulated conductors up to 16 mm<sup>2</sup> (6 AWG)
- Cable length: 3 m

**Note:**

Spare fuse: WAGO 855-8020

**Data**

**Technical data**

**Output – voltage tap**

Rated voltage	AC 400 V
Continuous current (max.)	2 A
Voltage drop at output (max.)	≤ AC 0.5 V
Fuse (voltage path)	2 A; 450 V; F; 70 kA; 5 x 25 mm (WAGO 855-8020)

**Safety and protection**

Rated surge voltage	6 kV
Overvoltage category	III
Pollution degree	2
Protection type	IP20

**Test voltage**

Test voltage	AC 3 kV; 50 Hz; 1 min
--------------	-----------------------

**Connection data**

Connection technology	IDC
Solid conductor	2.5 ... 6 mm <sup>2</sup> / 14 ... 10 AWG
Fine-stranded conductor	2.5 ... 6 mm <sup>2</sup> / 14 ... 10 AWG
Feedthrough for measurement conductor	Ø 3 ... 5 mm
Cable type	Secondary side: 1 x 1.0 mm <sup>2</sup> ; flexible; with ferrule

**Physical data**

Width	23 mm / 0.906 inch
Height	59 mm / 2.323 inch
Depth	23 mm / 0.906 inch

Subject to changes. Please also observe the further product documentation!

WAGO Kontakttechnik GmbH & Co. KG  
Hansastr. 27  
32423 Minden  
Phone: +49571 887-0 | Fax: +49571 887-169  
Email: [info.de@wago.com](mailto:info.de@wago.com) | Web: [www.wago.com](http://www.wago.com)

Do you have any questions about our products?  
We are always happy to take your call at +49 (571) 887-44222.

Cable length	3 m
--------------	-----

### Mechanical data

Mounting type	Insulation displacement connection (IDC)
Mounting type	Mounting on insulated round cable
Usability	Can be reused several times (max. 24 times)

### Material data

Flammability class per UL94	V2
Housing material	PA 66
Weight	25.9 g

### Environmental requirements

Pollution degree	2
Surrounding air temperature (operation)	-5 ... 55 °C
Surrounding air temperature (storage)	-20 ... 70 °C
Relative humidity	5 ... 85 % (without condensation)
Operating altitude (max.)	2000 m

### Standards and specifications



Conformity marking	CE
Standards/Specifications	EN 60947-7-1

### Commercial data










Packaging type	box
Country of origin	NL
GTIN	4055143371780
Customs tariff number	85366990990

### Optional accessories

#### General accessories

	<b>Item no.: 2007-8873</b> Compact terminal block; for current and voltage transformers; 6,00 mm <sup>2</sup> ; multicoloured	<a href="http://www.wago.com/2007-8873">www.wago.com/2007-8873</a>
	<b>Item no.: 2007-8874</b> Compact terminal block; for current and voltage transformers; 6,00 mm <sup>2</sup> ; multicoloured	<a href="http://www.wago.com/2007-8874">www.wago.com/2007-8874</a>
	<b>Item no.: 2007-8875</b>	

Subject to changes. Please also observe the further product documentation!

	Compact terminal block; for current transformer circuit; 6,00 mm <sup>2</sup> ; multicoloured	<a href="http://www.wago.com/2007-8875">www.wago.com/2007-8875</a>
	<b>Item no.: 2007-8876</b> Compact terminal block; for 3-phase current transformer circuit; 6,00 mm <sup>2</sup> ; multicoloured	<a href="http://www.wago.com/2007-8876">www.wago.com/2007-8876</a>
	<b>Item no.: 2007-8877</b> Compact terminal block; for current transformer circuit; 6,00 mm <sup>2</sup> ; multicoloured	<a href="http://www.wago.com/2007-8877">www.wago.com/2007-8877</a>
	<b>Item no.: 2857-570/024-000</b> 3-Phase Power Measurement Module; 3x400/690 V/RC; Modbus RTU; Digital output; Configuration via software; Supply voltage: 24 VDC	<a href="http://www.wago.com/2857-570/024-000">www.wago.com/2857-570/024-000</a>
	<b>Item no.: 2857-570/024-001</b> 3-Phase Power Measurement Module; 3x400/690 V/1 A; Modbus RTU; Digital output; Configuration via software; Supply voltage: 24 VDC	<a href="http://www.wago.com/2857-570/024-001">www.wago.com/2857-570/024-001</a>
	<b>Item no.: 2857-570/024-005</b> 3-Phase Power Measurement Module; 3x400/690 V/5 A; Modbus RTU; Digital output; Configuration via software; Supply voltage: 24 VDC	<a href="http://www.wago.com/2857-570/024-005">www.wago.com/2857-570/024-005</a>
	<b>Item no.: 855-8020</b> Miniature fuse; 5 x 25 mm; with indicator	<a href="http://www.wago.com/855-8020">www.wago.com/855-8020</a>
	<b>Item no.: 857-560</b> Voltage signal conditioner; Voltage input signal; Current and voltage output signal; Digital output; Configuration via software; Supply voltage: 24 VDC; 6 mm module width	<a href="http://www.wago.com/857-560">www.wago.com/857-560</a>
	<b>Item no.: 857-569</b> Power signal conditioner; Current and voltage input signal; Current and voltage output signal; Digital output; Configuration via software; Supply voltage: 24 VDC; 6 mm module width	<a href="http://www.wago.com/857-569">www.wago.com/857-569</a>

## Downloads

### Documentation

#### Bid Text

855-8001 docx - Datei	Feb 20, 2019	docx 17.6 kB	Download
--------------------------	--------------	-----------------	----------

855-8001 X81 - Datei	Feb 19, 2019	xml 5.1 kB	Download
-------------------------	--------------	---------------	----------

#### Instruction Leaflet

Potentialabgriffe		pdf 79.6 kB	Download
-------------------	--	----------------	----------

#### Additional Information

Disposal; Electrical and electronic equipment, Packaging	V 1.0.0	pdf	Download
--	---------	-----	----------

Subject to changes. Please also observe the further product documentation!

## Environmental Product Compliance

### Compliance Search


	URL	Download
Environmental Product Compliance 855-8001 Power tap; with fuse; 2,5 mm <sup>2</sup> (12 AWG) - 6 mm <sup>2</sup> (10 AWG); Phase		

## Installation Notes

### Installation



Installation on an insulated conductor with insulation displacement connection (IDC)



Integrated SIBA fuse to protect equipment and conductor

Subject to changes. Please also observe the further product documentation!