


**Data sheet | Item number: 2002-409**

TOPJOB®S jumper; for 2002 series; insulated; 9-way; light-gray

[www.wago.com/2002-409](http://www.wago.com/2002-409)



**Data**

**Electrical data**

**IEC Approvals**

Rated voltage (III / 3)	800 V
Rated current	25 A

**Ex information**

Rated current (Ex e II)	20 A
-------------------------	------

Subject to changes. Please also observe the further product documentation!

WAGO Corporation  
Germantown, WI 53022  
Phone: 1-800-DIN-RAIL (346-7245) | Fax: (262) 255-6222  
Email: [info.us@wago.com](mailto:info.us@wago.com) | Web: [www.wago.us](http://www.wago.us)

Do you have any questions about our products?  
We are always happy to take your call at (262) 255-6222 or 1 800-DIN-RAIL.

**Connection data**

Jumper assignment	9-way
-------------------	-------

**Physical data**

Width	45.2 mm / 1.78 inch
-------	---------------------

Height	4.1 mm / 0.161 inch
--------	---------------------

Depth	19 mm / 0.748 inch
-------	--------------------

Jumper assignment	9-way
-------------------	-------

**Material data**

Color	light gray
-------	------------

Fire load	0.032 MJ
-----------	----------

Weight	4.4 g
--------	-------

**Commercial data**

Product Group	22 (TOPJOB S)
---------------	---------------

Packaging type	bag
----------------	-----

Country of origin	DE
-------------------	----

GTIN	4017332999410
------	---------------

Customs tariff number	8536698000
-----------------------	------------

**Downloads****Documentation****Bid Text**

2002-409 X81 - Datei	19 Feb 2019	xml 2.6 kB	Download
-------------------------	-------------	---------------	----------

2002-409 doc - Datei	27 Apr 2017	doc 24.1 kB	Download
-------------------------	-------------	----------------	----------

**Additional Information**

Technical explanations	3 Apr 2019	pdf 2.2 MB	Download
------------------------	------------	---------------	----------

Subject to changes. Please also observe the further product documentation!



## CAD files

### CAD data

2D/3D Models 2002-409	<a href="#">URL</a>	<a href="#">Download</a>
-----------------------	---------------------	--------------------------

### CAE data

EPLAN Data Portal 2002-409	<a href="#">URL</a>	<a href="#">Download</a>
----------------------------	---------------------	--------------------------

WSCAD Universe 2002-409	<a href="#">URL</a>	<a href="#">Download</a>
-------------------------	---------------------	--------------------------

ZUKEN Portal 2002-409	<a href="#">URL</a>	<a href="#">Download</a>
-----------------------	---------------------	--------------------------

## Environmental Product Compliance

### Compliance Search

Environmental Product Compliance 2002-409 Jumper; 9-way; insulated; light gray	<a href="#">URL</a>	<a href="#">Download</a>
---	---------------------	--------------------------

## Installation Notes

### Commoning

Subject to changes. Please also observe the further product documentation!

WAGO Corporation  
Germantown, WI 53022  
Phone: 1-800-DIN-RAIL (346-7245) | Fax: (262) 255-6222  
Email: [info.us@wago.com](mailto:info.us@wago.com) | Web: [www.wago.us](http://www.wago.us)

Do you have any questions about our products?  
We are always happy to take your call at (262) 255-6222 or 1 800-DIN-RAIL.




The push-in type jumper bar system is based on the common plug and socket principle. Each terminal block is spring-loaded with a double socket and a resilient CrNi steel spring. The jumper contact material is pure electrolytic copper, which allows for an extremely small design capable of carrying the full-rated current of the terminal block. Ground terminal blocks can also be commoned using the same jumper system. Custom jumpers are created by breaking and removing jumper contacts (2000, 2001, 2002, 2004 Series).

#### Removing a push-in type jumper bar:

Insert the operating tool between the jumper and partition wall of the dual jumper slots, then lift up the jumper.

Place the operating tool in the center of jumpers for up to five contacts (see above), or alternately on both sides for jumpers with more than five contacts.

#### Commoning




#### Push-in type jumper bars

Custom push-in type jumper bars are created by breaking off jumper contacts.

500 V

300 V



#### Push-in type jumper bars


Marking with a felt-tip pen.

#### Commoning

Subject to changes. Please also observe the further product documentation!




Stepping down via push-in type jumper bar.




Stepping down via push-in type jumper bar:

Commoning via closed terminal side with end plate allows jumpering over two cross-section sizes, e.g., from 16 mm<sup>2</sup> (6 AWG) to 6 mm<sup>2</sup> (10 AWG) or from 6 mm<sup>2</sup> (10 AWG) to 2.5 mm<sup>2</sup> (14 AWG) (see illustration above).



Stepping down via push-in type jumper bar:

Commoning via open terminal side with end plate allows jumpering over two cross-section sizes for 16 mm<sup>2</sup> (6 AWG) and 10 mm<sup>2</sup> (8 AWG) and one cross-section size for 6/4/2.5 mm<sup>2</sup> (10/12/14 AWG). An example: from 16 mm<sup>2</sup> (6 AWG) to 6 mm<sup>2</sup> (10 AWG) (see illustration above) or from 10 mm<sup>2</sup> (8 AWG) to 4 mm<sup>2</sup> (12 AWG).



**Note:**

The total current of the outgoing circuits must not exceed the nominal current of the step-down jumper/push-in type jumper bar.

**Product family**

**TOPJOB® S**

TOPJOB® S: In various industrial applications and modern building installations, WAGO's wide and versatile range of rail-mount terminal blocks provides more than just reliable electrical connections.

[Show all products from the family](#)

Subject to changes. Please also observe the further product documentation!

WAGO Corporation  
Germantown, WI 53022  
Phone: 1-800-DIN-RAIL (346-7245) | Fax: (262) 255-6222  
Email: [info.us@wago.com](mailto:info.us@wago.com) | Web: [www.wago.us](http://www.wago.us)

Do you have any questions about our products?  
We are always happy to take your call at (262) 255-6222 or 1 800-DIN-RAIL.