

**Pushbutton, RMQ-Titan, flush, momentary, 1 NO, green, Blister pack for hanging**






**Part no.** M22-D-G-K10-BVP  
**Catalog No.** 110934  
**Alternate Catalog No.** M22-D-G-K10-BVPQ  
**EL-Nummer (Norway)** 4356257

**Delivery program**

|                            |                 |  |  |
|----------------------------|-----------------|--|--|
| Product range              |                 |  | RMQ-Titan  |
| Description                |                 |  | Blister pack for hanging.<br>Complete practical solution.<br>Can be ordered using a single article no. |
| Connection to SmartWire-DT |                 |  | no   |
| Equipment supplied         |                 |  |  |
| 1                          | pushbutton      |  | M22-D-G  |
| 1                          | mounting clamp  |  | M22-A  |
| 1                          | contact element |  | M22-K10  |

**Technical data**

**General**

|                         |  |    |  |
|-------------------------|--|----|--|
| Ambient temperature     |  |    |  |
| Open                    |  | °C | -25 - +70  |
| shipping classification |  |    | DNV<br>GL<br>LR  |
|                         |  |    |    |

**Design verification as per IEC/EN 61439**

|  |            |    |  |
|--|------------|----|--|
| Technical data for design verification   |            |    |  |
| Rated operational current for specified heat dissipation   | $I_n$      | A  | 6  |
| Heat dissipation per pole, current-dependent   | $P_{vid}$  | W  | 0.11   |
| Equipment heat dissipation, current-dependent  | $P_{vid}$  | W  | 0  |
| Static heat dissipation, non-current-dependent   | $P_{vs}$   | W  | 0  |
| Heat dissipation capacity  | $P_{diss}$ | W  | 0  |
| Operating ambient temperature min.   |            | °C | -25  |
| Operating ambient temperature max.   |            | °C | 70   |
| IEC/EN 61439 design verification   |            |    |  |
| 10.2 Strength of materials and parts   |            |    |  |
| 10.2.2 Corrosion resistance  |            |    |  |
|  |            |    | Meets the product standard's requirements.                         |
| 10.2.3.1 Verification of thermal stability of enclosures   |            |    |  |
|  |            |    | Meets the product standard's requirements.                         |
| 10.2.3.2 Verification of resistance of insulating materials to normal heat   |            |    |  |
|  |            |    | Meets the product standard's requirements.                         |
| 10.2.3.3 Verification of resistance of insulating materials to abnormal heat and fire due to internal electric effects |            |    |  |
|  |            |    | Meets the product standard's requirements.                         |
| 10.2.4 Resistance to ultra-violet (UV) radiation   |            |    |  |
|  |            |    | Please enquire   |
| 10.2.5 Lifting   |            |    |  |
|  |            |    | Does not apply, since the entire switchgear needs to be evaluated. |
| 10.2.6 Mechanical impact   |            |    |  |
|  |            |    | Does not apply, since the entire switchgear needs to be evaluated. |
| 10.2.7 Inscriptions  |            |    |  |
|  |            |    | Meets the product standard's requirements.                         |
| 10.3 Degree of protection of ASSEMBLIES  |            |    |  |
|  |            |    | Does not apply, since the entire switchgear needs to be evaluated. |

|  |  |  |
|--|--|--|
| 10.4 Clearances and creepage distances                   |  | Meets the product standard's requirements.   |
| 10.5 Protection against electric shock                   |  | Does not apply, since the entire switchgear needs to be evaluated.   |
| 10.6 Incorporation of switching devices and components   |  | Does not apply, since the entire switchgear needs to be evaluated.   |
| 10.7 Internal electrical circuits and connections        |  | Is the panel builder's responsibility.   |
| 10.8 Connections for external conductors                 |  | Is the panel builder's responsibility.   |
| 10.9 Insulation properties                               |  |  |
| 10.9.2 Power-frequency electric strength                 |  | Is the panel builder's responsibility.   |
| 10.9.3 Impulse withstand voltage                         |  | Is the panel builder's responsibility.   |
| 10.9.4 Testing of enclosures made of insulating material |  | Is the panel builder's responsibility.   |
| 10.10 Temperature rise                                   |  | The panel builder is responsible for the temperature rise calculation. Eaton will provide heat dissipation data for the devices. |
| 10.11 Short-circuit rating                               |  | Is the panel builder's responsibility. The specifications for the switchgear must be observed.                                   |
| 10.12 Electromagnetic compatibility                      |  | Is the panel builder's responsibility. The specifications for the switchgear must be observed.                                   |
| 10.13 Mechanical function                                |  | The device meets the requirements, provided the information in the instruction leaflet (IL) is observed.                         |

## Technical data ETIM 7.0

|   |    |         |
|---|----|---------|
| Low-voltage industrial components (EG000017) / Front element for push button (EC000221)   |    |         |
| Electric engineering, automation, process control engineering / Low-voltage switch technology / Command and alarm device / Front element for push-button actuators (ecI@ss10.0.1-27-37-12-10 [AKF028014]) |    |         |
| Colour button   |    | Green   |
| Number of command positions   |    | 1       |
| Construction type lens  |    | Round   |
| Hole diameter   | mm | 22.5    |
| Width opening   | mm | 0       |
| Height opening  | mm | 0       |
| Type of button  |    | Flat    |
| Suitable for illumination   |    | No      |
| With protective cover   |    | No      |
| Labelled  |    | No      |
| Switching function latching   |    | No      |
| Spring-return   |    | Yes     |
| With front ring   |    | Yes     |
| Material front ring   |    | Plastic |
| Colour front ring   |    | Chrome  |
| Degree of protection (IP), front side   |    | IP67    |
| Degree of protection (NEMA), front side   |    | 4X      |