

1550 Standard and 1350 High Inrush

150A to EN61058-1 and 16A 250Vac



Key Features

- Standard rocker switch
- 1350/53 high inrush
- Choice of switching circuits including 3 position
- Push-on, solder and PCB terminals
- Choice of bezel styles
- Choice of panel cut outs
- Matching indicator
- Double Contact
- Splash resistant option
- Panel cut out 'A' style: 27.2 x 22.3mm

Approvals and specifications

1550 Series 16(4)A 250Vac T125

UL CSA 16A 250Vac, (2 posn) 250Vac 1hp, 125Vac 1/2hp, 1350 72 Vdc 7A (3 posn) 250 Vac 1/2hp, 125Vac 1/4hp. UL 85°C, file E45221, CSA file LR10990.

In house test:

10A 24Vdc— Indicative rating only. NB Types fitted with Neon will not illuminate for low DC voltage applications.

1350 series 16(4)A 250Vac T85 1E4 (10,000 Ops.)
1330 series 16(6)A 250Vac T125 5E4 (50,000 Ops.)
150A Inrush to EN61058-1.

Terminal	Function	Rocker	Body
<p>C</p> <p>6.3 x 0.8</p>	<p>Standard 1550</p> <p>ON - OFF</p>	<p>A Softline Matt</p>	<p>Panel cut-out Bezel</p> <p>Cut-outs must be punched in the direction of insertion</p> <p>27.2 27.3</p> <p>22.3/22.4</p> <p>Gloss or Matt</p> <p>25.0</p> <p>30.2</p>
<p>H</p> <p>4.8 x 0.8*</p>	<p>1551</p> <p>HP rating N/A</p> <p>ON - OFF (momentary ON)</p>	<p>B Splash resistant Softline</p>	<p>A</p> <p>27.2 27.3</p> <p>22.3/22.4</p> <p>Gloss or Matt</p> <p>25.0</p> <p>30.2</p>
<p>K</p> <p>2.8 x 0.8*</p>	<p>1552</p> <p>HP rating N/A</p> <p>ON - OFF (momentary OFF)</p>	<p>V Curved</p> <p>Matt or Gloss</p> <p>Gloss only Lit (not momentary)</p>	<p>B</p> <p>30.0 30.1</p> <p>22.1/22.2</p> <p>Matt only</p> <p>25.0</p> <p>33.4</p> <p>R3.5</p>
<p>T</p> <p>2.0 1.2</p> <p>2.8 x 0.8*</p>	<p>1553</p> <p>Not W, X or B rocker</p> <p>ON - OFF Lit</p>	<p>W Splash resistant Curved</p>	<p>L</p> <p>30.0 30.1</p> <p>22.1/22.2</p> <p>Matt only</p> <p>25.0</p> <p>32.0</p> <p>R1.0</p>
<p>U</p> <p>3.2</p> <p>Right angle "T" solder terminal</p>	<p>1560 μ</p> <p>ON - ON</p>	<p>P Lit window Matt</p> <p>Lit (not momentary)</p>	<p>Q</p> <p>28.2 28.3</p> <p>22.3/22.4</p> <p>Gloss or matt</p> <p>25.0</p> <p>30.2</p> <p>R1.6</p>
<p>X</p> <p>3.2</p> <p>PCB 0.8Sq*</p>	<p>1561 μ</p> <p>HP rating N/A</p> <p>ON - ON (Momentary 1 Side)</p>	<p>X Two colour Matt</p> <p>(ON OFF only - not momentary)</p>	<p>R</p> <p>28.2 28.5</p> <p>25.3/25.4</p> <p>Matt only</p> <p>28.9</p> <p>33.2</p>
	<p>1562 μ</p> <p>In house tests only</p> <p>2 Circuit ON - ON</p>	<p>F Flat Lens Gloss (0480)</p> <p>Top View</p>	<p>T</p> <p>28.2 28.3</p> <p>22.3/22.4</p> <p>Matt only</p> <p>25.0</p> <p>30.2</p> <p>R1.6</p>
	<p>1570 μ</p> <p>125V & 250V 1/2 HP H terminal rated T100 only H terminal rated T100 only</p> <p>ON - OFF - ON</p>	<p>R Round</p>	<p>R</p> <p>28.2 28.5</p> <p>25.3/25.4</p> <p>Matt only</p> <p>28.9</p> <p>33.2</p>
	<p>1571 μ</p> <p>HP rating N/A H terminal rated T100 only</p> <p>ON - OFF - ON (momentary 1 side)</p>	<p>A Softline lens Matt (0480 only) as F but with raised profile</p>	<p>T</p> <p>28.2 28.3</p> <p>22.3/22.4</p> <p>Matt only</p> <p>25.0</p> <p>30.2</p> <p>R1.6</p>
	<p>1572 μ</p> <p>HP rating N/A H terminal rated T100 only</p> <p>ON - OFF - ON (momentary 2 sides)</p>		

Approvals and specifications (continued)

UL CSA 20A 250Vac 1hp, 125Vac 1/2hp.
 UL 72Vdc 7A, 36Vdc 14A.
 UL 85°C, file E45221, CSA file LR10990.

In house test:

20A 24Vdc—Indicative rating only

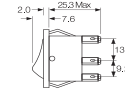
3mm contact gap except if marked μ .

Splash Resistance




1300 High inrush, positive break switching
 The 1300 series mechanism ensures contact welds formed at switch-on are positively separated by the plunger tube acting directly on the step in the moving contact.

Dimensions



Panel thickness
 A.Q 0.75 to 3.3mm
 L.B.T 0.75 to 2.5mm
 R 0.75 to 3.0mm

* For cut-out details on momentary switches call sales

Finish	Body Colour	Rocker Colour	Insert Colour	Lamp Voltage	Legend	Legend Colour	Options
M Matt	B Black	Un-Lit B Black	— Blank	— Blank	— Blank	— Blank	<p>Finish Matt is standard.</p> <p>Colour Call sales for custom colours. A full range is available for large orders.</p> <p>Legend printing Select from the examples or call sales for custom legends.</p> <p>Lamp voltage Call sales for details.</p> <p>Blanking plates A0494 Dummy units to fill unused panel holes.</p> <p>Protective cover Snaps on to A, L, Q or T bodies (add G after body in cat no). This reduces panel thickness by 1mm.</p>  <p>Panel sealing washer W42 is available for the above body sizes. This reduces panel thickness by a further 1.00mm. Covers are not suitable for momentary types.</p> <p>For all options call sales.</p>
G Gloss	W White	R Red	R Red	2 125V Neon	602A	B Black	
		W White	W White	3 250V Neon		W White	
		Lit A Amber		5 12Vdc LED (P Rocker)			
		G Green		6 24Vdc LED (P Rocker)			
		C Clear		7 12V Filament			
		R Red		8 24Vdc Filament			

Examples



☐ C1350AL ---



☐ C1550XL ---



☐ C1553PL ---



☐ C1553RA ---
Shown with M614
bezel cover



Optional snap-in
M441 barrier



C1553AA with M616
guard Cut-out
22.0/22.1 x 29.4/29.5
Guard accepts "A"
body only



☐ C0480RA ---
Shown with
M614 bezel
cover



☐ C0480AL ---

1550 Standard & 1350 High Inrush Switches

150A to EN61058-1 and 16A 250Vac/250Vdc



Key Features

- Standard rocker switch
- 1350/53 high inrush
- Choice of switching circuits including 3 position
- Push-on, solder and PCB terminals
- Choice of bezel styles
- Choice of panel cut outs
- Matching indicator
- Double Contact
- Option with guard & cover
- DC LED Illumination Available for "P" Rocker
- Bezel size 'G' style 32.0 x 25.0

Approvals and specifications

- ☑ 1550 Series 16(4)A 250Vac T125
- ☑ UL CSA 16A 250Vac, (2 posn) 250Vac 1hp, 125Vac 1/2hp, (3 posn) 250 Vac 1/2hp, 125Vac 1/4hp. UL 85°C, file E45221, CSA file LR10990.
- In house test:**
10A 24Vdc— Indicative rating only
- 1350 Series
- ☑ UL CSA 20A 250Vac 1hp, 125Vac 1/2hp. UL 72Vdc 7A, 36Vdc 14A, UL 85°C, file E45221, CSA file LR10990.

Terminal	Function	Rocker	Body	Finish	Body Colour	Rocker Colour
C 	Standard 1550 1551 HP rating N/A	 ON - OFF	A Softline Matt 	Panel cut-out Cut-outs must be punched in the direction of insertion B 	M Matt	B Black
H 	1552 HP rating N/A	 ON - OFF (momentary OFF)			G Gloss	R Red
K 	1553 Not W, X or B rocker	 ON - OFF Lit	V Curved Matt or Gloss Gloss only Lit (not momentary)	L 	Applies to both Rocker & Body	W White
T 	1560 µ 1561 µ HP rating N/A	 ON - ON				A Amber
U 	1562 µ In house tests only	 ON - ON (Momentary 1 Side)				G Green
X 	1570 µ 125V & 250V 1/2 HP H terminal rated T100 only H terminal rated T100 only	 ON - ON (Momentary 2 Sides)	P Lit window Matt Lit (not momentary)			C Clear
X 	1571 µ HP rating N/A H terminal rated T100 only	 ON - OFF - ON				R Red
X 	1572 µ HP rating N/A H terminal rated T100 only	 ON - OFF - ON (momentary 2 sides)				
X 	High Inrush 1350 Not W, X or B rocker	 ON - OFF				
X 	1353 Not W, X or B rocker	 ON - OFF Lit				

Splash Resistance

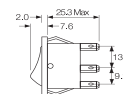
In house test:
20A 24Vdc— Indicative rating only

3mm contact gap except if marked μ .



1350 High inrush, positive break switching
The 1350 series mechanism ensures contact welds formed at switch-on are positively separated by the plunger tube acting directly on the step in the moving contact.

Dimensions



Panel thickness
G, H 0.75 to 2.5mm

Terminal spacing - Contacts 10.2 between centres

* For cut-out details on momentary switches call sales

Insert Colour	Lamp Voltage	Legend	Legend Colour	Options
Blank	Blank	Blank	Blank	<p>Finish Matt is standard.</p> <p>Colour Call sales for custom colours. A full range is available for large orders.</p> <p>Legend printing Select from the examples or call sales for custom legends.</p> <p>Lamp voltage Call sales for details.</p>
R Red	2 125V Neon	602A	B Black	
W White	3 250V Neon		W White	
	5 12Vdc LED (P Rocker)			
	6 24Vdc LED (P Rocker)			
	7 12V Filament			
	8 24Vdc Filament			

Examples



C1553AH - - -



C1550AH - - -