

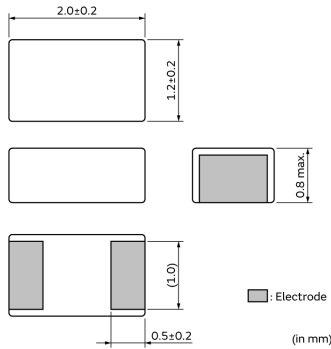
DFE21CCN2R2MEL#

“#” indicates a package specification code.



< List of part numbers with package codes >
DFE21CCN2R2MELL

Appearance & Shape



References

Packaging	Specifications	Standard Packing Quantity
L	180Embossed Tape	3000

Mass (typ.)	
1 piece	0.013g

Notices

The saturation allowable DC current value is specified when the decrease of the initial Inductance value at 30%. The rated current (Based on the temperature rise) is the current value that reaches 40°C. Keep the temperature (ambient temperature plus self-generation of heat) under 125°C. The rated current is the rated current based on inductance change and the rated current based on temperature rise, whichever is smaller one.

Attention

- 1.This datasheet is downloaded from the website of Murata Manufacturing Co., Ltd. Therefore, it's specifications are subject to change or our products in it may be discontinued without advance notice. Please check with our sales representatives or product engineers before ordering.
- 2.This datasheet has only typical specifications because there is no space for detailed specifications. Therefore, please review our product specifications or consult the approval sheet for product specifications before ordering.

DFE21CCN2R2MEL#

“#” indicates a package specification code.



Specifications

L size	2.0±0.2mm
W size	1.2±0.2mm
T size	0.8mm
Size code inch (mm)	0805 (2012)
Inductance	2.2μH±20%
Inductance Test Frequency	1MHz
Rated current (Isat) (Based on Inductance change)	2100mA
Rated current (Itemp) (Based on Temperature rise)	1800mA
Max. of DC resistance	0.138Ω
Operating Temperature Range (Self-temperature rise is included)	-40°C to 125°C
Class of magnetic shield	Metal Alloy
Absolute maximum voltage	20Vdc
Series	DFE21CCN_EL

Attention

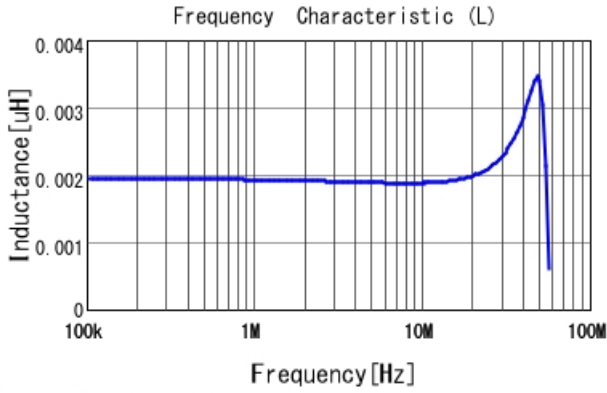
- 1.This datasheet is downloaded from the website of Murata Manufacturing Co., Ltd. Therefore, it's specifications are subject to change or our products in it may be discontinued without advance notice. Please check with our sales representatives or product engineers before ordering.
- 2.This datasheet has only typical specifications because there is no space for detailed specifications. Therefore, please review our product specifications or consult the approval sheet for product specifications before ordering.

DFE21CCN2R2MEL#

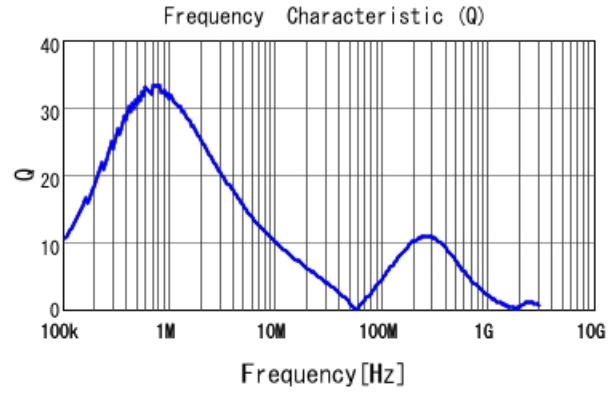
“#” indicates a package specification code.

Characteristic Data

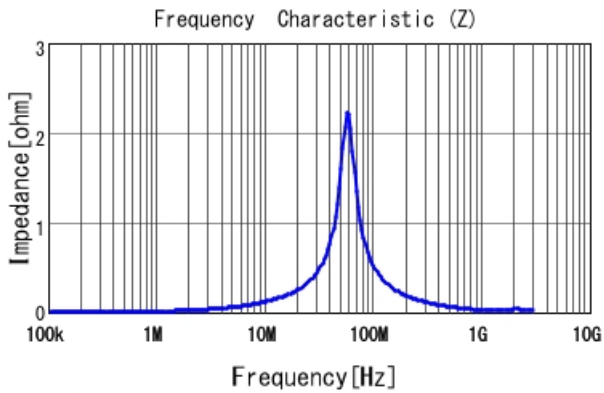
The charts below may show another part number which shares its characteristics.



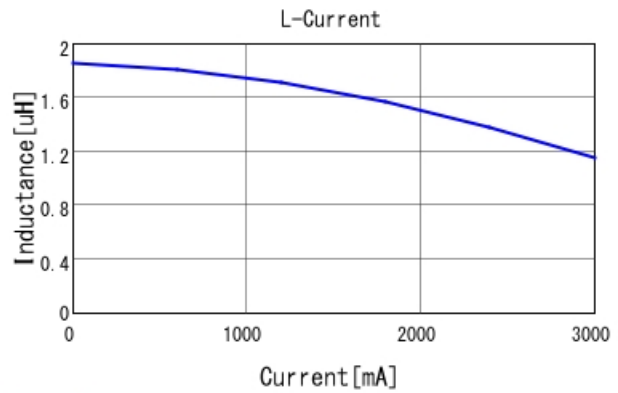
DFE21CCN2R2MEL L



DFE21CCN2R2MEL Q



DFE21CCN2R2MEL |Z|



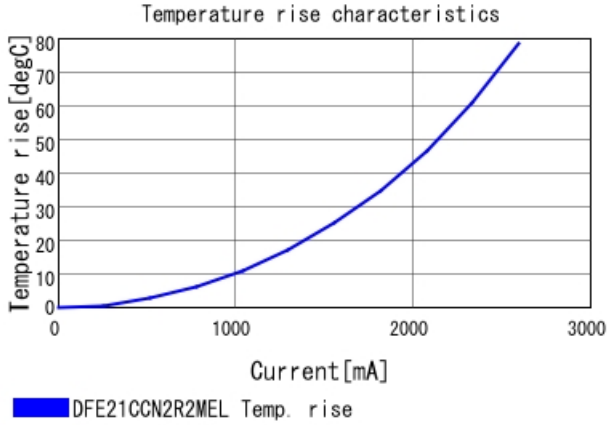
DFE21CCN2R2MEL L-Current 20degC

Attention

- 1.This datasheet is downloaded from the website of Murata Manufacturing Co., Ltd. Therefore, it's specifications are subject to change or our products in it may be discontinued without advance notice. Please check with our sales representatives or product engineers before ordering.
- 2.This datasheet has only typical specifications because there is no space for detailed specifications. Therefore, please review our product specifications or consult the approval sheet for product specifications before ordering.

DFE21CCN2R2MEL#

“#” indicates a package specification code.



Attention

- 1.This datasheet is downloaded from the website of Murata Manufacturing Co., Ltd. Therefore, it's specifications are subject to change or our products in it may be discontinued without advance notice. Please check with our sales representatives or product engineers before ordering.
- 2.This datasheet has only typical specifications because there is no space for detailed specifications. Therefore, please review our product specifications or consult the approval sheet for product specifications before ordering.