

HPI

TE Internal #: 6-2390136-2

HPI, PCB Mount Header, Wire-to-Board, 2 Position, .049 in [1.25 mm] Centerline, Fully Shrouded, Gold Flash, Surface Mount, Power & Signal, Black

[View on TE.com >](#)

Connectors > PCB Connectors > PCB Headers & Receptacles

Connector System: **Wire-to-Board**Number of Positions: **2**Number of Rows: **1**Centerline (Pitch): **1.25 mm [.049 in]**Termination Method to Printed Circuit Board: **Surface Mount****Features****Product Type Features**

Connector System	Wire-to-Board
Header Type	Fully Shrouded
Sealable	No
Connector & Contact Terminates To	Printed Circuit Board
PCB Connector Assembly Type	PCB Mount Header

Configuration Features

Number of Positions	2
Number of Rows	1

Electrical Characteristics

Termination Resistance	20 mΩ
Insulation Resistance	100 MΩ
Dielectric Withstanding Voltage (Max)	500 V

Body Features

Primary Product Color	Black
-----------------------	-------

Contact Features

Contact Layout	Staggered
----------------	-----------



Contact Underplating Material Thickness	1.27 – 2.7 μm [50 – 106 μin]
Contact Underplating Material	Nickel
PCB Contact Termination Area Plating Material	Gold Flash
Contact Base Material	Brass
Contact Mating Area Plating Material	Gold Flash
Contact Type	Pin
Contact Current Rating (Max)	1 A

Termination Features

Termination Method to Printed Circuit Board	Surface Mount
---	---------------

Mechanical Attachment

Mating Alignment Type	Polarization
Mating Retention	With
PCB Mount Retention Type	Solder Peg
Mating Retention Type	Latch
Connector Mounting Type	Board Mount
Mating Alignment	With
PCB Mount Alignment	Without
PCB Mount Retention	With

Housing Features

Mating Entry Location	Side
Housing Material	LCP
Centerline (Pitch)	1.25 mm[.049 in]

Usage Conditions

Operating Temperature Range	-40 – 105 $^{\circ}\text{C}$ [-40 – 221 $^{\circ}\text{F}$]
-----------------------------	--

Operation/Application

Assembly Process Feature	Pick and Place Cover
Circuit Application	Power & Signal

Industry Standards

UL Flammability Rating	UL 94V-0
------------------------	----------

Packaging Features

Packaging Quantity	1500
Packaging Type	Carton, Reel

Product Compliance

[For compliance documentation, visit the product page on TE.com>](#)

EU RoHS Directive 2011/65/EU	Compliant with Exemptions
EU ELV Directive 2000/53/EC	Not Yet Reviewed
China RoHS 2 Directive MIIT Order No 32, 2016	Restricted Materials Above Threshold
EU REACH Regulation (EC) No. 1907/2006	<p>Current ECHA Candidate List: JAN 2022 (223)</p> <p>Candidate List Declared Against: JUL 2021 (219)</p> <p>SVHC > Threshold: Pb (4% in Component Part)</p> <p>Article Safe Usage Statements: Do not eat, drink or smoke when using this product. Wash thoroughly after handling. Recycle if possible and dispose of the article by following all applicable governmental regulations relevant to your geographic location.</p>
Halogen Content	Low Halogen - Br, Cl, F, I < 900 ppm per homogenous material. Also BFR/CFR/PVC Free
Solder Process Capability	Not reviewed for solder process capability

Product Compliance Disclaimer

This information is provided based on reasonable inquiry of our suppliers and represents our current actual knowledge based on the information they provided. This information is subject to change. The part numbers that TE has identified as EU RoHS compliant have a maximum concentration of 0.1% by weight in homogenous materials for lead, hexavalent chromium, mercury, PBB, PBDE, DBP, BBP, DEHP, DIBP, and 0.01% for cadmium, or qualify for an exemption to these limits as defined in the Annexes of Directive 2011/65/EU (RoHS2). Finished electrical and electronic equipment products will be CE marked as required by Directive 2011/65/EU. Components may not be CE marked. Additionally, the part numbers that TE has identified as EU ELV compliant have a maximum concentration of 0.1% by weight in homogenous materials for lead, hexavalent chromium, and mercury, and 0.01% for cadmium, or qualify for an exemption to these limits as defined in the Annexes of Directive 2000/53/EC (ELV). Regarding the REACH Regulation, the information TE provides on SVHC in articles for this part number is based on the latest European Chemicals Agency (ECHA) 'Guidance on requirements for substances in articles' posted at this URL: <https://echa.europa.eu/guidance-documents/guidance-on-reach>

Compatible Parts



Also in the Series | HPI



PCB Headers & Receptacles(362)

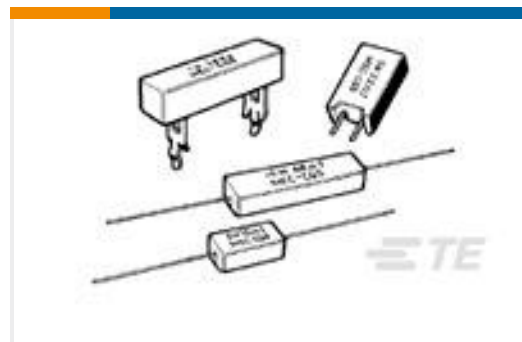




Wire-to-Board Connector Assemblies & Housings(139)



Wire-to-Board Connector Contacts(2)

Customers Also Bought

TE Part #2-1623795-3
SQP2 R047 5% WIRETE Part #1-1630019-4
HSC200 2K4 5%TE Part #9-2176397-4
3502 7K5 1%TE Part #1-1969694-4
PTL 1X4 PCB HEADER R/A HITEMP
KEY A LGRTE Part #YDTS24T15-18PNV001
RECP ASSYTE Part #YDTS24T21-35SNV001
RECP ASSYTE Part #YACT24ME35PNV00100
JAM NUT RECEPTACLETE Part #YD369-B99-AP400000
369 9 WAY PANEL MNT REC, 90 PCB
GOLD,PINTE Part #YD369-B99-NP400000
369 9 WAY PANEL MNT REC, 90 PCB
GOLD,PINTE Part #YD369-B99-NS400000
369 9 WAY PANEL MNT REC, 90 PCB
GOLD,SKT

Documents

Product Drawings

1.25P 2POS WTB R/A BRD W LATCH AU BL

English

CAD Files

3D PDF

3D

Customer View Model

ENG_CVM_CVM_6-2390136-2_1.2d_dxf.zip



English

Customer View Model

[ENG_CVM_CVM_6-2390136-2_1.3d_igs.zip](#)

English

Customer View Model

[ENG_CVM_CVM_6-2390136-2_1.3d_stp.zip](#)

English

By downloading the CAD file I accept and agree to the [Terms and Conditions](#) of use.

Product Specifications

English