

**WPD 111 1X95/4X35 GY****Weidmüller Interface GmbH & Co. KG**

Klingenbergstraße 26

D-32758 Detmold

Germany

www.weidmueller.com



Our WPD 1XX distribution blocks are used in all situations where power is supplied and distributed. Their user-friendly design creates a better overview and enables Rapid, efficient implementation of space-saving power distribution.

**General ordering data**

Version	W-Series, Distribution block, Rated cross-section: 95 mm <sup>2</sup> , Screw connection, Terminal rail / mounting plate
Order No.	<a href="#">2603790000</a>
Type	WPD 111 1X95/4X35 GY
GTIN (EAN)	4050118681284
Qty.	1 pc(s).

Creation date March 21, 2022 2:58:15 PM CET

Catalogue status 11.03.2022 / We reserve the right to make technical changes.

## WPD 111 1X95/4X35 GY

**Weidmüller Interface GmbH & Co. KG**

Klingenbergstraße 26

D-32758 Detmold

Germany

www.weidmueller.com

## Technical data

### Dimensions and weights

Depth	69.4 mm	Depth (inches)	2.732 inch
Height	105 mm	Height (inches)	4.134 inch
Width	36.6 mm	Width (inches)	1.441 inch
Net weight	240 g		

### Temperatures

Storage temperature	-25 °C...55 °C	Continuous operating temp., min.	-50 °C
Continuous operating temp., max.	130 °C		

### Material data

Material	Wemid	Colour	Light Grey
UL 94 flammability rating	V-0		

### System specifications

Version	Screw connection	End cover plate required	No
Number of potentials	1	Number of levels	1
Number of clamping points per level	5	Rail	TS 35, Mounting plate
N-function	No	PE function	No
PEN function	No		

### Additional technical data

Installation advice	Terminal rail / mounting plate	Open sides	closed
Snap-on	Yes	Type of mounting	Snap-on, Direct mounting

### Conductors for clamping (rated connection)

Connection direction	on side	Number of connections	5
Type of connection	Screw connection		

### General

Installation advice	Terminal rail / mounting plate	Number of poles	1
Rail	TS 35, Mounting plate	Standards	IEC 60947-7-1

### Rating data

Rated cross-section	95 mm <sup>2</sup>	Rated voltage	1,000 V
Rated AC voltage	1,000 V	Rated DC voltage	1,500 V DC
Rated current	232 A	Standards	IEC 60947-7-1
Rated impulse withstand voltage	8 kV	Pollution severity	3
Surge voltage category	III		

### UL rating data

Certificate No. (cURus)	E60693
-------------------------	--------

**WPD 111 1X95/4X35 GY****Weidmüller Interface GmbH & Co. KG**

Klingenbergstraße 26

D-32758 Detmold

Germany

www.weidmueller.com

**Technical data****Classifications**

ETIM 6.0	EC000897	ETIM 7.0	EC000897
ETIM 8.0	EC000897	ECLASS 9.0	27-14-11-20
ECLASS 9.1	27-14-11-20	ECLASS 10.0	27-14-11-20
ECLASS 11.0	27-14-11-20		

**Approvals**

Approvals



ROHS	Conform
UL File Number Search	E60693

**Downloads**

Approval/Certificate/Document of Conformity	<a href="#">CB Certificate</a> <a href="#">VDE Certificate</a> <a href="#">DNV Certificate</a>
Catalogues	<a href="#">Catalogues in PDF-format</a>

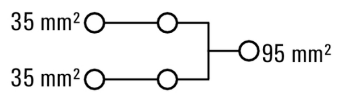
**Data sheet**

**WPD 111 1X95/4X35 GY**

**Weidmüller Interface GmbH & Co. KG**  
Klingenbergstraße 26  
D-32758 Detmold  
Germany

[www.weidmueller.com](http://www.weidmueller.com)

**Drawings**



## Power distribution

### Screw connection

#### W-Series

#### WPD 111 1X95/4X35 GY

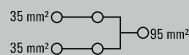


#### WPD 111

**95 mm<sup>2</sup>**


Width / Height / Depth	mm
max. current / max. conductor	A/mm <sup>2</sup>
max. clamping range	mm <sup>2</sup>

**36.6 / 69.4 / 105**  
**232 / 95**  
**2.5...95**



#### Technical data

Rated data		
Rated voltage		V
Rated current		A
for wire cross-section	95 mm <sup>2</sup>	mm <sup>2</sup>
Rated impulse withstand voltage / Pollution severity		
Overvoltage category / UL 94 flammability rating		
Approvals		
Clamped conductors (H05V/H07V)		
Solid / Stranded	95 mm <sup>2</sup>	mm <sup>2</sup>
	35 mm <sup>2</sup>	mm <sup>2</sup>
Flexible with ferrule	95 mm <sup>2</sup>	mm <sup>2</sup>
	35 mm <sup>2</sup>	mm <sup>2</sup>
Stripping length / Blade size	95 mm <sup>2</sup>	mm/-
	35 mm <sup>2</sup>	mm/-
Tightening torque		Nm

#### Note

#### IEC 60947-7-1 (Cu), UL 1059 (Cu+Al)

IEC	UL	CSA	EN 60079-7
1000	1000		
232	230		
95	AWG 4/0		
			8 kV / 3
			III / V-0

#### Bemessungsanschluss

16...95 / 16...95
4...35 / 4...35
10...70
2.5...25
21 / M12
16 / M8
see appendix at the end of the chapter


**B**

#### Ordering data

Version	
grey	
blue	
red	
black	

#### Note

Type	Qty.	Order No.
WPD 111 1X95/4X35 GY	1	<b>2603790000</b>
WPD 111 1X95/4X35 BL	1	<b>2603800000</b>
WPD 111 1X95/4X35 RD	1	<b>2730310000</b>
WPD 111 1X95/4X35 BK	1	<b>2730320000</b>

#### Accessories

End bracket	
dark beige	
dark beige	




  




Screwdriver	
SET	

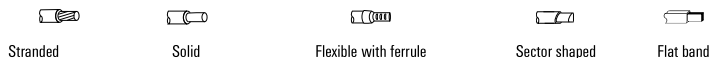
Type	Qty.	Order No.
WEW 35/2	100	<b>1061200000</b>
AEB 35 SC/1	50	<b>1991920000</b>
SDK PZ2 X 100	1	<b>2749450000</b>
SK WSD-S 1,5-10,0	1	<b>9008850000</b>










Conductor connection data according to IEC 60947-7-1








connection point A		
Copper		
1 x 95 mm <sup>2</sup>	 	
95 mm <sup>2</sup>	14 Nm	14 Nm
70 mm <sup>2</sup>		
50 mm <sup>2</sup>		
35 mm <sup>2</sup>		
25 mm <sup>2</sup>		
16 mm <sup>2</sup>		
10 mm <sup>2</sup>		
Stripping lengths	21 mm	
Allen screw	M12	

connection point A		
Copper		
1 x 35 mm <sup>2</sup>	 	
35 mm <sup>2</sup>	6 Nm	6 Nm
25 mm <sup>2</sup>		
16 mm <sup>2</sup>		
10 mm <sup>2</sup>		
6 mm <sup>2</sup>		
4 mm <sup>2</sup>		
2,5 mm <sup>2</sup>		
Stripping lengths	16 mm	
Allen screw	M8	



UL Rating data according to UL 1059

Certificate no. (UR)		XCFR2.E60693			
connection point A					
Input (line)	Copper		Aluminium		
	 		 	 	
AWG 4/0	200 Lb In.	200 Lb In.	200 Lb In.	200 Lb In.	
AWG 3/0					
AWG 2/0					
AWG 1/0					
AWG 1					
AWG 2					
AWG 3					
AWG 4					
AWG 6					
AWG 8					
max. current	230 A	200 A	180 A	155 A	
Voltage size B,C (UR)	1000 V				

connection point 1 / 2 / 3 / 4				
Output	Copper		Aluminium	
	 		 	 
AWG 2	124.8 Lb In.	124.8 Lb In.	124.8 Lb In.	124.8 Lb In.
AWG 3				
AWG 4				
AWG 6				
AWG 8				
AWG 10				
AWG 12				
AWG 14				
max. current	115 A	100 A	90 A	75 A
Voltage size B,C (UR)	1000 V			

