

2392575-1 ✓ ACTIVE

Z-PACK | Z-PACK 2mm HM

TE Internal #: 2392575-1

Z-PACK 2mm HM, Hard Metric Backplane Connectors, PCB Mount

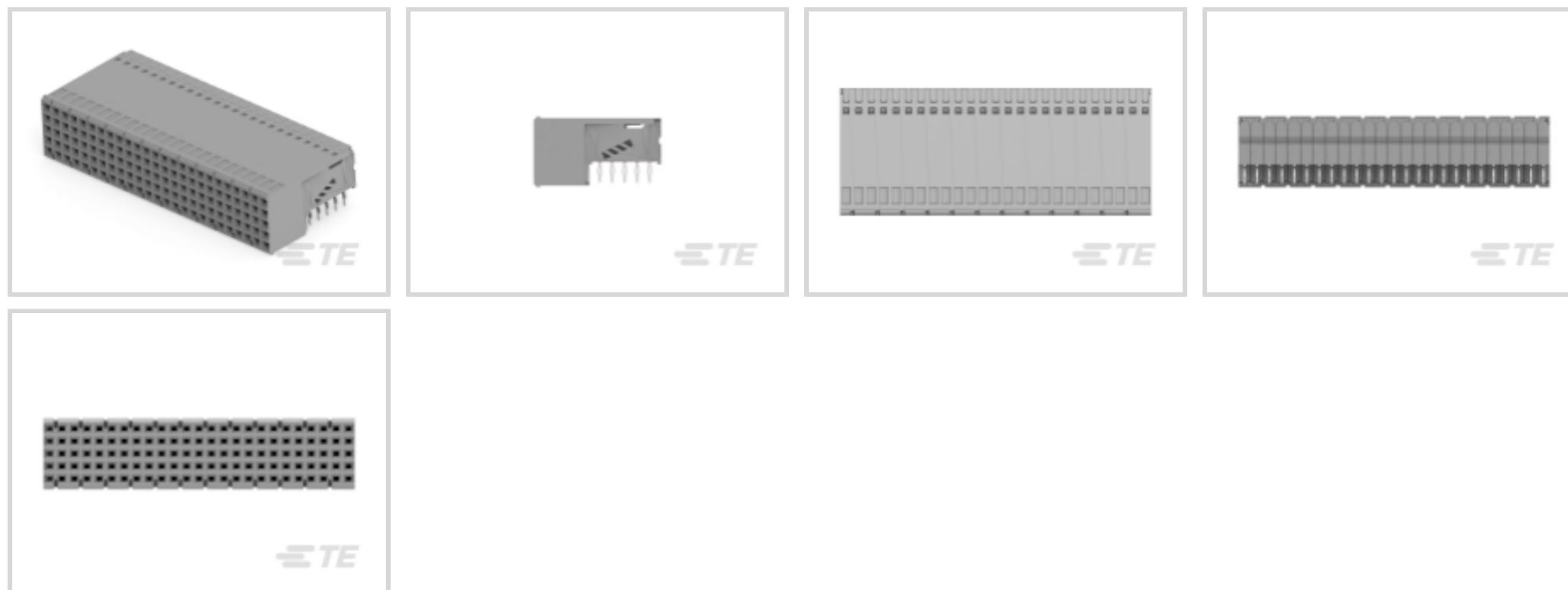
Receptacle, ≤1 Gb/s, 25 Column, 5 Row, Mezzanine, Board-to-

Board, 125 Position

[View on TE.com >](#)



Connectors > PCB Connectors > Backplane Connectors > Hard Metric Connectors



PCB Connector Assembly Type: **PCB Mount Receptacle**

Data Rate: **≤1 Gb/s**

Number of Columns: **25**

Number of Rows: **5**

Backplane Architecture: **Mezzanine**

Features

Product Type Features

| | |
|-----------------------------------|-----------------------|
| Backplane Interface Type | 2mm HM |
| PCB Connector Assembly Type | PCB Mount Receptacle |
| Connector System | Board-to-Board |
| Sealable | No |
| Connector & Contact Terminates To | Printed Circuit Board |

Configuration Features

| | |
|------------------------|---------------|
| Rows Loaded | A, B, C, D, E |
| Number of Columns | 25 |
| Number of Rows | 5 |
| Backplane Architecture | Mezzanine |
| Number of Positions | 125 |
| PCB Mount Orientation | Right Angle |

Signal Characteristics

| | |
|-------------------|----------|
| Crosstalk Version | Standard |
|-------------------|----------|



| | |
|-----------|---------|
| Data Rate | ≤1 Gb/s |
|-----------|---------|

Contact Features

| | |
|--|-------------------|
| Feedthrough Post Length | 3.7 mm |
| Contact Type | Socket |
| Contact Underplating Material | Nickel |
| PCB Contact Termination Area Plating Material | Tin |
| Contact Base Material | Phosphor Bronze |
| CompactPCI Designation | None |
| Contact Mating Area Plating Material | Performance Based |
| Contact Mating Area Plating Material Thickness | 1.27 μm[50 μin] |
| Contact Current Rating (Max) | 1.5 A |

Mechanical Attachment

| | |
|-------------------------|-------------|
| Connector Mounting Type | Board Mount |
|-------------------------|-------------|

Housing Features

| | |
|--------------------|----------------|
| Housing Material | Polyester - GF |
| Centerline (Pitch) | 2 mm[.078 in] |
| Housing Color | Gray |

Dimensions

| | |
|-------------------------|-------|
| Backplane Module Length | 50 mm |
|-------------------------|-------|

Usage Conditions

| | |
|-----------------------------|----------------------------|
| Operating Temperature Range | -55 – 125 °C[-67 – 257 °F] |
|-----------------------------|----------------------------|

Operation/Application

| | |
|---------------------|----------------|
| Shielded | No |
| Circuit Application | Power & Signal |

Industry Standards

| | |
|-------------------------------|----------|
| UL Flammability Rating | UL 94V-0 |
| AdvancedTCA Specified Product | No |

Packaging Features

| | |
|--------------------|------|
| Packaging Quantity | 11 |
| Packaging Method | Tray |

Other



| | |
|---------|--|
| Comment | Connector conforms to all testing according to IEC 61076-4-101, Performance Level 2. |
|---------|--|

Product Compliance

[For compliance documentation, visit the product page on TE.com>](#)

| | |
|---|---|
| EU RoHS Directive 2011/65/EU | Compliant |
| EU ELV Directive 2000/53/EC | Not Yet Reviewed |
| China RoHS 2 Directive MIIT Order No 32, 2016 | No Restricted Materials Above Threshold |
| EU REACH Regulation (EC) No. 1907/2006 | Current ECHA Candidate List: JAN 2022 (223) Candidate List Declared Against: JAN 2022 (223) Does not contain REACH SVHC |
| Halogen Content | Not Low Halogen - contains Br or Cl > 900 ppm. |
| Solder Process Capability | Not reviewed for solder process capability |


Product Compliance Disclaimer

This information is provided based on reasonable inquiry of our suppliers and represents our current actual knowledge based on the information they provided. This information is subject to change. The part numbers that TE has identified as EU RoHS compliant have a maximum concentration of 0.1% by weight in homogenous materials for lead, hexavalent chromium, mercury, PBB, PBDE, DBP, BBP, DEHP, DIBP, and 0.01% for cadmium, or qualify for an exemption to these limits as defined in the Annexes of Directive 2011/65/EU (RoHS2). Finished electrical and electronic equipment products will be CE marked as required by Directive 2011/65/EU. Components may not be CE marked. Additionally, the part numbers that TE has identified as EU ELV compliant have a maximum concentration of 0.1% by weight in homogenous materials for lead, hexavalent chromium, and mercury, and 0.01% for cadmium, or qualify for an exemption to these limits as defined in the Annexes of Directive 2000/53/EC (ELV). Regarding the REACH Regulation, the information TE provides on SVHC in articles for this part number is based on the latest European Chemicals Agency (ECHA) 'Guidance on requirements for substances in articles' posted at this URL: <https://echa.europa.eu/guidance-documents/guidance-on-reach>


Compatible Parts



Also in the Series | Z-PACK 2mm HM




Backplane Coding Keys(60)



Backplane Connector Housings(4)




Backplane Guide Hardware(37)



Backplane Power Connectors(6)




Board-to-Board Connector Contacts(2)



Hard Metric Backplane Connectors (269)



Insertion & Extraction Tools(2)




PCB Connector Covers(4)



PCB Connector Shrouds(39)



PCB Ferrules & Shields(19)



PCB Latches, Locks & Retainers(1)



Rectangular Power Connectors(87)

Documents

Product Drawings

Z-PACK/B25 RAF 125P EON

English

CAD Files

3D PDF

3D

Customer View Model

[ENG_CVM_CVM_2392575-1_1.2d_dxf.zip](#)

English

Customer View Model

[ENG_CVM_CVM_2392575-1_1.3d_igs.zip](#)

English

Customer View Model

[ENG_CVM_CVM_2392575-1_1.3d_stp.zip](#)

English

By downloading the CAD file I accept and agree to the [Terms and Conditions](#) of use.



[Product Specifications](#)

[Application Specification](#)

English