
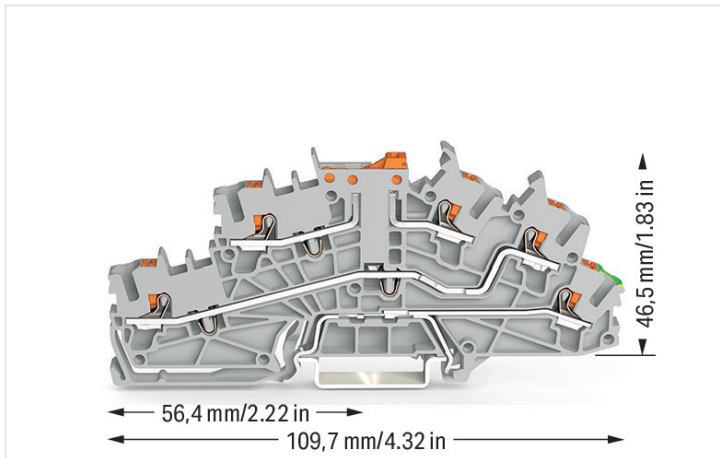


## Data sheet | Item number: 2203-6644

Multilevel installation terminal block; with push-button; 2.5 mm<sup>2</sup>; with pivoting knife disconnect; LTi/L/PE; green-yellow lower deck; Push-in CAGE CLAMP®; 2,50 mm<sup>2</sup>; gray



### Electrical data

#### Ratings per IEC/EN

Ratings (note)	Potential – ground
Nominal voltage (III/3)	250 V
Rated impulse voltage (III/3)	4 kV
Rated current	22 A
Ratings (note) 2	Potential – ground
Rated voltage (III/3) 2	250 V
Rated surge voltage (III/3) 2	4 kV
Rated current 2	27 A
Ratings (note) 3	Potential – potential
Rated voltage (III/3) 3	400 V
Rated surge voltage (III/3) 3	6 kV
Ratings (note) 4	Potential – potential
Rated voltage (III/3) 4	400 V
Rated surge voltage (III/3) 4	6 kV
Legend (ratings)	(III / 3) ≙ Overvoltage category III / Pollution degree 3

#### Power loss

Power loss, per pole (potential)	0.6437 W
Rated current $I_N$ for specified power loss	22 A
Resistance value for specified, current-dependent power loss	0.00133 Ω

### Connection data

Total number of connection points	5
Total number of potentials	3
Number of levels	3

#### Connection 1

Connection technology	Push-in CAGE CLAMP®
Actuation type	Push-in Push-button
Connectable conductor materials	Copper
Nominal cross-section	2.5 mm <sup>2</sup>
Solid conductor	0.25 ... 4 mm <sup>2</sup> / 22 ... 12 AWG
Solid conductor; push-in termination	0.75 ... 4 mm <sup>2</sup> / 18 ... 12 AWG
Fine-stranded conductor	0.25 ... 4 mm <sup>2</sup> / 22 ... 12 AWG
Fine-stranded conductor; with insulated ferrule	0.25 ... 2.5 mm <sup>2</sup> / 22 ... 14 AWG
Fine-stranded conductor; with ferrule; push-in termination	1 ... 2.5 mm <sup>2</sup> / 18 ... 14 AWG

### Connection 1

Note (conductor cross-section)	Depending on the conductor characteristic, a conductor with a smaller cross-section can also be inserted via push-in termination.
Strip length	10 ... 12 mm / 0.39 ... 0.47 inches
Wiring direction	Front-entry wiring

### Physical data

Width	5.2 mm / 0.205 inches
Height	109.7 mm / 4.319 inches
Depth from upper-edge of DIN-rail	46.5 mm / 1.831 inches

### Mechanical data

Potential marking	LTi/L/PE
Mounting type	DIN-35 rail
Marking level	Center/side marking

### Material data

Note (material data)	<a href="#">Information on material data can be found here</a>
Color	gray
Material group	I
Insulation material	Polyamide (PA66)
Flammability class per UL94	V0
Fire load	0.308 MJ
Weight	20.8 g

### Commercial data

PU (SPU)	50 Pieces
Packaging type	Box
Country of origin VKOrg Germany	DE
GTIN	4066966165418
Customs tariff number VKOrg Germany	85369010000

### Approvals and certificates

#### Country specific Approvals



Approval	Standard	Certificate name
CCA DEKRA Certification B.V.	EN 60947	NTR NL 7923
CSA DEKRA Certification B.V.	C22.2	80093552
KEMA/KEUR DEKRA Certification B.V.	EN 60947	71-122696

#### UL-Approvals



Approval	Standard	Certificate name
UR Underwriters Laboratories Inc.	UL 1059	E 45172

**Downloads**

**Environmental Product Compliance**

Compliance Search	
Environmental Product Compliance 2203-6644	↓

**Documentation**

Additional Information	
Technical Section	pdf 2142.18 KB ↓

**1 Compatible products**

**1.1 Required accessories**

**1.1.1 End plate**

**1.1.1.1 End plate**



**Item no.: 2203-6692**  
End and intermediate plate; 0.8 mm thick; orange

**1.2 Optional accessories**

**1.2.1 DIN-rail**

**1.2.1.1 Mounting accessories**



**Item no.: 210-196**  
Aluminum carrier rail; 35 x 8.2 mm; 1.6 mm thick; 2 m long; unslotted; similar to EN 60715; silver-colored



**Item no.: 210-198**  
Copper carrier rail; 35 x 15 mm; 2.3 mm thick; 2 m long; unslotted; according to EN 60715; copper-colored



**Item no.: 210-197**  
Steel carrier rail; 35 x 15 mm; 1.5 mm thick; 2 m long; slotted; similar to EN 60715; silver-colored



**Item no.: 210-114**  
Steel carrier rail; 35 x 15 mm; 1.5 mm thick; 2 m long; unslotted; similar to EN 60715; silver-colored



**Item no.: 210-118**  
Steel carrier rail; 35 x 15 mm; 2.3 mm thick; 2 m long; unslotted; according to EN 60715; silver-colored



**Item no.: 210-115**  
Steel carrier rail; 35 x 7.5 mm; 1 mm thick; 2 m long; slotted; according to EN 60715; "Hole width 18 mm; silver-colored



**Item no.: 210-112**  
Steel carrier rail; 35 x 7.5 mm; 1 mm thick; 2 m long; slotted; according to EN 60715; "Hole width 25 mm; silver-colored



**Item no.: 210-113**  
Steel carrier rail; 35 x 7.5 mm; 1 mm thick; 2 m long; unslotted; according to EN 60715; silver-colored

**1.2.2 Ferrule**

**1.2.2.1 Ferrule**



**Item no.: 216-241**  
Ferrule; Sleeve for 0.5 mm<sup>2</sup> / 20 AWG; insulated; electro-tin plated; electrolytic copper; gastight crimped; acc. to DIN 46228, Part 4/09.90; white



**Item no.: 216-242**  
Ferrule; Sleeve for 0.75 mm<sup>2</sup> / 18 AWG; insulated; electro-tin plated; electrolytic copper; gastight crimped; acc. to DIN 46228, Part 4/09.90; gray



**Item no.: 216-262**  
Ferrule; Sleeve for 0.75 mm<sup>2</sup> / 18 AWG; insulated; electro-tin plated; electrolytic copper; gastight crimped; acc. to DIN 46228, Part 4/09.90; gray



**Item no.: 216-243**  
Ferrule; Sleeve for 1 mm<sup>2</sup> / AWG 18; insulated; electro-tin plated; electrolytic copper; gastight crimped; acc. to DIN 46228, Part 4/09.90; red

### 1.2.2.1 Ferrule



**Item no.: 216-263**  
 Ferrule; Sleeve for 1 mm<sup>2</sup> / AWG 18; insulated; electro-tin plated; electrolytic copper; gastight crimped; acc. to DIN 46228, Part 4/09.90; red

**Item no.: 216-244**  
 Ferrule; Sleeve for 1.5 mm<sup>2</sup> / AWG 16; insulated; electro-tin plated; electrolytic copper; gastight crimped; acc. to DIN 46228, Part 4/09.90; black

**Item no.: 216-264**  
 Ferrule; Sleeve for 1.5 mm<sup>2</sup> / AWG 16; insulated; electro-tin plated; electrolytic copper; gastight crimped; acc. to DIN 46228, Part 4/09.90; black

**Item no.: 216-246**  
 Ferrule; Sleeve for 2.5 mm<sup>2</sup> / AWG 14; insulated; electro-tin plated; electrolytic copper; gastight crimped; acc. to DIN 46228, Part 4/09.90; blue



**Item no.: 216-266**  
 Ferrule; Sleeve for 2.5 mm<sup>2</sup> / AWG 14; insulated; electro-tin plated; electrolytic copper; gastight crimped; acc. to DIN 46228, Part 4/09.90; blue

### 1.2.3 Installation

#### 1.2.3.1 Mounting accessories



**Item no.: 2009-304**  
 Busbar carrier; not suitable for use as end stop; for DIN 35 rail; 1.5 mm thick; blue

**Item no.: 2009-305**  
 Busbar carrier; with end stop function and detachable separator plate; for DIN 35 rail; 7.5 mm thick; blue

**Item no.: 709-169**  
 Cover carrier; Type 3; gray

**Item no.: 709-156**  
 Cover; Type 3; suitable for cover carrier, type 3; 1 m long; transparent

### 1.2.4 Insulation stop

#### 1.2.4.1 Insulation stop



**Item no.: 2002-171**  
 Insulation stop; 0.25 - 0.5 mm<sup>2</sup>; 5 pieces/strip; light gray

**Item no.: 2002-172**  
 Insulation stop; 0.75 - 1 mm<sup>2</sup>; 5 pieces/strip; dark gray

### 1.2.5 Jumper

#### 1.2.5.1 Jumper



**Item no.: 2002-400**  
 Continuous jumper; 2-way; insulated; light gray

**Item no.: 2002-423/000-006**  
 Continuous jumper; from 1 to 3; insulated; blue

**Item no.: 2002-423**  
 Continuous jumper; from 1 to 3; insulated; light gray

**Item no.: 2002-423/000-005**  
 Continuous jumper; from 1 to 3; insulated; red



**Item no.: 2002-406/020-000**  
 Delta jumper; insulated; light gray

**Item no.: 2002-410/000-006**  
 Jumper; 10-way; insulated; blue

**Item no.: 2002-410**  
 Jumper; 10-way; insulated; light gray

**Item no.: 2002-410/000-005**  
 Jumper; 10-way; insulated; red



**Item no.: 2002-402/000-006**  
 Jumper; 2-way; insulated; blue

**Item no.: 2002-402**  
 Jumper; 2-way; insulated; light gray

**Item no.: 2002-402/000-005**  
 Jumper; 2-way; insulated; red

**Item no.: 2002-403/000-006**  
 Jumper; 3-way; insulated; blue



**Item no.: 2002-403**  
 Jumper; 3-way; insulated; light gray

**Item no.: 2002-403/000-005**  
 Jumper; 3-way; insulated; red

**Item no.: 2002-404/000-006**  
 Jumper; 4-way; insulated; blue

**Item no.: 2002-404**  
 Jumper; 4-way; insulated; light gray



**Item no.: 2002-404/000-005**  
 Jumper; 4-way; insulated; red

**Item no.: 2002-405/000-006**  
 Jumper; 5-way; insulated; blue

**Item no.: 2002-405**  
 Jumper; 5-way; insulated; light gray




**Item no.: 2002-405/000-005**  
 Jumper; 5-way; insulated; red

1.2.5.1 Jumper






























 <b>Item no.: 2002-406/000-006</b> Jumper; 6-way; insulated; blue	 <b>Item no.: 2002-406</b> Jumper; 6-way; insulated; light gray	 <b>Item no.: 2002-406/000-005</b> Jumper; 6-way; insulated; red	 <b>Item no.: 2002-407/000-006</b> Jumper; 7-way; insulated; blue
 <b>Item no.: 2002-407</b> Jumper; 7-way; insulated; light gray	 <b>Item no.: 2002-407/000-005</b> Jumper; 7-way; insulated; red	 <b>Item no.: 2002-408/000-006</b> Jumper; 8-way; insulated; blue	 <b>Item no.: 2002-408</b> Jumper; 8-way; insulated; light gray
 <b>Item no.: 2002-408/000-005</b> Jumper; 8-way; insulated; red	 <b>Item no.: 2002-409/000-006</b> Jumper; 9-way; insulated; blue	 <b>Item no.: 2002-409</b> Jumper; 9-way; insulated; light gray	 <b>Item no.: 2002-409/000-005</b> Jumper; 9-way; insulated; red
 <b>Item no.: 2002-440</b> Jumper; from 1 to 10; insulated; light gray	 <b>Item no.: 2002-433</b> Jumper; from 1 to 3; insulated; light gray	 <b>Item no.: 2002-434</b> Jumper; from 1 to 4; insulated; light gray	 <b>Item no.: 2002-435</b> Jumper; from 1 to 5; insulated; light gray
 <b>Item no.: 2002-436</b> Jumper; from 1 to 6; insulated; light gray	 <b>Item no.: 2002-437</b> Jumper; from 1 to 7; insulated; light gray	 <b>Item no.: 2002-438</b> Jumper; from 1 to 8; insulated; light gray	 <b>Item no.: 2002-439</b> Jumper; from 1 to 9; insulated; light gray
 <b>Item no.: 2002-480</b> Staggered jumper; 10-way; insulated; light gray	 <b>Item no.: 2002-481</b> Staggered jumper; 11-way; insulated; light gray	 <b>Item no.: 2002-482</b> Staggered jumper; 12-way; insulated; light gray	 <b>Item no.: 2002-473/011-000</b> Staggered jumper; 2-way; from 1 to 3; insulated; light gray
 <b>Item no.: 2002-472</b> Staggered jumper; 2-way; insulated; light gray	 <b>Item no.: 2002-473</b> Staggered jumper; 3-way; insulated; light gray	 <b>Item no.: 2002-475/011-000</b> Staggered jumper; 3-way; insulated; light gray	 <b>Item no.: 2002-474</b> Staggered jumper; 4-way; insulated; light gray
 <b>Item no.: 2002-475</b> Staggered jumper; 5-way; insulated; light gray	 <b>Item no.: 2002-476</b> Staggered jumper; 6-way; insulated; light gray	 <b>Item no.: 2002-477</b> Staggered jumper; 7-way; insulated; light gray	 <b>Item no.: 2002-478</b> Staggered jumper; 8-way; insulated; light gray
 <b>Item no.: 2002-479</b> Staggered jumper; 9-way; insulated; light gray	 <b>Item no.: 2002-477/011-000</b> Staggered jumper; insulated; light gray	 <b>Item no.: 2002-479/011-000</b> Staggered jumper; insulated; light gray	 <b>Item no.: 2002-481/011-000</b> Staggered jumper; insulated; light gray
 <b>Item no.: 2002-405/011-000</b> Star point jumper; 3-way; insulated; light gray	 <b>Item no.: 210-103</b> Wire commoning chain; insulated; black	 <b>Item no.: 210-123</b> Wire commoning chain; insulated; blue	

1.2.6 Marking

1.2.6.1 Group marker carrier

 <b>Item no.: 2009-191</b> Group marker carrier; gray	 <b>Item no.: 2009-192</b> Group marker carrier; gray	 <b>Item no.: 2009-193</b> Group marker carrier; gray
--	--	--

1.2.6.2 Marker

<p><b>Item no.: 2009-145/000-006</b> Mini-WSB Inline; for Smart Printer; 1700 pieces on roll; stretchable 5 - 5.2 mm; plain; snap-on type; blue</p> 	<p><b>Item no.: 2009-145/000-007</b> Mini-WSB Inline; for Smart Printer; 1700 pieces on roll; stretchable 5 - 5.2 mm; plain; snap-on type; gray</p> 	<p><b>Item no.: 2009-145/000-023</b> Mini-WSB Inline; for Smart Printer; 1700 pieces on roll; stretchable 5 - 5.2 mm; plain; snap-on type; green</p> 	<p><b>Item no.: 2009-145/000-012</b> Mini-WSB Inline; for Smart Printer; 1700 pieces on roll; stretchable 5 - 5.2 mm; plain; snap-on type; orange</p> 
<p><b>Item no.: 2009-145/000-005</b> Mini-WSB Inline; for Smart Printer; 1700 pieces on roll; stretchable 5 - 5.2 mm; plain; snap-on type; red</p> 	<p><b>Item no.: 2009-145/000-024</b> Mini-WSB Inline; for Smart Printer; 1700 pieces on roll; stretchable 5 - 5.2 mm; plain; snap-on type; violet</p> 	<p><b>Item no.: 2009-145</b> Mini-WSB Inline; for Smart Printer; 1700 pieces on roll; stretchable 5 - 5.2 mm; plain; snap-on type; white</p> 	<p><b>Item no.: 2009-145/000-002</b> Mini-WSB Inline; for Smart Printer; 1700 pieces on roll; stretchable 5 - 5.2 mm; plain; snap-on type; yellow</p> 
<p><b>Item no.: 248-501/000-006</b> Mini-WSB marking card; as card; not stretchable; plain; snap-on type; blue</p> 	<p><b>Item no.: 248-501/000-007</b> Mini-WSB marking card; as card; not stretchable; plain; snap-on type; gray</p> 	<p><b>Item no.: 248-501/000-023</b> Mini-WSB marking card; as card; not stretchable; plain; snap-on type; green</p> 	<p><b>Item no.: 248-501/000-017</b> Mini-WSB marking card; as card; not stretchable; plain; snap-on type; light green</p> 
<p><b>Item no.: 248-501/000-012</b> Mini-WSB marking card; as card; not stretchable; plain; snap-on type; orange</p> 	<p><b>Item no.: 248-501/000-005</b> Mini-WSB marking card; as card; not stretchable; plain; snap-on type; red</p> 	<p><b>Item no.: 248-501/000-024</b> Mini-WSB marking card; as card; not stretchable; plain; snap-on type; violet</p> 	<p><b>Item no.: 248-501</b> Mini-WSB marking card; as card; not stretchable; plain; snap-on type; white</p> 
<p><b>Item no.: 248-501/000-002</b> Mini-WSB marking card; as card; not stretchable; plain; snap-on type; yellow</p> 	<p><b>Item no.: 793-5501/000-006</b> WMB marking card; as card; for terminal block width 5 - 17.5 mm; stretchable 5 - 5.2 mm; plain; snap-on type; blue</p> 	<p><b>Item no.: 793-5501/000-014</b> WMB marking card; as card; for terminal block width 5 - 17.5 mm; stretchable 5 - 5.2 mm; plain; snap-on type; brown</p> 	<p><b>Item no.: 793-5501/000-007</b> WMB marking card; as card; for terminal block width 5 - 17.5 mm; stretchable 5 - 5.2 mm; plain; snap-on type; gray</p> 
<p><b>Item no.: 793-5501/000-023</b> WMB marking card; as card; for terminal block width 5 - 17.5 mm; stretchable 5 - 5.2 mm; plain; snap-on type; green</p> 	<p><b>Item no.: 793-5501/000-017</b> WMB marking card; as card; for terminal block width 5 - 17.5 mm; stretchable 5 - 5.2 mm; plain; snap-on type; light green</p> 	<p><b>Item no.: 793-5501/000-012</b> WMB marking card; as card; for terminal block width 5 - 17.5 mm; stretchable 5 - 5.2 mm; plain; snap-on type; orange</p> 	<p><b>Item no.: 793-5501/000-005</b> WMB marking card; as card; for terminal block width 5 - 17.5 mm; stretchable 5 - 5.2 mm; plain; snap-on type; red</p> 
<p><b>Item no.: 793-5501/000-024</b> WMB marking card; as card; for terminal block width 5 - 17.5 mm; stretchable 5 - 5.2 mm; plain; snap-on type; violet</p> 	<p><b>Item no.: 793-5501</b> WMB marking card; as card; for terminal block width 5 - 17.5 mm; stretchable 5 - 5.2 mm; plain; snap-on type; white</p> 	<p><b>Item no.: 793-5501/000-002</b> WMB marking card; as card; for terminal block width 5 - 17.5 mm; stretchable 5 - 5.2 mm; plain; snap-on type; yellow</p> 	<p><b>Item no.: 793-501/000-006</b> WMB marking card; as card; not stretchable; plain; snap-on type; blue</p> 
<p><b>Item no.: 793-501/000-007</b> WMB marking card; as card; not stretchable; plain; snap-on type; gray</p> 	<p><b>Item no.: 793-501/000-023</b> WMB marking card; as card; not stretchable; plain; snap-on type; green</p> 	<p><b>Item no.: 793-501/000-017</b> WMB marking card; as card; not stretchable; plain; snap-on type; light green</p> 	<p><b>Item no.: 793-501/000-012</b> WMB marking card; as card; not stretchable; plain; snap-on type; orange</p> 
<p><b>Item no.: 793-501/000-005</b> WMB marking card; as card; not stretchable; plain; snap-on type; red</p> 	<p><b>Item no.: 793-501/000-024</b> WMB marking card; as card; not stretchable; plain; snap-on type; violet</p> 	<p><b>Item no.: 793-501</b> WMB marking card; as card; not stretchable; plain; snap-on type; white</p> 	<p><b>Item no.: 793-501/000-002</b> WMB marking card; as card; not stretchable; plain; snap-on type; yellow</p> 
<p><b>Item no.: 2009-115/000-006</b> WMB-Inline; for Smart Printer; 1500 pieces on roll; stretchable 5 - 5.2 mm; plain; snap-on type; blue</p> 	<p><b>Item no.: 2009-115/000-007</b> WMB-Inline; for Smart Printer; 1500 pieces on roll; stretchable 5 - 5.2 mm; plain; snap-on type; gray</p> 	<p><b>Item no.: 2009-115/000-023</b> WMB-Inline; for Smart Printer; 1500 pieces on roll; stretchable 5 - 5.2 mm; plain; snap-on type; green</p> 	<p><b>Item no.: 2009-115/000-017</b> WMB-Inline; for Smart Printer; 1500 pieces on roll; stretchable 5 - 5.2 mm; plain; snap-on type; light green</p> 
<p><b>Item no.: 2009-115/000-012</b> WMB-Inline; for Smart Printer; 1500 pieces on roll; stretchable 5 - 5.2 mm; plain; snap-on type; orange</p> 	<p><b>Item no.: 2009-115/000-005</b> WMB-Inline; for Smart Printer; 1500 pieces on roll; stretchable 5 - 5.2 mm; plain; snap-on type; red</p> 	<p><b>Item no.: 2009-115/000-024</b> WMB-Inline; for Smart Printer; 1500 pieces on roll; stretchable 5 - 5.2 mm; plain; snap-on type; violet</p> 	<p><b>Item no.: 2009-115</b> WMB-Inline; for Smart Printer; 1500 pieces on roll; stretchable 5 - 5.2 mm; plain; snap-on type; white</p> 
<p><b>Item no.: 2009-115/000-002</b> WMB-Inline; for Smart Printer; 1500 pieces on roll; stretchable 5 - 5.2 mm; plain; snap-on type; yellow</p> 			

### 1.2.6.3 Marker carrier



**Item no.: 2009-198**

Adaptor; gray

### 1.2.6.4 Marking strip



**Item no.: 2009-110**

Marking strips; for Smart Printer; on reel; not stretchable; plain; snap-on type; white

## 1.2.7 Push-in type wire jumper

### 1.2.7.1 Jumper



**Item no.: 2009-414**

Push-in type wire jumper; 1.5 mm<sup>2</sup>; insulated; 110 mm long; black



**Item no.: 2009-414/000-005**

Push-in type wire jumper; 1.5 mm<sup>2</sup>; insulated; 110 mm long; black



**Item no.: 2009-416**

Push-in type wire jumper; 1.5 mm<sup>2</sup>; insulated; 250 mm long; black



**Item no.: 2009-414/000-006**

Push-in type wire jumper; insulated; 110 mm long; black



**Item no.: 2009-412**

Push-in type wire jumper; insulated; 60 mm long; black

## 1.2.8 Test and measurement

### 1.2.8.1 Testing accessories



**Item no.: 2003-499**

Test plug adapter N/L; for 2003-6641 and 2003-6640 Multilevel Installation Terminal Blocks; for vertical test slot; 2-pole; gray



**Item no.: 2003-500**

Test plug adapter N; for 2003-6641 and 2003-6640 Multilevel Installation Terminal Blocks; for vertical test slot; 1-pole; gray



**Item no.: 2009-174**

Test plug adapter; for 4 mm Ø test plugs; for testing TOPJOB®S rail-mounted terminal blocks; gray



**Item no.: 210-136**

Test plug; 2 mm Ø; with 500 mm cable; red



**Item no.: 2009-182**

Testing tap; for max. 2.5 mm<sup>2</sup>; tool-free connection for individual test wires 0.08 - 2.5 mm; gray

## 1.2.9 Tool

### 1.2.9.1 Operating tool



**Item no.: 210-658**

Operating tool; Blade: 3.5 x 0.5 mm; with a partially insulated shaft; angled; short; multicoloured



**Item no.: 210-720**

Operating tool; Blade: 3.5 x 0.5 mm; with a partially insulated shaft; multicoloured



**Item no.: 2009-309**

Operating tool; Blades: 3.5 x 0.5 mm and 2.5 x 0.4 mm; for TOPJOB®S installation terminal blocks



**Item no.: 2009-310**

Operating tool; Blades: 3.5 x 0.5 mm and 5.5 x 0.8 mm; for TOPJOB®S installation terminal blocks; green

## Installation notes

### Conductor termination



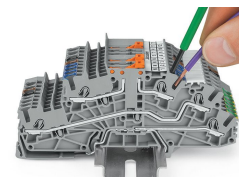
All conductor types at a glance



Conductor termination



Inserting a conductor via push-in termination.  
Solid conductors with cross-sections from either one size above, or up to two sizes below, the rated cross-section can be simply pushed in – no tools needed.




Inserting a conductor via operating tool.  
Connecting fine-stranded conductors without ferrules, or small cross-sectional conductors that cannot be pushed in, is performed similarly to the original CAGE CLAMP® – just use an operating tool.

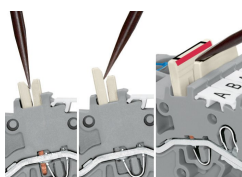


Pivoting a knife disconnect.


### Commoning




Commoning two potentials in one single jumper slot via extremely slim staggered jumpers.



Removing a staggered jumper: Insert the operating tool between the staggered jumpers, then lift up the jumper.



The 1-to-3 adjacent jumper for continuous commoning enables every other terminal block to be commoned. For example, positive and negative potentials can be accommodated alongside each other.



Adjacent Jumpers for Continuous Commoning (2002-400)

### Testing



Testing