

BVA

Electro-Mechanical Preset Counters



The BVA is a 5 digit preset counter loaded with features never before offered. The BVA has 2 registers. One shows the set point continuously. The other totalizes the incoming pulses. At coincidence, a 5 Amp form C relay transfers. The totalizer meanwhile continues adding any incoming pulses to the total providing an accurate tally of overrun. One hand sets the BVA. Simply push the conveniently located set buttons and change the preset register. All standard voltages are available in a 50 x 50 mm rugged plastic case.

Key Features

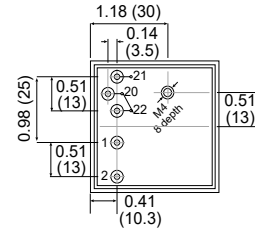
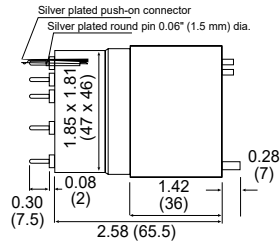
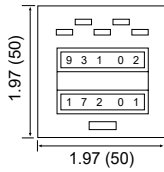
- For counting and controlling industrial processes and production quantities.
- High noise immunity while displaying number of items and preset number even if power is lost.
- 5 Large Digits
- Visible Setpoint Number
- Counts Up With Output at Preset
- 5 Amp, Form C Switch
- Many Voltages Available
- Rugged Case (50 x 50 mm)

Count Input

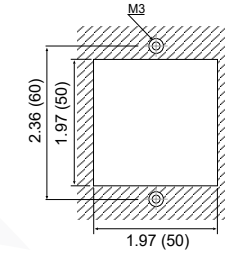
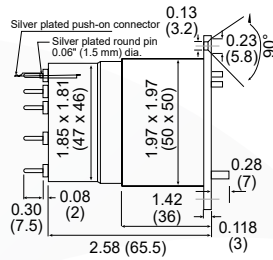
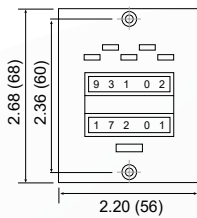
Voltage	Max. CPS	Min. Pulse Duration	Min Pulse Interval	Pulse Ratio	On Time	Power Consumption
DC	25/s	24ms	16ms	3:2	100%	3W
AC	10/s	50.0ms	50.0ms	1:1	100%	2.2VA

Dimensions

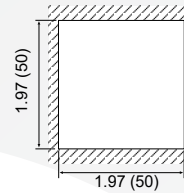
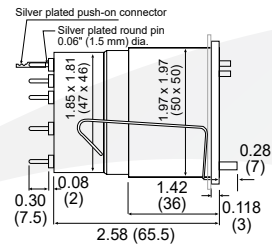
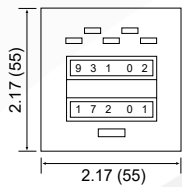
0 Mounting Style:



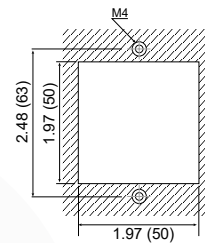
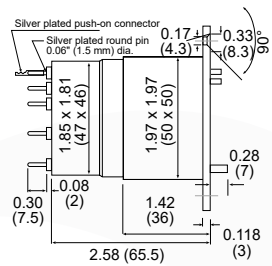
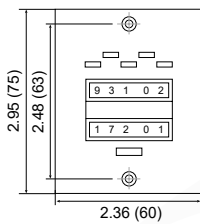
1 Mounting Style:



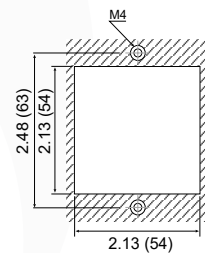
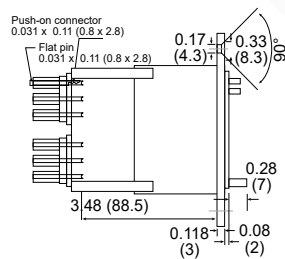
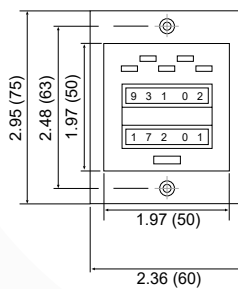
2 Mounting Style:



3 Mounting Style:



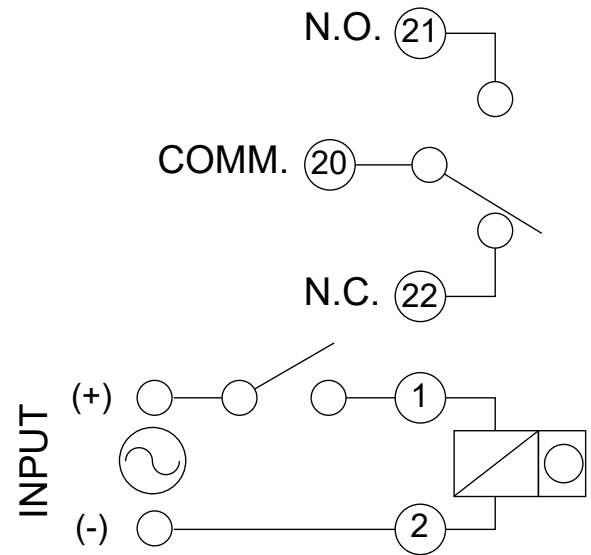
F2B Option:



Specifications

Digits	5 digits, 0.195" high
Preset Register	Yellow numbers on black
Totalizing Register	White numbers on black
Termination	Push on connectors (supplied).
Voltages	24VDC ±10% 110VAC ±15%
Switching	Form C contacts transfer after the total count reaches the final half step of the preset number. Switch remains transferred until reset. Totalizing may continue without effect
AC Load Max	250VAC = 5 Amps
DC Load Max	24VDC = 2 Amps 60VDC = .7 Amps 110VDC = .4 Amps 220VDC = .2 Amps
	Arc suppression recommended for inductive loads
Temperature	- 10°C to 60°C (+14°F to 140°F) standard

Wiring Diagram



Part Number Ordering Chart

Example:

BVA15 1 1 24 VDC 25 CPS

Series
BVA15

Mounting
0 Rear stud mount
1 Screw panel
2 Spring clip
3 Large screw panel

Reset
1 Manual push button

Voltages (specify)
24 VDC
110 VAC

Count Speeds (specify)
25 CPS DC
10 CPS AC

