



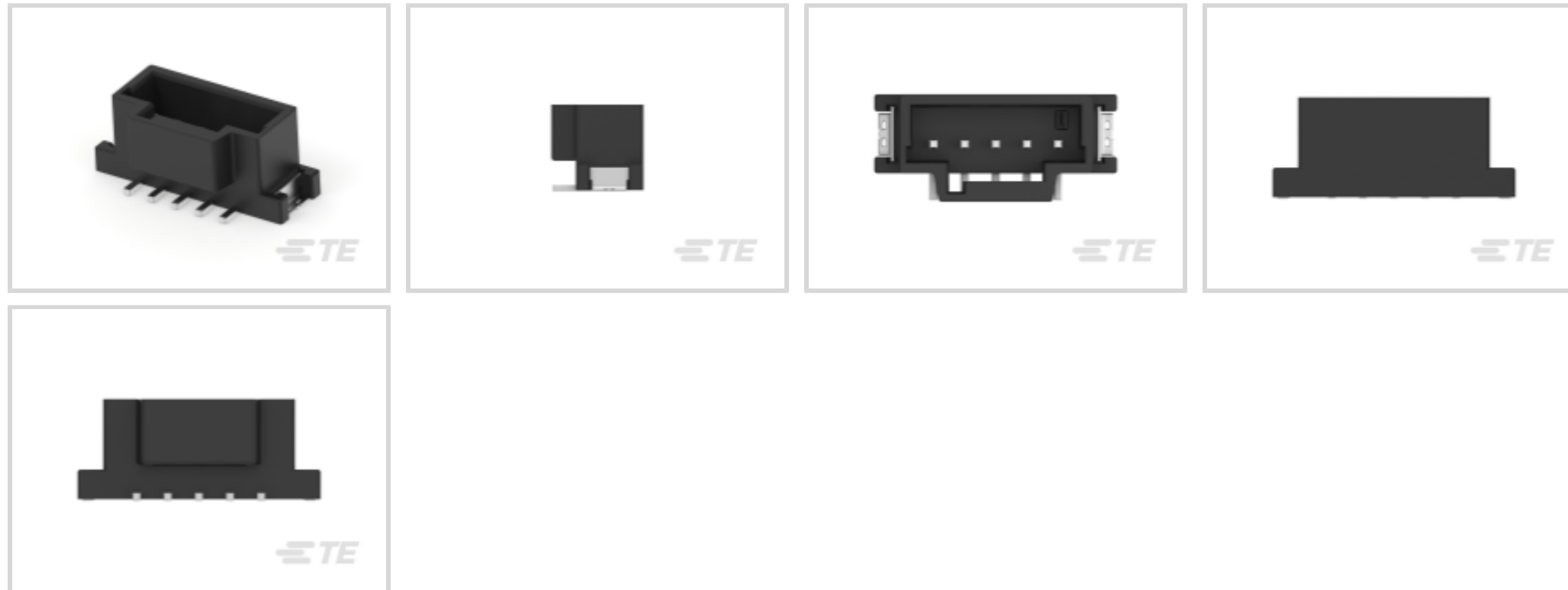
**GRACE INERTIA 2.0**

TE Internal #: 4-2232829-5

PCB Mount Header, Vertical, Wire-to-Board, 5 Position, .079 in [2 mm] Centerline, Fully Shrouded, Tin, Surface Mount, Sealable, GRACE INERTIA 2.0

[View on TE.com >](#)

Connectors > PCB Connectors > PCB Headers & Receptacles



Connector System: **Wire-to-Board**

Number of Positions: **5**

Number of Rows: **1**

Centerline (Pitch): **2 mm [ .079 in ]**

PCB Mount Orientation: **Vertical**

**Features**

**Product Type Features**

Connector System	Wire-to-Board
Header Type	Fully Shrouded
Sealable	Yes
Connector & Contact Terminates To	Printed Circuit Board
PCB Connector Assembly Type	PCB Mount Header

**Configuration Features**

Number of Positions	5
Number of Rows	1
PCB Mount Orientation	Vertical

**Electrical Characteristics**

Operating Voltage	50 VAC
-------------------	--------

**Body Features**

Connector Profile	Standard
Connector Code	B



Primary Product Color	Black
-----------------------	-------

### Contact Features

Mating Square Post Dimension	.5 mm[.02 in]
Contact Mating Area Plating Material Thickness	2 $\mu$ m[80 $\mu$ in]
Contact Mating Area Plating Material Finish	Bright
PCB Contact Termination Area Plating Material	Tin
Contact Mating Area Plating Material	Tin
Contact Type	Pin
Contact Current Rating (Max)	2 A

### Termination Features

Square Termination Post & Tail Dimension	.5 mm[.02 in]
Termination Method to Printed Circuit Board	Surface Mount

### Mechanical Attachment

Mating Alignment Type	Keyed
Mating Retention	With
PCB Mount Retention Type	Kinked Legs
Connector Mounting Type	Board Mount
Mating Alignment	With
PCB Mount Retention	With

### Housing Features

Housing Material	Polyamide - GF
Centerline (Pitch)	2 mm[.079 in]

### Dimensions

PCB Thickness (Recommended)	1.6 mm[.063 in]
-----------------------------	-----------------

### Usage Conditions

Operating Temperature Range	-40 – 105 °C[-40 – 221 °F]
-----------------------------	----------------------------

### Operation/Application

Shielded	No
Circuit Application	Signal

### Industry Standards

Glow Wire Rating	Glow Wire
------------------	-----------



Agency/Standard	VDE
Approved Standards	UL E28476
UL Flammability Rating	UL 94V-0

### Packaging Features

Packaging Type	Tape & Reel
----------------	-------------

### Product Compliance

[For compliance documentation, visit the product page on TE.com>](#)

EU RoHS Directive 2011/65/EU	Compliant
EU ELV Directive 2000/53/EC	Compliant
China RoHS 2 Directive MIIT Order No 32, 2016	No Restricted Materials Above Threshold
EU REACH Regulation (EC) No. 1907/2006	Current ECHA Candidate List: JUNE 2022 (224) Candidate List Declared Against: JAN 2021 (211) SVHC > Threshold: Not Yet Reviewed
Halogen Content	Low Halogen - Br, Cl, F, I < 900 ppm per homogenous material. Also BFR/CFR/PVC Free
Solder Process Capability	Not reviewed for solder process capability

#### Product Compliance Disclaimer

This information is provided based on reasonable inquiry of our suppliers and represents our current actual knowledge based on the information they provided. This information is subject to change. The part numbers that TE has identified as EU RoHS compliant have a maximum concentration of 0.1% by weight in homogenous materials for lead, hexavalent chromium, mercury, PBB, PBDE, DBP, BBP, DEHP, DIBP, and 0.01% for cadmium, or qualify for an exemption to these limits as defined in the Annexes of Directive 2011/65/EU (RoHS2). Finished electrical and electronic equipment products will be CE marked as required by Directive 2011/65/EU. Components may not be CE marked. Additionally, the part numbers that TE has identified as EU ELV compliant have a maximum concentration of 0.1% by weight in homogenous materials for lead, hexavalent chromium, and mercury, and 0.01% for cadmium, or qualify for an exemption to these limits as defined in the Annexes of Directive 2000/53/EC (ELV). Regarding the REACH Regulation, the information TE provides on SVHC in articles for this part number is based on the latest European Chemicals Agency (ECHA) 'Guidance on requirements for substances in articles' posted at this URL: <https://echa.europa.eu/guidance-documents/guidance-on-reach>

### Compatible Parts




TE Part # 1-2232829-2  
SGI2.0 HEADER ASSEMBLY SMT 2P,  
KEY A,NTL



TE Part # 1-2232829-5  
SGI2.0 HEADER ASSEMBLY SMT 5P,  
KEY A,NTL



TE Part # 4-2232829-2  
SGI2.0 HEADER ASSEMBLY SMT 2P,  
KEY B,BLK



TE Part # 4-2232829-3  
SGI2.0 HEADER ASSEMBLY SMT 3P,  
KEY B,BLK



TE Part # 4-2232829-4  
SGI2.0 HEADER ASSEMBLY SMT 4P,  
KEY B,BLK



TE Part # 4-2232829-6  
SGI2.0 HEADER ASSEMBLY SMT 6P,  
KEY B,BLK



TE Part # 4-2232829-7  
SGI2.0 HEADER ASSEMBLY SMT 7P,  
KEY B,BLK



TE Part # 4-2232829-8  
SGI2.0 HEADER ASSEMBLY SMT 8P,  
KEY B,BLK



TE Part # 4-2232829-9  
SGI2.0 HEADER ASSEMBLY SMT 9P,  
KEY B,BLK




TE Part # 5-2232829-0  
SGI2.0 HEADER ASSEMBLY SMT 10P,  
KEY B,BLK


Also in the Series | **GRACE INERTIA 2.0**




PCB Headers & Receptacles(70)




Rectangular Connector Housings(20)



Standard Rectangular Connectors(18)




Wire-to-Board Connector Assemblies  
& Housings(1)



Wire-to-Board Connector Contacts(3)

Customers Also Bought



## Documents

### CAD Files

#### 3D PDF

3D

#### Customer View Model

[ENG\\_CVM\\_CVM\\_4-2232829-5\\_A.2d\\_dxf.zip](#)

English

#### Customer View Model

[ENG\\_CVM\\_CVM\\_4-2232829-5\\_A.3d\\_igs.zip](#)

English

#### Customer View Model

[ENG\\_CVM\\_CVM\\_4-2232829-5\\_A.3d\\_stp.zip](#)

English

By downloading the CAD file I accept and agree to the [Terms and Conditions](#) of use.

### Product Specifications

#### Application Specification

English

### Product Environmental Compliance

#### Product Compliance

English

#### Product Compliance

English

### Agency Approvals

#### VDE Certificate

English

4-2232829-5

PCB Mount Header, Vertical, Wire-to-Board, 5 Position, .079 in [2 mm] Centerline,  
Fully Shrouded, Tin, Surface Mount, Sealable, GRACE INERTIA 2.0

