

4-2232826-6 ✓ ACTIVE



GRACE INERTIA 2.0

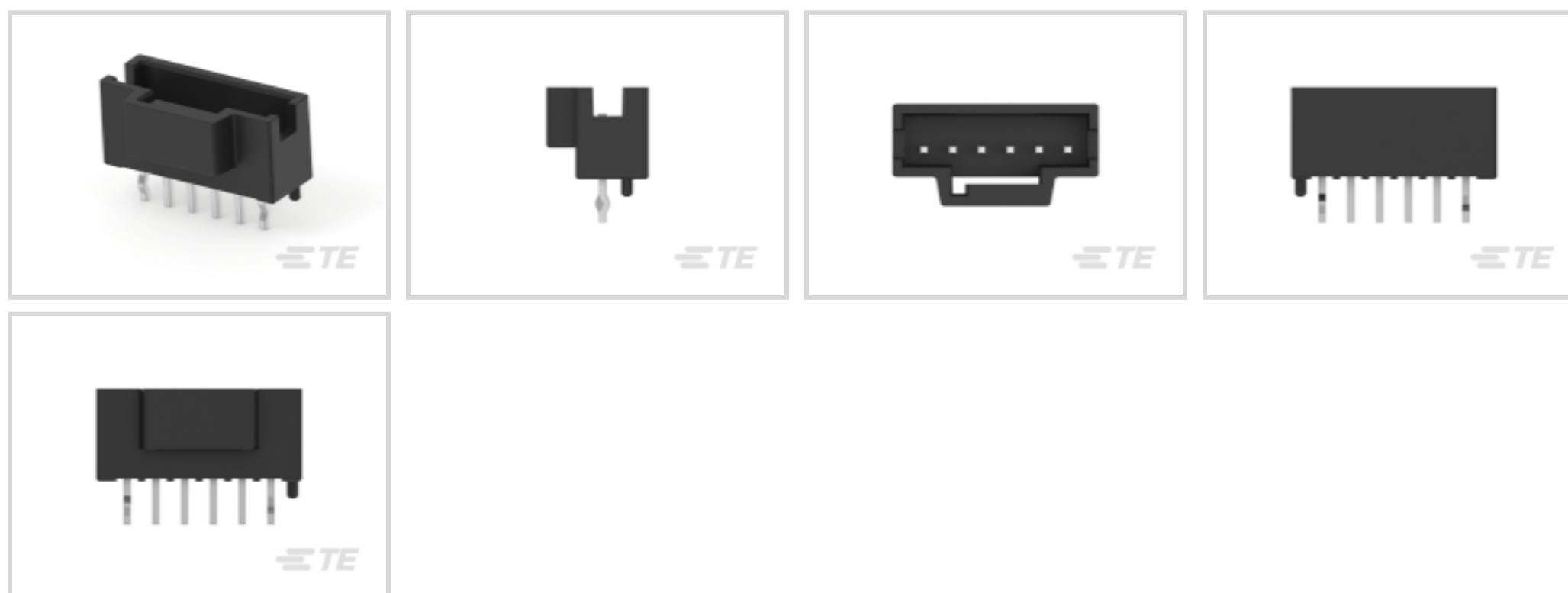
TE Internal #: 4-2232826-6

PCB Mount Header, Vertical, Wire-to-Board, 6 Position, .079 in [2 mm] Centerline, Fully Shrouded, Tin, Through Hole - Solder,

GRACE INERTIA 2.0

[View on TE.com >](#)

Connectors > PCB Connectors > PCB Headers & Receptacles



Connector System: **Wire-to-Board**

Number of Positions: **6**

Number of Rows: **1**

Centerline (Pitch): **2 mm [.079 in]**

PCB Mount Orientation: **Vertical**

Features

Product Type Features

Connector System	Wire-to-Board
Header Type	Fully Shrouded
Sealable	No
Connector & Contact Terminates To	Printed Circuit Board
PCB Connector Assembly Type	PCB Mount Header

Configuration Features

Number of Positions	6
Number of Rows	1
PCB Mount Orientation	Vertical

Electrical Characteristics

Operating Voltage	50 VAC
-------------------	--------

Body Features

Connector Profile	Standard
Connector Code	B



Primary Product Color	Black
-----------------------	-------

Contact Features

Mating Square Post Dimension	.5 mm[.02 in]
Contact Mating Area Plating Material Thickness	2 μ m[80 μ in]
Contact Mating Area Plating Material Finish	Bright
PCB Contact Termination Area Plating Material	Tin
Contact Mating Area Plating Material	Tin
Contact Type	Pin
Contact Current Rating (Max)	2 A

Termination Features

Square Termination Post & Tail Dimension	.5 mm[.02 in]
Termination Method to Printed Circuit Board	Through Hole - Solder

Mechanical Attachment

Mating Alignment Type	Keyed
Mating Retention	With
PCB Mount Retention Type	Kinked Legs
Connector Mounting Type	Board Mount
Mating Alignment	With
PCB Mount Retention	With

Housing Features

Housing Material	66 Nylon
Centerline (Pitch)	2 mm[.079 in]

Dimensions

PCB Thickness (Recommended)	1.6 mm[.063 in]
-----------------------------	-----------------

Usage Conditions

Operating Temperature Range	-40 – 105 °C[-40 – 221 °F]
-----------------------------	----------------------------

Operation/Application

Shielded	No
Circuit Application	Signal

Industry Standards

Glow Wire Rating	Glow Wire
------------------	-----------



Agency/Standard	VDE
Approved Standards	UL E28476
UL Flammability Rating	UL 94V-0

Packaging Features

Packaging Type	Tray
----------------	------

Product Compliance

[For compliance documentation, visit the product page on TE.com>](#)

EU RoHS Directive 2011/65/EU	Compliant
EU ELV Directive 2000/53/EC	Compliant
China RoHS 2 Directive MIIT Order No 32, 2016	No Restricted Materials Above Threshold
EU REACH Regulation (EC) No. 1907/2006	Current ECHA Candidate List: JUNE 2022 (224) Candidate List Declared Against: JAN 2021 (211) SVHC > Threshold: Not Yet Reviewed
Halogen Content	Not Low Halogen - contains Br or Cl > 900 ppm.
Solder Process Capability	Not reviewed for solder process capability

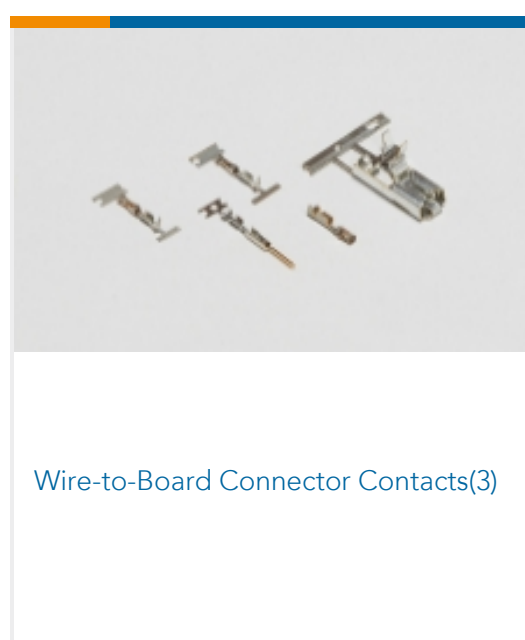
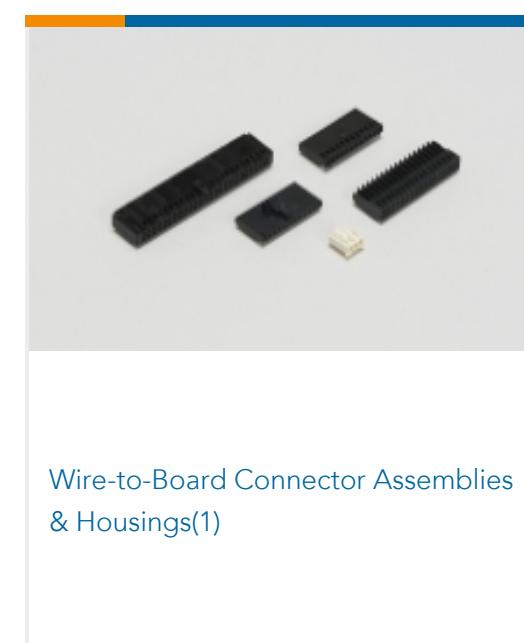


Product Compliance Disclaimer

This information is provided based on reasonable inquiry of our suppliers and represents our current actual knowledge based on the information they provided. This information is subject to change. The part numbers that TE has identified as EU RoHS compliant have a maximum concentration of 0.1% by weight in homogenous materials for lead, hexavalent chromium, mercury, PBB, PBDE, DBP, BBP, DEHP, DIBP, and 0.01% for cadmium, or qualify for an exemption to these limits as defined in the Annexes of Directive 2011/65/EU (RoHS2). Finished electrical and electronic equipment products will be CE marked as required by Directive 2011/65/EU. Components may not be CE marked. Additionally, the part numbers that TE has identified as EU ELV compliant have a maximum concentration of 0.1% by weight in homogenous materials for lead, hexavalent chromium, and mercury, and 0.01% for cadmium, or qualify for an exemption to these limits as defined in the Annexes of Directive 2000/53/EC (ELV). Regarding the REACH Regulation, the information TE provides on SVHC in articles for this part number is based on the latest European Chemicals Agency (ECHA) 'Guidance on requirements for substances in articles' posted at this URL: <https://echa.europa.eu/guidance-documents/guidance-on-reach>


Compatible Parts



Also in the Series | GRACE INERTIA 2.0



Customers Also Bought



TE Part #2-1623795-3
SOP2 R047 5% WIRE



TE Part #1-1630019-4
HSC200 2K4 5%



TE Part #9-2176397-4
3502 7K5 1%



TE Part #1-1969694-4
PTL 1X4 PCB HEADER R/A HITEMP
KEY A LGR



TE Part #YD369-B99-AP400000
Rectangular Connectors: 9-Way Panel
Mount, 90PCB



TE Part #YDTS24T15-18PNV001
RECP ASSY



TE Part #YDTS24T21-35SNV001
RECP ASSY



TE Part #YACT24ME35PNV00100
JAM NUT RECEPTACLE

Documents

CAD Files

3D PDF

3D

Customer View Model

[ENG_CVM_CVM_4-2232826-6_A.2d_dxf.zip](#)

English

Customer View Model

[ENG_CVM_CVM_4-2232826-6_A.3d_igs.zip](#)

English

Customer View Model

[ENG_CVM_CVM_4-2232826-6_A.3d_stp.zip](#)

English

By downloading the CAD file I accept and agree to the [Terms and Conditions](#) of use.

Product Specifications

Application Specification

English

Product Environmental Compliance

Product Compliance

English

Product Compliance

English

Agency Approvals

VDE Certificate

English

4-2232826-6

PCB Mount Header, Vertical, Wire-to-Board, 6 Position, .079 in [2 mm] Centerline,
Fully Shrouded, Tin, Through Hole - Solder, GRACE INERTIA 2.0

