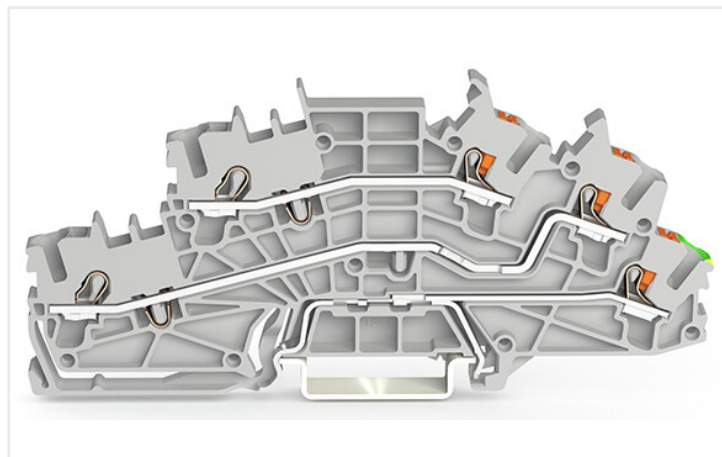
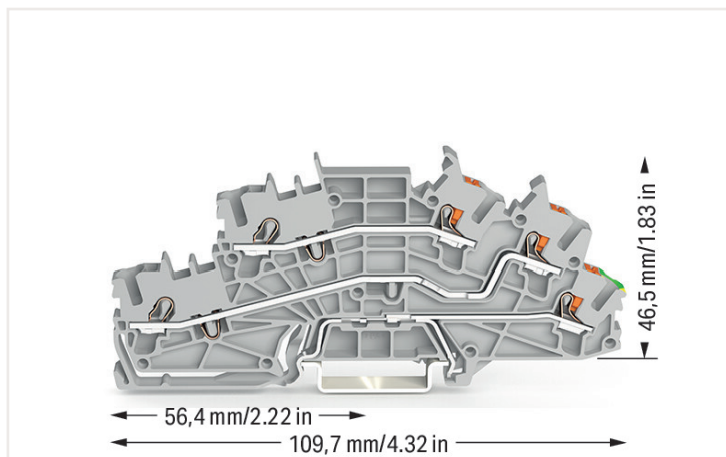


| : 2203-6545

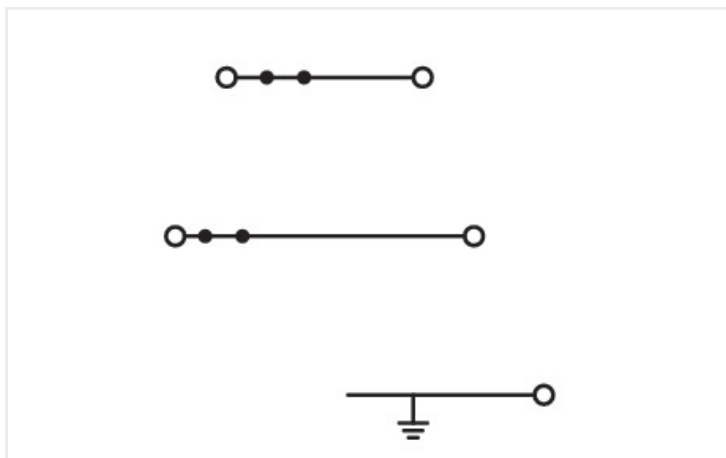
Multilevel installation terminal block; with operating slots and push-button; 2.5 mm²; L/L/PE; green-yellow lower deck; Push-in CAGE CLAMP®; 2,50 mm²; gray



<https://www.wago.com/2203-6545>



■ gray



Electrical data

Ratings per IEC/EN

Ratings (note)	Potential – ground
Nominal voltage (III/3)	250 V
Rated impulse voltage (III/3)	4 kV
Rated current	24 A
Legend (ratings)	(III / 3) ≙ Overvoltage category III / Pollution degree 3

Ratings per IEC/EN 2

Ratings (note) 2	Potential – ground
Rated voltage (III/3) 2	250 V
Rated surge voltage (III/3) 2	4 kV
Rated current 2	31 A

Ratings per IEC/EN 3

Ratings (note) 3	Potential – potential
Rated voltage (III/3) 3	400 V
Rated surge voltage (III/3) 3	6 kV
Rated current 3	24 A

Power loss

Power loss, per pole (potential)	0.7661 W
Rated current I_N for specified power loss	24 A
Resistance value for specified, current-dependent power loss	0.00133 Ω

Connection data

Total number of connection points	5
Total number of potentials	3
Number of levels	3

Connection 1

Connection technology	Push-in CAGE CLAMP®
Actuation type	Operating tool
Connectable conductor materials	Copper
Nominal cross-section	2.5 mm ²
Solid conductor	0.25 ... 4 mm ² / 22 ... 12 AWG
Solid conductor; push-in termination	0.75 ... 4 mm ² / 18 ... 12 AWG
Fine-stranded conductor	0.25 ... 4 mm ² / 22 ... 12 AWG
Fine-stranded conductor; with insulated ferrule	0.25 ... 2.5 mm ² / 22 ... 14 AWG
Fine-stranded conductor; with ferrule; push-in termination	1 ... 2.5 mm ² / 18 ... 14 AWG
Note (conductor cross-section)	Depending on the conductor characteristic, a conductor with a smaller cross-section can also be inserted via push-in termination.
Strip length	10 ... 12 mm / 0.39 ... 0.47 inches
Wiring direction	Front-entry wiring

Connection 2

Actuation type 2	Push-button
------------------	-------------

Physical data

Width	5.2 mm / 0.205 inches
Height	109.7 mm / 4.319 inches
Depth from upper-edge of DIN-rail	46.5 mm / 1.831 inches

Mechanical data

Potential marking	L/L/PE
Mounting type	DIN-35 rail
Marking level	Center/side marking

Material data

Note (material data)	Information on material data can be found here
Color	gray
Material group	I
Insulation material	Polyamide (PA66)
Flammability class per UL94	V0
Fire load	0.307 MJ
Weight	20.2 g

Environmental requirements

Processing temperature	-35 ... +85 °C
Continuous operating temperature	-60 ... +105 °C

Commercial data

ETIM 8.0	EC001329
ETIM 7.0	EC001329
PU (SPU)	50 Pieces
Packaging type	Box
Country of origin VKOrg Germany	DE
GTIN	4066966165524
Customs tariff number VKOrg Germany	85369010000

Approvals and certificates

Country specific Approvals



CCA DEKRA Certification B.V.	EN 60947	NTR NL 7923
CSA DEKRA Certification B.V.	C22.2	80093552
KEMA/KEUR DEKRA Certification B.V.	EN 60947	71-122696

UL-Approvals



UR Underwriters Laboratories Inc.	UL 1059	E 45172
---	---------	---------

Downloads

Environmental Product Compliance

Compliance Search

Environmental Product
Compliance 2203-6545



Documentation

Additional Information

Technical Section pdf
2142.18 KB



1 Compatible products

1.1 Required accessories

1.1.1 End plate

1.1.1.1 End plate



: 2203-6692
End and intermediate plate; 0.8 mm thick; orange

1.2 Optional accessories

1.2.1 DIN-rail

1.2.1.1 Mounting accessories



: 210-196
Aluminum carrier rail; 35 x 8.2 mm; 1.6 mm thick; 2 m long; unslotted; similar to EN 60715; silver-colored



: 210-198
Copper carrier rail; 35 x 15 mm; 2.3 mm thick; 2 m long; unslotted; according to EN 60715; copper-colored



: 210-197
Steel carrier rail; 35 x 15 mm; 1.5 mm thick; 2 m long; slotted; similar to EN 60715; silver-colored



: 210-114
Steel carrier rail; 35 x 15 mm; 1.5 mm thick; 2 m long; unslotted; similar to EN 60715; silver-colored



: 210-118
Steel carrier rail; 35 x 15 mm; 2.3 mm thick; 2 m long; unslotted; according to EN 60715; silver-colored



: 210-115
Steel carrier rail; 35 x 7.5 mm; 1 mm thick; 2 m long; slotted; according to EN 60715; "Hole width 18 mm; silver-colored



: 210-112
Steel carrier rail; 35 x 7.5 mm; 1 mm thick; 2 m long; slotted; according to EN 60715; "Hole width 25 mm; silver-colored



: 210-113
Steel carrier rail; 35 x 7.5 mm; 1 mm thick; 2 m long; unslotted; according to EN 60715; silver-colored

1.2.2 Ferrule

1.2.2.1 Ferrule



: 216-241
Ferrule; Sleeve for 0.5 mm² / 20 AWG; insulated; electro-tin plated; electrolytic copper; gastight crimped; acc. to DIN 46228, Part 4/09.90; white



: 216-242
Ferrule; Sleeve for 0.75 mm² / 18 AWG; insulated; electro-tin plated; electrolytic copper; gastight crimped; acc. to DIN 46228, Part 4/09.90; gray



: 216-262
Ferrule; Sleeve for 0.75 mm² / 18 AWG; insulated; electro-tin plated; electrolytic copper; gastight crimped; acc. to DIN 46228, Part 4/09.90; gray



: 216-243
Ferrule; Sleeve for 1 mm² / AWG 18; insulated; electro-tin plated; electrolytic copper; gastight crimped; acc. to DIN 46228, Part 4/09.90; red



: 216-263
Ferrule; Sleeve for 1 mm² / AWG 18; insulated; electro-tin plated; electrolytic copper; gastight crimped; acc. to DIN 46228, Part 4/09.90; red



: 216-244
Ferrule; Sleeve for 1.5 mm² / AWG 16; insulated; electro-tin plated; electrolytic copper; gastight crimped; acc. to DIN 46228, Part 4/09.90; black



: 216-264
Ferrule; Sleeve for 1.5 mm² / AWG 16; insulated; electro-tin plated; electrolytic copper; gastight crimped; acc. to DIN 46228, Part 4/09.90; black



: 216-246
Ferrule; Sleeve for 2.5 mm² / AWG 14; insulated; electro-tin plated; electrolytic copper; gastight crimped; acc. to DIN 46228, Part 4/09.90; blue



: 216-266
Ferrule; Sleeve for 2.5 mm² / AWG 14; insulated; electro-tin plated; electrolytic copper; gastight crimped; acc. to DIN 46228, Part 4/09.90; blue

1.2.3 Installation

1.2.3.1 Mounting accessories



:2009-304
Busbar carrier; not suitable for use as end stop; for DIN 35 rail; 1.5 mm thick; blue



:2009-305
Busbar carrier; with end stop function and detachable separator plate; for DIN 35 rail; 7.5 mm thick; blue



:709-169
Cover carrier; Type 3; gray



:709-156
Cover; Type 3; suitable for cover carrier, type 3; 1 m long; transparent

1.2.4 Insulation stop

1.2.4.1 Insulation stop



:2002-171
Insulation stop; 0.25 - 0.5 mm²; 5 pieces/strip; light gray



:2002-172
Insulation stop; 0.75 - 1 mm²; 5 pieces/strip; dark gray

1.2.5 Jumper

1.2.5.1 Jumper



:2002-400
Continuous jumper; 2-way; insulated; light gray



:2002-423/000-006
Continuous jumper; from 1 to 3; insulated; blue



:2002-423
Continuous jumper; from 1 to 3; insulated; light gray



:2002-423/000-005
Continuous jumper; from 1 to 3; insulated; red



:2002-406/020-000
Delta jumper; insulated; light gray



:2002-410/000-006
Jumper; 10-way; insulated; blue



:2002-410
Jumper; 10-way; insulated; light gray



:2002-410/000-005
Jumper; 10-way; insulated; red



:2002-402/000-006
Jumper; 2-way; insulated; blue



:2002-402
Jumper; 2-way; insulated; light gray



:2002-402/000-005
Jumper; 2-way; insulated; red



:2002-403/000-006
Jumper; 3-way; insulated; blue



:2002-403
Jumper; 3-way; insulated; light gray



:2002-403/000-005
Jumper; 3-way; insulated; red



:2002-404/000-006
Jumper; 4-way; insulated; blue



:2002-404
Jumper; 4-way; insulated; light gray



:2002-404/000-005
Jumper; 4-way; insulated; red



:2002-405/000-006
Jumper; 5-way; insulated; blue



:2002-405
Jumper; 5-way; insulated; light gray



:2002-405/000-005
Jumper; 5-way; insulated; red



:2002-406/000-006
Jumper; 6-way; insulated; blue



:2002-406
Jumper; 6-way; insulated; light gray



:2002-406/000-005
Jumper; 6-way; insulated; red



:2002-407/000-006
Jumper; 7-way; insulated; blue



:2002-407
Jumper; 7-way; insulated; light gray



:2002-407/000-005
Jumper; 7-way; insulated; red



:2002-408/000-006
Jumper; 8-way; insulated; blue



:2002-408
Jumper; 8-way; insulated; light gray



:2002-408/000-005
Jumper; 8-way; insulated; red



:2002-409/000-006
Jumper; 9-way; insulated; blue



:2002-409
Jumper; 9-way; insulated; light gray



:2002-409/000-005
Jumper; 9-way; insulated; red



:2002-440
Jumper; from 1 to 10; insulated; light gray



:2002-433
Jumper; from 1 to 3; insulated; light gray



:2002-434
Jumper; from 1 to 4; insulated; light gray



:2002-435
Jumper; from 1 to 5; insulated; light gray



:2002-436
Jumper; from 1 to 6; insulated; light gray



:2002-437
Jumper; from 1 to 7; insulated; light gray



:2002-438
Jumper; from 1 to 8; insulated; light gray



:2002-439
Jumper; from 1 to 9; insulated; light gray

1.2.5.1 Jumper



: 2002-480
Staggered jumper; 10-way; insulated; light gray

: 2002-481
Staggered jumper; 11-way; insulated; light gray

: 2002-482
Staggered jumper; 12-way; insulated; light gray

: 2002-473/011-000
Staggered jumper; 2-way; from 1 to 3; insulated; light gray



: 2002-472
Staggered jumper; 2-way; insulated; light gray

: 2002-473
Staggered jumper; 3-way; insulated; light gray

: 2002-475/011-000
Staggered jumper; 3-way; insulated; light gray

: 2002-474
Staggered jumper; 4-way; insulated; light gray



: 2002-475
Staggered jumper; 5-way; insulated; light gray

: 2002-476
Staggered jumper; 6-way; insulated; light gray

: 2002-477
Staggered jumper; 7-way; insulated; light gray

: 2002-478
Staggered jumper; 8-way; insulated; light gray



: 2002-479
Staggered jumper; 9-way; insulated; light gray

: 2002-477/011-000
Staggered jumper; insulated; light gray

: 2002-479/011-000
Staggered jumper; insulated; light gray

: 2002-481/011-000
Staggered jumper; insulated; light gray



: 2002-405/011-000
Star point jumper; 3-way; insulated; light gray

: 210-103
Wire commoning chain; insulated; black

: 210-123
Wire commoning chain; insulated; blue

1.2.6 Marking

1.2.6.1 Group marker carrier



: 2009-191
Group marker carrier; gray

: 2009-192
Group marker carrier; gray

: 2009-193
Group marker carrier; gray

1.2.6.2 Marker



: 2009-145/000-006
Mini-WSB Inline; for Smart Printer; 1700 pieces on roll; stretchable 5 - 5.2 mm; plain; snap-on type; blue

: 2009-145/000-007
Mini-WSB Inline; for Smart Printer; 1700 pieces on roll; stretchable 5 - 5.2 mm; plain; snap-on type; gray

: 2009-145/000-023
Mini-WSB Inline; for Smart Printer; 1700 pieces on roll; stretchable 5 - 5.2 mm; plain; snap-on type; green

: 2009-145/000-012
Mini-WSB Inline; for Smart Printer; 1700 pieces on roll; stretchable 5 - 5.2 mm; plain; snap-on type; orange



: 2009-145/000-005
Mini-WSB Inline; for Smart Printer; 1700 pieces on roll; stretchable 5 - 5.2 mm; plain; snap-on type; red

: 2009-145/000-024
Mini-WSB Inline; for Smart Printer; 1700 pieces on roll; stretchable 5 - 5.2 mm; plain; snap-on type; violet

: 2009-145
Mini-WSB Inline; for Smart Printer; 1700 pieces on roll; stretchable 5 - 5.2 mm; plain; snap-on type; white

: 2009-145/000-002
Mini-WSB Inline; for Smart Printer; 1700 pieces on roll; stretchable 5 - 5.2 mm; plain; snap-on type; yellow



: 248-501/000-006
Mini-WSB marking card; as card; not stretchable; plain; snap-on type; blue

: 248-501/000-007
Mini-WSB marking card; as card; not stretchable; plain; snap-on type; gray

: 248-501/000-023
Mini-WSB marking card; as card; not stretchable; plain; snap-on type; green

: 248-501/000-017
Mini-WSB marking card; as card; not stretchable; plain; snap-on type; light green



: 248-501/000-012
Mini-WSB marking card; as card; not stretchable; plain; snap-on type; orange

: 248-501/000-005
Mini-WSB marking card; as card; not stretchable; plain; snap-on type; red

: 248-501/000-024
Mini-WSB marking card; as card; not stretchable; plain; snap-on type; violet

: 248-501
Mini-WSB marking card; as card; not stretchable; plain; snap-on type; white



: 248-501/000-002
Mini-WSB marking card; as card; not stretchable; plain; snap-on type; yellow

: 793-5501/000-006
WMB marking card; as card; for terminal block width 5 - 17.5 mm; stretchable 5 - 5.2 mm; plain; snap-on type; blue

: 793-5501/000-014
WMB marking card; as card; for terminal block width 5 - 17.5 mm; stretchable 5 - 5.2 mm; plain; snap-on type; brown

: 793-5501/000-007
WMB marking card; as card; for terminal block width 5 - 17.5 mm; stretchable 5 - 5.2 mm; plain; snap-on type; gray

1.2.6.2 Marker



: 793-5501/000-023

WMB marking card; as card; for terminal block width 5 - 17.5 mm; stretchable 5 - 5.2 mm; plain; snap-on type; green



: 793-5501/000-017

WMB marking card; as card; for terminal block width 5 - 17.5 mm; stretchable 5 - 5.2 mm; plain; snap-on type; light green



: 793-5501/000-012

WMB marking card; as card; for terminal block width 5 - 17.5 mm; stretchable 5 - 5.2 mm; plain; snap-on type; orange



: 793-5501/000-005

WMB marking card; as card; for terminal block width 5 - 17.5 mm; stretchable 5 - 5.2 mm; plain; snap-on type; red



: 793-5501/000-024

WMB marking card; as card; for terminal block width 5 - 17.5 mm; stretchable 5 - 5.2 mm; plain; snap-on type; violet

: 793-5501

WMB marking card; as card; for terminal block width 5 - 17.5 mm; stretchable 5 - 5.2 mm; plain; snap-on type; white



: 793-5501/000-002

WMB marking card; as card; for terminal block width 5 - 17.5 mm; stretchable 5 - 5.2 mm; plain; snap-on type; yellow



: 793-501/000-006

WMB marking card; as card; not stretchable; plain; snap-on type; blue



: 793-501/000-007

WMB marking card; as card; not stretchable; plain; snap-on type; gray



: 793-501/000-023

WMB marking card; as card; not stretchable; plain; snap-on type; green



: 793-501/000-017

WMB marking card; as card; not stretchable; plain; snap-on type; light green



: 793-501/000-012

WMB marking card; as card; not stretchable; plain; snap-on type; orange



: 793-501/000-005

WMB marking card; as card; not stretchable; plain; snap-on type; red



: 793-501/000-024

WMB marking card; as card; not stretchable; plain; snap-on type; violet



: 793-501

WMB marking card; as card; not stretchable; plain; snap-on type; white



: 793-501/000-002

WMB marking card; as card; not stretchable; plain; snap-on type; yellow



: 2009-115/000-006

WMB-Inline; for Smart Printer; 1500 pieces on roll; stretchable 5 - 5.2 mm; plain; snap-on type; blue



: 2009-115/000-007

WMB-Inline; for Smart Printer; 1500 pieces on roll; stretchable 5 - 5.2 mm; plain; snap-on type; gray



: 2009-115/000-023

WMB-Inline; for Smart Printer; 1500 pieces on roll; stretchable 5 - 5.2 mm; plain; snap-on type; green



: 2009-115/000-017

WMB-Inline; for Smart Printer; 1500 pieces on roll; stretchable 5 - 5.2 mm; plain; snap-on type; light green



: 2009-115/000-012

WMB-Inline; for Smart Printer; 1500 pieces on roll; stretchable 5 - 5.2 mm; plain; snap-on type; orange



: 2009-115/000-005

WMB-Inline; for Smart Printer; 1500 pieces on roll; stretchable 5 - 5.2 mm; plain; snap-on type; red



: 2009-115/000-024

WMB-Inline; for Smart Printer; 1500 pieces on roll; stretchable 5 - 5.2 mm; plain; snap-on type; violet



: 2009-115

WMB-Inline; for Smart Printer; 1500 pieces on roll; stretchable 5 - 5.2 mm; plain; snap-on type; white



: 2009-115/000-002

WMB-Inline; for Smart Printer; 1500 pieces on roll; stretchable 5 - 5.2 mm; plain; snap-on type; yellow

1.2.6.3 Marker carrier



: 2009-198

Adaptor; gray

1.2.6.4 Marking strip



: 2009-110

Marking strips; for Smart Printer; on reel; not stretchable; plain; snap-on type; white

1.2.7 Push-in type wire jumper

1.2.7.1 Jumper



:2009-414
Push-in type wire jumper; 1.5 mm²; insulated; 110 mm long; black



:2009-414/000-005
Push-in type wire jumper; 1.5 mm²; insulated; 110 mm long; black



:2009-416
Push-in type wire jumper; 1.5 mm²; insulated; 250 mm long; black



:2009-414/000-006
Push-in type wire jumper; insulated; 110 mm long; black



:2009-412
Push-in type wire jumper; insulated; 60 mm long; black

1.2.8 Test and measurement

1.2.8.1 Testing accessories



:2009-174
Test plug adapter; for 4 mm Ø test plugs; for testing TOPJOB®S rail-mounted terminal blocks; gray



:210-136
Test plug; 2 mm Ø; with 500 mm cable; red



:2009-182
Testing tap; for max. 2.5 mm²; tool-free connection for individual test wires 0.08 - 2.5 mm; gray

1.2.9 Tool

1.2.9.1 Operating tool



:210-658
Operating tool; Blade: 3.5 x 0.5 mm; with a partially insulated shaft; angled; short; multicoloured



:210-720
Operating tool; Blade: 3.5 x 0.5 mm; with a partially insulated shaft; multicoloured



:2009-309
Operating tool; Blades: 3.5 x 0.5 mm and 2.5 x 0.4 mm; for TOPJOB®S installation terminal blocks



:2009-310
Operating tool; Blades: 3.5 x 0.5 mm and 5.5 x 0.8 mm; for TOPJOB®S installation terminal blocks; green

Installation notes

Conductor termination




All conductor types at a glance



Conductor termination



Inserting a conductor via push-in termination.
Solid conductors with cross-sections from either one size above, or up to two sizes below, the rated cross-section can be simply pushed in – no tools needed.



Inserting a conductor via operating tool. Connecting fine-stranded conductors without ferrules, or small cross-sectional conductors that cannot be pushed in, is performed similarly to the original CAGE CLAMP® – just use an operating tool.

Testing



Testing